

Trends from the Canadian IR/ETD Survey 2012

**Compiled by Nancy Stuart and Katy Nelson
University of Victoria Libraries**

March 2012

The purpose of the 2012 Canadian IR/ETD Survey was two-fold. The first was to show the growth of Institutional Repositories (IRs) across Canada. The second was to illustrate the state of the electronic theses and dissertations (ETD) submission programs at Canadian institutions granting graduate degrees, where a thesis or dissertation is a requirement for graduation. The survey was a follow-up to one conducted in April/May 2009. We had 38 responses to the survey, with 5 duplicates. The duplicates were caused by two responses from the same institution. Therefore a total of 33 institutions responded. The trends below are based on the responses from the 33 institutions. The IR address was an optional field, but it did indicate that the responses were evenly distributed across Canada.

Since 2009 there has been steady growth in both the number of IRs and ETD programs in Canada. Three Canadian IRs are ranked in the top 100 of 1172 repositories in the world. See <http://repositories.webometrics.info/toprep.asp>

The survey results show that there is planned continued growth in this area. In 63% of Canadian IRs, ETDs are the largest collections. Other large collections were oral histories, journal articles, images, technical reports and research data. Canadian institutions have an average of 1.4 FTE staff members working on their IRs. The median is 1 FTE.

Of the 22 institutions with ETD programs, only 5 institutions did not allow restricted or embargoed ETDs as an option. Most surprising was the fact that only 47% of Canadian institutions with ETD programs are sending their ETDs to LAC via ProQuest. This is a large decrease since 2009 when all institutions except two were sending their ETDs to ProQuest. This may be due to the fact that 71% of ETD collections are now being harvested by LAC.

On behalf of all Canadian institutions, LAC negotiates a contract with ProQuest to obtain Canadian ETDs. Prior to 2011, ProQuest would send a microfiche to LAC and after a 4 year delay would send a digital copy to LAC. Now, with the new 2011-2014 contract, LAC no longer receives a microfiche copy from ProQuest and now receives the digital copy of the ETDs shortly after being processed by ProQuest. From the survey results only 36% of the institutions sending their ETDs to ProQuest are still receiving a microfiche copy from ProQuest.

The following 13 charts illustrate the trends determined by the results of the survey.

The majority of institutions (82%) are members of CARL.

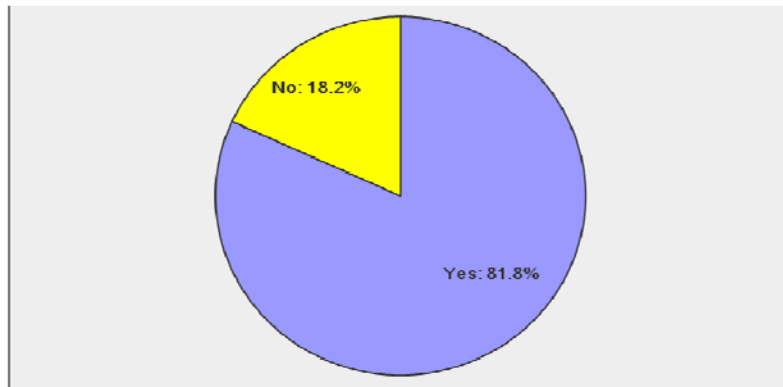


Fig. 1

The majority of institutions (91%) offer graduate degree programs.

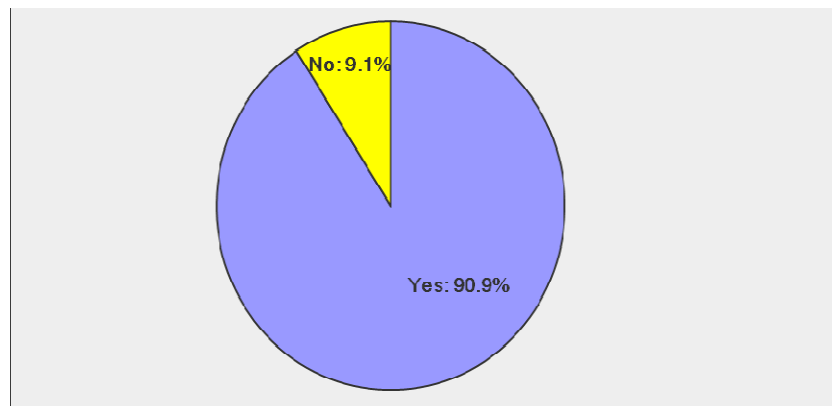


Fig. 2

The majority of institutions (76%) have an IR.

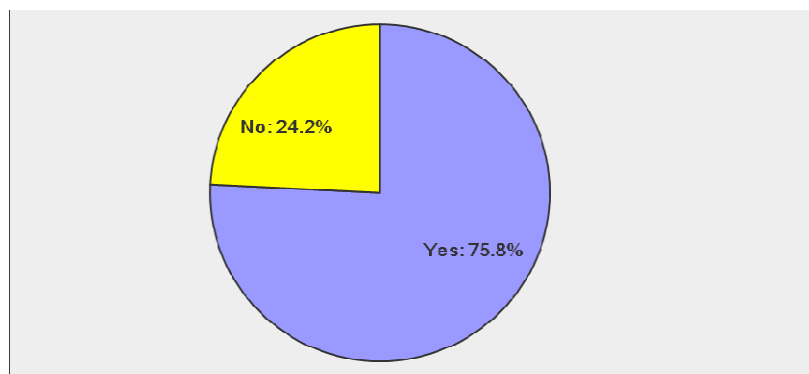


Fig. 3

Half (50%) of those that do not have an IR have a plan to implement one.

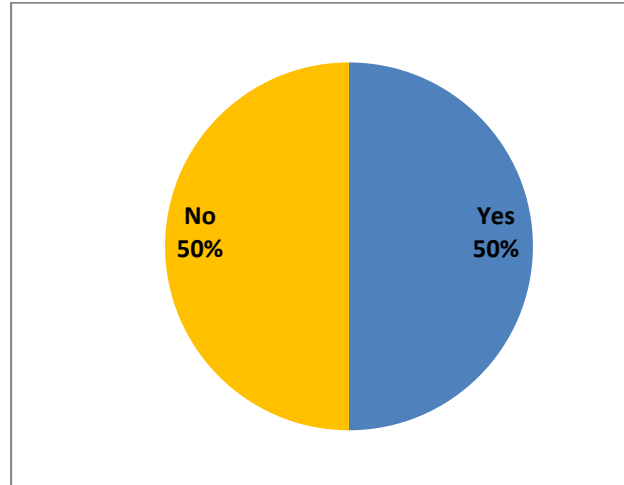


Fig. 4

The most popular software used for the Institutional Repository is DSpace (63%). Others mentioned were Digital Commons (BE Press), Digitool (Ex Libris), Fedora, Drupal, and ETD db Cocoon. A few institutions had home grown products.

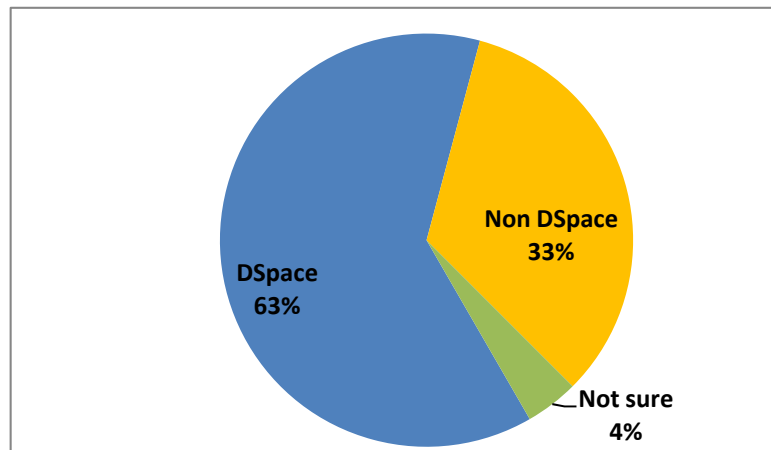


Fig. 5

In the survey results, the first IRs were implemented in 2003. Since then there has been a steady growth in the number of IRs at Canadian institutions. Fig. 6 shows the number of IRs implemented each year.

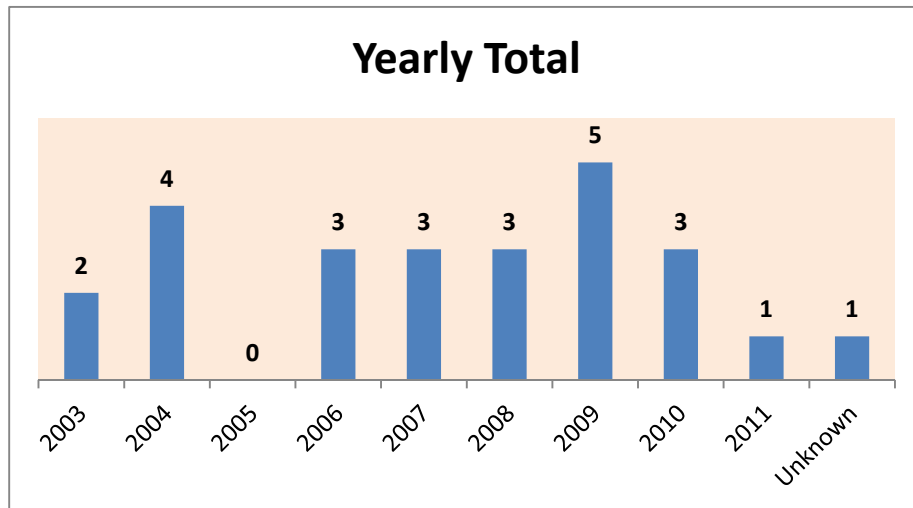


Fig.6

Fig. 7 illustrates the growth of IRs in Canadian institutions since 2003. The survey results indicated that 4 more IRs will be implemented either in 2012 or within the next couple of years.

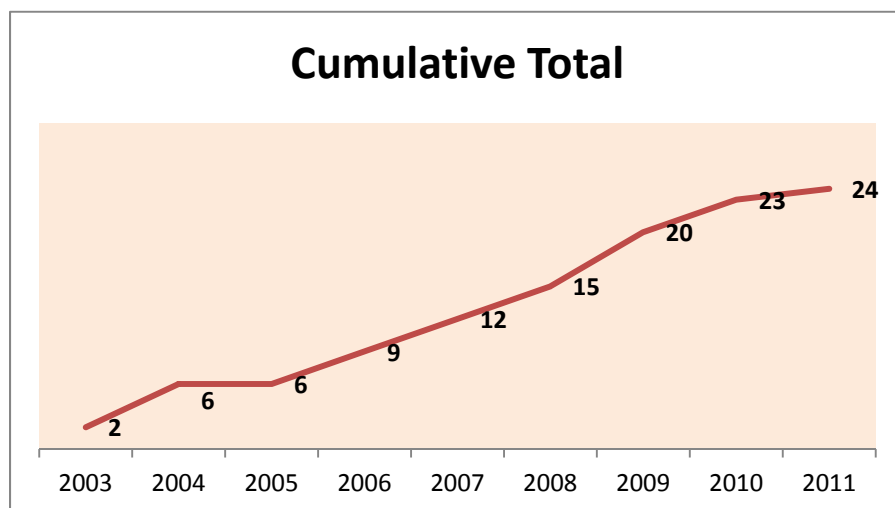


Fig.7

Two thirds of the institutions (67%) have an ETD program.

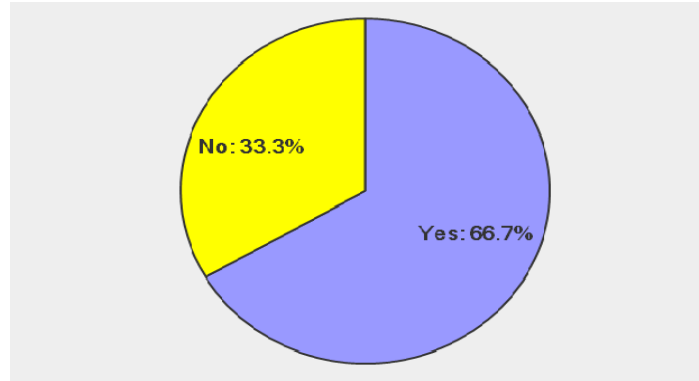


Fig.8

The two earliest ETD programs launched in Canada were in 1996 and 2001. From 2004 on there has been a steady rise in the number of institutions launching ETD programs.

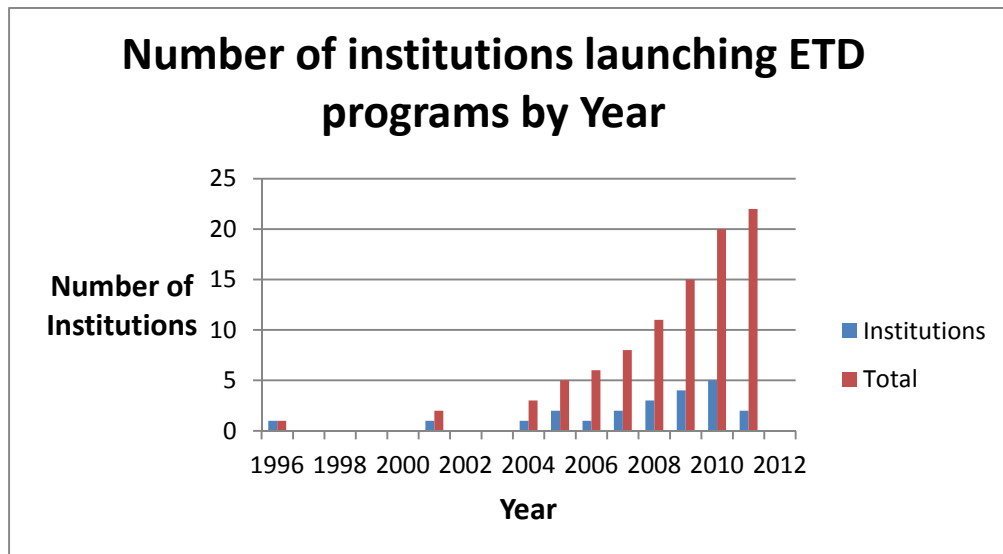


Fig.9

Almost half of institutions with ETD programs (47%) send their ETDs to ProQuest.

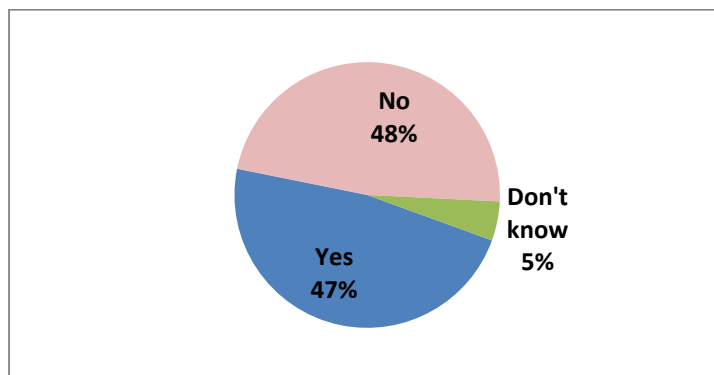


Fig.10

For those institutions without an ETD program, 64% have plans to implement one in the near future.

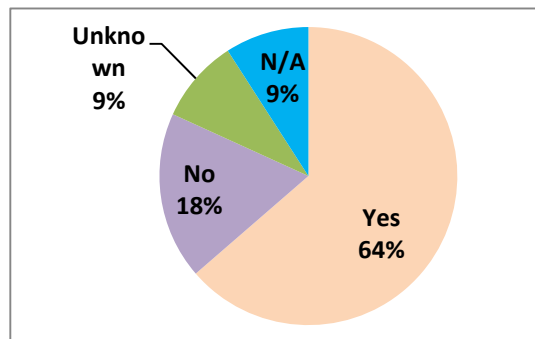


Fig.11

Of the institutions that have an ETD program, 59% have a mandatory submission program.

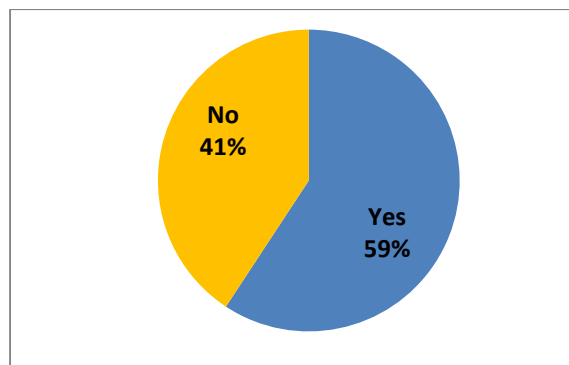


Fig. 12

Most institutions (71%) have their ETDs harvested by LAC.

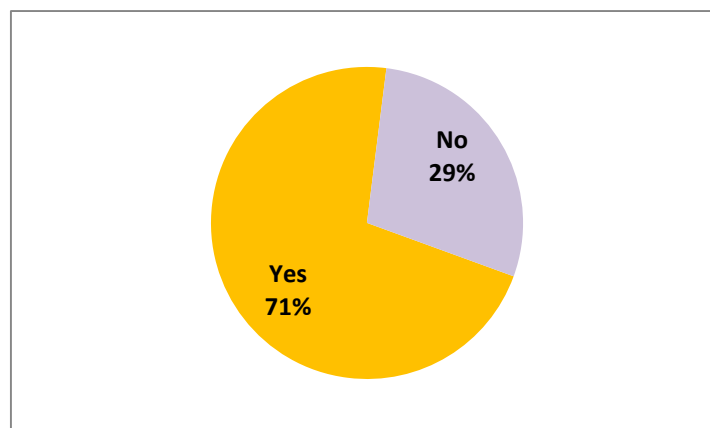


Fig. 13