

Appendix B

Proportion of simulated data sets rejecting the null hypothesis when simulated data are from Contaminated Additive Benford distribution for digits 11-99 with $\alpha = 0.02$, $N = 1000$

Proportion of simulated data sets rejecting the null hypothesis when simulated data are from Contaminated Additive Benford distribution for digit 11 with $\alpha = 0.02$, $N = 1000$ replications

Test	n = 1000	n = 2000
<i>Contaminated (additive) Benford Distribution for digit 11 ($\alpha = 0.02$)</i>		
LR-multinomial	0.226	0.386
LR-decreasing	0.301	0.556
LR-generalized Benford	0.167	0.305
LR-Rodriguez	0.179	0.338
W_d^2 Imhof	0.166	0.332
W_d^2 chi-square approx.	0.163	0.328
U_d^2 Imhof	0.140	0.295
U_d^2 chi-square approx.	0.139	0.292
A_d^2 Imhof	0.217	0.437
A_d^2 chi-square approx.	0.212	0.427
Pearson's χ^2	0.189	0.400

Proportion of simulated data sets rejecting the null hypothesis when simulated data are from Contaminated Additive Benford distribution for digit 12 with $\alpha = 0.02$, $N = 1000$ replications

Test	n = 1000	n = 2000
<i>Contaminated (additive) Benford Distribution for digit 12 ($\alpha = 0.02$)</i>		
LR-multinomial	0.245	0.431
LR-decreasing	0.259	0.525
LR-generalized Benford	0.149	0.271
LR-Rodriguez	0.135	0.230
W_d^2 Imhof	0.149	0.308
W_d^2 chi-square approx.	0.148	0.306
U_d^2 Imhof	0.136	0.295
U_d^2 chi-square approx.	0.134	0.295
A_d^2 Imhof	0.166	0.348
A_d^2 chi-square approx.	0.160	0.341
Pearson's χ^2	0.209	0.441

Proportion of simulated data sets rejecting the null hypothesis when simulated data are from Contaminated Additive Benford distribution for digit 13 with $\alpha = 0.02$, $N = 1000$ replications

Test	n = 1000	n = 2000
<i>Contaminated (additive) Benford Distribution for digit 13 ($\alpha = 0.02$)</i>		
LR-multinomial	0.253	0.459
LR-decreasing	0.251	0.525
LR-generalized Benford	0.125	0.234
LR-Rodriguez	0.099	0.152
W_d^2 Imhof	0.141	0.275
W_d^2 chi-square approx.	0.137	0.271
U_d^2 Imhof	0.131	0.289
U_d^2 chi-square approx.	0.131	0.283
A_d^2 Imhof	0.135	0.292
A_d^2 chi-square approx.	0.133	0.287
Pearson's χ^2	0.223	0.487

Proportion of simulated data sets rejecting the null hypothesis when simulated data are from Contaminated Additive Benford distribution for digit 14 with $\alpha = 0.02$, $N = 1000$ replications

Test	n = 1000	n = 2000
<i>Contaminated (additive) Benford Distribution for digit 14 ($\alpha = 0.02$)</i>		
LR-multinomial	0.271	0.480
LR-decreasing	0.233	0.536
LR-generalized Benford	0.114	0.209
LR-Rodriguez	0.062	0.105
W_d^2 Imhof	0.133	0.250
W_d^2 chi-square approx.	0.130	0.248
U_d^2 Imhof	0.133	0.287
U_d^2 chi-square approx.	0.131	0.283
A_d^2 Imhof	0.126	0.242
A_d^2 chi-square approx.	0.122	0.239
Pearson's χ^2	0.247	0.529

Proportion of simulated data sets rejecting the null hypothesis when simulated data are from Contaminated Additive Benford distribution for digit 15 with $\alpha = 0.02$, $N = 1000$ replications

Test	n = 1000	n = 2000
<i>Contaminated (additive) Benford Distribution for digit 15 ($\alpha = 0.02$)</i>		
LR-multinomial	0.282	0.510
LR-decreasing	0.238	0.527
LR-generalized Benford	0.101	0.180
LR-Rodriguez	0.047	0.073
W_d^2 Imhof	0.126	0.231
W_d^2 chi-square approx.	0.121	0.228
U_d^2 Imhof	0.137	0.287
U_d^2 chi-square approx.	0.137	0.283
A_d^2 Imhof	0.111	0.216
A_d^2 chi-square approx.	0.109	0.212
Pearson's χ^2	0.266	0.567

Proportion of simulated data sets rejecting the null hypothesis when simulated data are from Contaminated Additive Benford distribution for digit 16 with $\alpha = 0.02$, $N = 1000$ replications

Test	n = 1000	n = 2000
<i>Contaminated (additive) Benford Distribution for digit 16 ($\alpha = 0.02$)</i>		
LR-multinomial	0.287	0.543
LR-decreasing	0.249	0.537
LR-generalized Benford	0.094	0.150
LR-Rodriguez	0.042	0.051
W_d^2 Imhof	0.113	0.218
W_d^2 chi-square approx.	0.108	0.214
U_d^2 Imhof	0.141	0.287
U_d^2 chi-square approx.	0.139	0.280
A_d^2 Imhof	0.106	0.190
A_d^2 chi-square approx.	0.101	0.186
Pearson's χ^2	0.291	0.605

Proportion of simulated data sets rejecting the null hypothesis when simulated data are from Contaminated Additive Benford distribution for digit 17 with $\alpha = 0.02$, $N = 1000$ replications

Test	n = 1000	n = 2000
<i>Contaminated (additive) Benford Distribution for digit 17 ($\alpha = 0.02$)</i>		
LR-multinomial	0.304	0.571
LR-decreasing	0.241	0.525
LR-generalized Benford	0.085	0.133
LR-Rodriguez	0.039	0.044
W_d^2 Imhof	0.105	0.198
W_d^2 chi-square approx.	0.103	0.197
U_d^2 Imhof	0.140	0.290
U_d^2 chi-square approx.	0.138	0.286
A_d^2 Imhof	0.098	0.169
A_d^2 chi-square approx.	0.095	0.165
Pearson's χ^2	0.315	0.643

Proportion of simulated data sets rejecting the null hypothesis when simulated data are from Contaminated Additive Benford distribution for digit 18 with $\alpha = 0.02$, $N = 1000$ replications

Test	n = 1000	n = 2000
<i>Contaminated (additive) Benford Distribution for digit 18 ($\alpha = 0.02$)</i>		
LR-multinomial	0.319	0.605
LR-decreasing	0.252	0.542
LR-generalized Benford	0.079	0.112
LR-Rodriguez	0.036	0.043
W_d^2 Imhof	0.100	0.185
W_d^2 chi-square approx.	0.096	0.178
U_d^2 Imhof	0.139	0.280
U_d^2 chi-square approx.	0.138	0.278
A_d^2 Imhof	0.094	0.152
A_d^2 chi-square approx.	0.091	0.145
Pearson's χ^2	0.326	0.670

Proportion of simulated data sets rejecting the null hypothesis when simulated data are from Contaminated Additive Benford distribution for digit 19 with $\alpha = 0.02$, $N = 1000$ replications

Test	n = 1000	n = 2000
<i>Contaminated (additive) Benford Distribution for digit 19 ($\alpha = 0.02$)</i>		
LR-multinomial	0.334	0.629
LR-decreasing	0.258	0.551
LR-generalized Benford	0.072	0.104
LR-Rodriguez	0.043	0.045
W_d^2 Imhof	0.092	0.166
W_d^2 chi-square approx.	0.088	0.160
U_d^2 Imhof	0.147	0.275
U_d^2 chi-square approx.	0.146	0.273
A_d^2 Imhof	0.085	0.137
A_d^2 chi-square approx.	0.082	0.130
Pearson's χ^2	0.350	0.700

Proportion of simulated data sets rejecting the null hypothesis when simulated data are from Contaminated Additive Benford distribution for digit 20 with $\alpha = 0.02$, $N = 1000$ replications

Test	n = 1000	n = 2000
<i>Contaminated (additive) Benford Distribution for digit 20 ($\alpha = 0.02$)</i>		
LR-multinomial	0.349	0.648
LR-decreasing	0.251	0.564
LR-generalized Benford	0.069	0.091
LR-Rodriguez	0.043	0.047
W_d^2 Imhof	0.083	0.146
W_d^2 chi-square approx.	0.081	0.137
U_d^2 Imhof	0.144	0.283
U_d^2 chi-square approx.	0.142	0.279
A_d^2 Imhof	0.083	0.119
A_d^2 chi-square approx.	0.079	0.117
Pearson's χ^2	0.373	0.714

Proportion of simulated data sets rejecting the null hypothesis when simulated data are from Contaminated Additive Benford distribution for digit 21 with $\alpha = 0.02$, $N = 1000$ replications

Test	n = 1000	n = 2000
<i>Contaminated (additive) Benford Distribution for digit 21 ($\alpha = 0.02$)</i>		
LR-multinomial	0.383	0.697
LR-decreasing	0.243	0.605
LR-generalized Benford	0.060	0.075
LR-Rodriguez	0.048	0.060
W_d^2 Imhof	0.086	0.130
W_d^2 chi-square approx.	0.083	0.126
U_d^2 Imhof	0.134	0.296
U_d^2 chi-square approx.	0.132	0.295
A_d^2 Imhof	0.074	0.117
A_d^2 chi-square approx.	0.071	0.111
Pearson's χ^2	0.415	0.772

Proportion of simulated data sets rejecting the null hypothesis when simulated data are from Contaminated Additive Benford distribution for digit 22 with $\alpha = 0.02$, $N = 1000$ replications

Test	n = 1000	n = 2000
<i>Contaminated (additive) Benford Distribution for digit 22 ($\alpha = 0.02$)</i>		
LR-multinomial	0.403	0.711
LR-decreasing	0.239	0.591
LR-generalized Benford	0.058	0.069
LR-Rodriguez	0.049	0.068
W_d^2 Imhof	0.082	0.119
W_d^2 chi-square approx.	0.080	0.115
U_d^2 Imhof	0.140	0.297
U_d^2 chi-square approx.	0.138	0.292
A_d^2 Imhof	0.070	0.112
A_d^2 chi-square approx.	0.065	0.108
Pearson's χ^2	0.434	0.798

Proportion of simulated data sets rejecting the null hypothesis when simulated data are from Contaminated Additive Benford distribution for digit 23 with $\alpha = 0.02$, $N = 1000$ replications

Test	n = 1000	n = 2000
<i>Contaminated (additive) Benford Distribution for digit 23 ($\alpha = 0.02$)</i>		
LR-multinomial	0.403	0.729
LR-decreasing	0.242	0.582
LR-generalized Benford	0.056	0.063
LR-Rodriguez	0.057	0.077
W_d^2 Imhof	0.079	0.107
W_d^2 chi-square approx.	0.078	0.105
U_d^2 Imhof	0.132	0.298
U_d^2 chi-square approx.	0.132	0.296
A_d^2 Imhof	0.068	0.099
A_d^2 chi-square approx.	0.065	0.096
Pearson's χ^2	0.450	0.827

Proportion of simulated data sets rejecting the null hypothesis when simulated data are from Contaminated Additive Benford distribution for digit 24 with $\alpha = 0.02$, $N = 1000$ replications

Test	n = 1000	n = 2000
<i>Contaminated (additive) Benford Distribution for digit 24 ($\alpha = 0.02$)</i>		
LR-multinomial	0.410	0.749
LR-decreasing	0.253	0.581
LR-generalized Benford	0.056	0.056
LR-Rodriguez	0.061	0.086
W_d^2 Imhof	0.075	0.101
W_d^2 chi-square approx.	0.072	0.098
U_d^2 Imhof	0.140	0.284
U_d^2 chi-square approx.	0.136	0.282
A_d^2 Imhof	0.068	0.096
A_d^2 chi-square approx.	0.066	0.093
Pearson's χ^2	0.470	0.842

Proportion of simulated data sets rejecting the null hypothesis when simulated data are from Contaminated Additive Benford distribution for digit 25 with $\alpha = 0.02$, $N = 1000$ replications

Test	n = 1000	n = 2000
<i>Contaminated (additive) Benford Distribution for digit 25 ($\alpha = 0.02$)</i>		
LR-multinomial	0.429	0.781
LR-decreasing	0.258	0.595
LR-generalized Benford	0.054	0.053
LR-Rodriguez	0.067	0.099
W_d^2 Imhof	0.076	0.100
W_d^2 chi-square approx.	0.075	0.094
U_d^2 Imhof	0.148	0.284
U_d^2 chi-square approx.	0.145	0.281
A_d^2 Imhof	0.066	0.093
A_d^2 chi-square approx.	0.064	0.089
Pearson's χ^2	0.486	0.853

Proportion of simulated data sets rejecting the null hypothesis when simulated data are from Contaminated Additive Benford distribution for digit 26 with $\alpha = 0.02$, $N = 1000$ replications

Test	n = 1000	n = 2000
<i>Contaminated (additive) Benford Distribution for digit 26 ($\alpha = 0.02$)</i>		
LR-multinomial	0.425	0.761
LR-decreasing	0.234	0.560
LR-generalized Benford	0.046	0.047
LR-Rodriguez	0.070	0.094
W_d^2 Imhof	0.065	0.087
W_d^2 chi-square approx.	0.064	0.083
U_d^2 Imhof	0.134	0.272
U_d^2 chi-square approx.	0.134	0.268
A_d^2 Imhof	0.066	0.086
A_d^2 chi-square approx.	0.063	0.082
Pearson's χ^2	0.485	0.847

Proportion of simulated data sets rejecting the null hypothesis when simulated data are from Contaminated Additive Benford distribution for digit 27 with $\alpha = 0.02$, $N = 1000$ replications

Test	n = 1000	n = 2000
<i>Contaminated (additive) Benford Distribution for digit 27 ($\alpha = 0.02$)</i>		
LR-multinomial	0.440	0.785
LR-decreasing	0.238	0.562
LR-generalized Benford	0.042	0.045
LR-Rodriguez	0.077	0.107
W_d^2 Imhof	0.062	0.080
W_d^2 chi-square approx.	0.061	0.078
U_d^2 Imhof	0.136	0.273
U_d^2 chi-square approx.	0.136	0.270
A_d^2 Imhof	0.062	0.082
A_d^2 chi-square approx.	0.061	0.071
Pearson's χ^2	0.492	0.866

Proportion of simulated data sets rejecting the null hypothesis when simulated data are from Contaminated Additive Benford distribution for digit 28 with $\alpha = 0.02$, $N = 1000$ replications

Test	n = 1000	n = 2000
<i>Contaminated (additive) Benford Distribution for digit 28 ($\alpha = 0.02$)</i>		
LR-multinomial	0.440	0.795
LR-decreasing	0.241	0.554
LR-generalized Benford	0.041	0.039
LR-Rodriguez	0.087	0.121
W_d^2 Imhof	0.060	0.086
W_d^2 chi-square approx.	0.059	0.082
U_d^2 Imhof	0.134	0.273
U_d^2 chi-square approx.	0.133	0.271
A_d^2 Imhof	0.063	0.072
A_d^2 chi-square approx.	0.058	0.071
Pearson's χ^2	0.511	0.871

Proportion of simulated data sets rejecting the null hypothesis when simulated data are from Contaminated Additive Benford distribution for digit 29 with $\alpha = 0.02$, $N = 1000$ replications

Test	n = 1000	n = 2000
<i>Contaminated (additive) Benford Distribution for digit 29 ($\alpha = 0.02$)</i>		
LR-multinomial	0.454	0.807
LR-decreasing	0.250	0.566
LR-generalized Benford	0.042	0.038
LR-Rodriguez	0.089	0.125
W_d^2 Imhof	0.063	0.077
W_d^2 chi-square approx.	0.059	0.072
U_d^2 Imhof	0.140	0.279
U_d^2 chi-square approx.	0.138	0.276
A_d^2 Imhof	0.063	0.070
A_d^2 chi-square approx.	0.060	0.068
Pearson's χ^2	0.537	0.887

Proportion of simulated data sets rejecting the null hypothesis when simulated data are from Contaminated Additive Benford distribution for digit 30 with $\alpha = 0.02$, $N = 1000$ replications

Test	n = 1000	n = 2000
<i>Contaminated (additive) Benford Distribution for digit 30 ($\alpha = 0.02$)</i>		
LR-multinomial	0.466	0.821
LR-decreasing	0.245	0.559
LR-generalized Benford	0.045	0.038
LR-Rodriguez	0.096	0.140
W_d^2 Imhof	0.067	0.070
W_d^2 chi-square approx.	0.063	0.070
U_d^2 Imhof	0.143	0.275
U_d^2 chi-square approx.	0.140	0.270
A_d^2 Imhof	0.060	0.074
A_d^2 chi-square approx.	0.059	0.071
Pearson's χ^2	0.564	0.896

Proportion of simulated data sets rejecting the null hypothesis when simulated data are from Contaminated Additive Benford distribution for digit 31 with $\alpha = 0.02$, $N = 1000$ replications

Test	n = 1000	n = 2000
<i>Contaminated (additive) Benford Distribution for digit 31 ($\alpha = 0.02$)</i>		
LR-multinomial	0.492	0.841
LR-decreasing	0.251	0.558
LR-generalized Benford	0.056	0.041
LR-Rodriguez	0.098	0.138
W_d^2 Imhof	0.065	0.081
W_d^2 chi-square approx.	0.064	0.078
U_d^2 Imhof	0.146	0.292
U_d^2 chi-square approx.	0.143	0.287
A_d^2 Imhof	0.067	0.092
A_d^2 chi-square approx.	0.064	0.088
Pearson's χ^2	0.580	0.914

Proportion of simulated data sets rejecting the null hypothesis when simulated data are from Contaminated Additive Benford distribution for digit 32 with $\alpha = 0.02$, $N = 1000$ replications

Test	n = 1000	n = 2000
<i>Contaminated (additive) Benford Distribution for digit 32 ($\alpha = 0.02$)</i>		
LR-multinomial	0.504	0.849
LR-decreasing	0.250	0.558
LR-generalized Benford	0.057	0.042
LR-Rodriguez	0.102	0.146
W_d^2 Imhof	0.063	0.087
W_d^2 chi-square approx.	0.061	0.079
U_d^2 Imhof	0.146	0.292
U_d^2 chi-square approx.	0.146	0.286
A_d^2 Imhof	0.067	0.090
A_d^2 chi-square approx.	0.064	0.083
Pearson's χ^2	0.596	0.921

Proportion of simulated data sets rejecting the null hypothesis when simulated data are from Contaminated Additive Benford distribution for digit 33 with $\alpha = 0.02$, $N = 1000$ replications

Test	n = 1000	n = 2000
<i>Contaminated (additive) Benford Distribution for digit 33 ($\alpha = 0.02$)</i>		
LR-multinomial	0.521	0.854
LR-decreasing	0.241	0.568
LR-generalized Benford	0.058	0.046
LR-Rodriguez	0.102	0.157
W_d^2 Imhof	0.063	0.084
W_d^2 chi-square approx.	0.063	0.081
U_d^2 Imhof	0.151	0.288
U_d^2 chi-square approx.	0.150	0.284
A_d^2 Imhof	0.067	0.089
A_d^2 chi-square approx.	0.064	0.084
Pearson's χ^2	0.599	0.926

Proportion of simulated data sets rejecting the null hypothesis when simulated data are from Contaminated Additive Benford distribution for digit 34 with $\alpha = 0.02$, $N = 1000$ replications

Test	n = 1000	n = 2000
<i>Contaminated (additive) Benford Distribution for digit 34 ($\alpha = 0.02$)</i>		
LR-multinomial	0.525	0.861
LR-decreasing	0.256	0.565
LR-generalized Benford	0.056	0.045
LR-Rodriguez	0.106	0.165
W_d^2 Imhof	0.069	0.087
W_d^2 chi-square approx.	0.066	0.083
U_d^2 Imhof	0.153	0.290
U_d^2 chi-square approx.	0.149	0.287
A_d^2 Imhof	0.067	0.089
A_d^2 chi-square approx.	0.063	0.085
Pearson's χ^2	0.618	0.936

Proportion of simulated data sets rejecting the null hypothesis when simulated data are from Contaminated Additive Benford distribution for digit 35 with $\alpha = 0.02$, $N = 1000$ replications

Test	n = 1000	n = 2000
<i>Contaminated (additive) Benford Distribution for digit 35 ($\alpha = 0.02$)</i>		
LR-multinomial	0.533	0.862
LR-decreasing	0.253	0.556
LR-generalized Benford	0.057	0.049
LR-Rodriguez	0.107	0.174
W_d^2 Imhof	0.072	0.087
W_d^2 chi-square approx.	0.069	0.083
U_d^2 Imhof	0.145	0.289
U_d^2 chi-square approx.	0.144	0.287
A_d^2 Imhof	0.068	0.093
A_d^2 chi-square approx.	0.063	0.088
Pearson's χ^2	0.631	0.948

Proportion of simulated data sets rejecting the null hypothesis when simulated data are from Contaminated Additive Benford distribution for digit 36 with $\alpha = 0.02$, $N = 1000$ replications

Test	n = 1000	n = 2000
<i>Contaminated (additive) Benford Distribution for digit 36 ($\alpha = 0.02$)</i>		
LR-multinomial	0.547	0.877
LR-decreasing	0.259	0.557
LR-generalized Benford	0.056	0.051
LR-Rodriguez	0.112	0.178
W_d^2 Imhof	0.072	0.086
W_d^2 chi-square approx.	0.069	0.086
U_d^2 Imhof	0.144	0.293
U_d^2 chi-square approx.	0.143	0.290
A_d^2 Imhof	0.066	0.095
A_d^2 chi-square approx.	0.064	0.088
Pearson's χ^2	0.643	0.949

Proportion of simulated data sets rejecting the null hypothesis when simulated data are from Contaminated Additive Benford distribution for digit 37 with $\alpha = 0.02$, $N = 1000$ replications

Test	n = 1000	n = 2000
<i>Contaminated (additive) Benford Distribution for digit 37 ($\alpha = 0.02$)</i>		
LR-multinomial	0.564	0.884
LR-decreasing	0.259	0.568
LR-generalized Benford	0.052	0.049
LR-Rodriguez	0.113	0.185
W_d^2 Imhof	0.069	0.091
W_d^2 chi-square approx.	0.067	0.090
U_d^2 Imhof	0.148	0.286
U_d^2 chi-square approx.	0.147	0.286
A_d^2 Imhof	0.068	0.094
A_d^2 chi-square approx.	0.065	0.089
Pearson's χ^2	0.661	0.954

Proportion of simulated data sets rejecting the null hypothesis when simulated data are from Contaminated Additive Benford distribution for digit 38 with $\alpha = 0.02$, $N = 1000$ replications

Test	n = 1000	n = 2000
<i>Contaminated (additive) Benford Distribution for digit 38 ($\alpha = 0.02$)</i>		
LR-multinomial	0.539	0.894
LR-decreasing	0.233	0.559
LR-generalized Benford	0.052	0.051
LR-Rodriguez	0.111	0.167
W_d^2 Imhof	0.065	0.085
W_d^2 chi-square approx.	0.063	0.081
U_d^2 Imhof	0.130	0.254
U_d^2 chi-square approx.	0.128	0.253
A_d^2 Imhof	0.063	0.089
A_d^2 chi-square approx.	0.058	0.085
Pearson's χ^2	0.669	0.955

Proportion of simulated data sets rejecting the null hypothesis when simulated data are from Contaminated Additive Benford distribution for digit 39 with $\alpha = 0.02$, $N = 1000$ replications

Test	n = 1000	n = 2000
<i>Contaminated (additive) Benford Distribution for digit 39 ($\alpha = 0.02$)</i>		
LR-multinomial	0.547	0.906
LR-decreasing	0.236	0.552
LR-generalized Benford	0.055	0.051
LR-Rodriguez	0.109	0.165
W_d^2 Imhof	0.070	0.089
W_d^2 chi-square approx.	0.067	0.085
U_d^2 Imhof	0.133	0.258
U_d^2 chi-square approx.	0.129	0.253
A_d^2 Imhof	0.065	0.095
A_d^2 chi-square approx.	0.060	0.087
Pearson's χ^2	0.676	0.960

Proportion of simulated data sets rejecting the null hypothesis when simulated data are from Contaminated Additive Benford distribution for digit 40 with $\alpha = 0.02$, $N = 1000$ replications

Test	n = 1000	n = 2000
<i>Contaminated (additive) Benford Distribution for digit 40 ($\alpha = 0.02$)</i>		
LR-multinomial	0.562	0.908
LR-decreasing	0.228	0.559
LR-generalized Benford	0.056	0.057
LR-Rodriguez	0.105	0.172
W_d^2 Imhof	0.073	0.096
W_d^2 chi-square approx.	0.069	0.092
U_d^2 Imhof	0.131	0.257
U_d^2 chi-square approx.	0.130	0.255
A_d^2 Imhof	0.068	0.097
A_d^2 chi-square approx.	0.062	0.090
Pearson's χ^2	0.687	0.963

Proportion of simulated data sets rejecting the null hypothesis when simulated data are from Contaminated Additive Benford distribution for digit 41 with $\alpha = 0.02$, $N = 1000$ replications

Test	n = 1000	n = 2000
<i>Contaminated (additive) Benford Distribution for digit 41 ($\alpha = 0.02$)</i>		
LR-multinomial	0.566	0.912
LR-decreasing	0.244	0.556
LR-generalized Benford	0.057	0.060
LR-Rodriguez	0.109	0.171
W_d^2 Imhof	0.075	0.100
W_d^2 chi-square approx.	0.071	0.095
U_d^2 Imhof	0.136	0.258
U_d^2 chi-square approx.	0.133	0.255
A_d^2 Imhof	0.069	0.099
A_d^2 chi-square approx.	0.066	0.095
Pearson's χ^2	0.707	0.964

Proportion of simulated data sets rejecting the null hypothesis when simulated data are from Contaminated Additive Benford distribution for digit 42 with $\alpha = 0.02$, $N = 1000$ replications

Test	n = 1000	n = 2000
<i>Contaminated (additive) Benford Distribution for digit 42 ($\alpha = 0.02$)</i>		
LR-multinomial	0.581	0.918
LR-decreasing	0.244	0.565
LR-generalized Benford	0.059	0.064
LR-Rodriguez	0.109	0.175
W_d^2 Imhof	0.076	0.101
W_d^2 chi-square approx.	0.073	0.097
U_d^2 Imhof	0.133	0.254
U_d^2 chi-square approx.	0.132	0.253
A_d^2 Imhof	0.073	0.102
A_d^2 chi-square approx.	0.066	0.097
Pearson's χ^2	0.726	0.967

Proportion of simulated data sets rejecting the null hypothesis when simulated data are from Contaminated Additive Benford distribution for digit 43 with $\alpha = 0.02$, $N = 1000$ replications

Test	n = 1000	n = 2000
<i>Contaminated (additive) Benford Distribution for digit 43 ($\alpha = 0.02$)</i>		
LR-multinomial	0.588	0.920
LR-decreasing	0.247	0.578
LR-generalized Benford	0.056	0.068
LR-Rodriguez	0.109	0.170
W_d^2 Imhof	0.080	0.106
W_d^2 chi-square approx.	0.076	0.104
U_d^2 Imhof	0.137	0.258
U_d^2 chi-square approx.	0.137	0.257
A_d^2 Imhof	0.072	0.105
A_d^2 chi-square approx.	0.071	0.099
Pearson's χ^2	0.727	0.973

Proportion of simulated data sets rejecting the null hypothesis when simulated data are from Contaminated Additive Benford distribution for digit 44 with $\alpha = 0.02$, $N = 1000$ replications

Test	n = 1000	n = 2000
<i>Contaminated (additive) Benford Distribution for digit 44 ($\alpha = 0.02$)</i>		
LR-multinomial	0.597	0.931
LR-decreasing	0.250	0.583
LR-generalized Benford	0.057	0.075
LR-Rodriguez	0.110	0.169
W_d^2 Imhof	0.084	0.117
W_d^2 chi-square approx.	0.076	0.113
U_d^2 Imhof	0.142	0.261
U_d^2 chi-square approx.	0.139	0.260
A_d^2 Imhof	0.072	0.107
A_d^2 chi-square approx.	0.068	0.104
Pearson's χ^2	0.733	0.976

Proportion of simulated data sets rejecting the null hypothesis when simulated data are from Contaminated Additive Benford distribution for digit 45 with $\alpha = 0.02$, $N = 1000$ replications

Test	n = 1000	n = 2000
<i>Contaminated (additive) Benford Distribution for digit 45 ($\alpha = 0.02$)</i>		
LR-multinomial	0.597	0.938
LR-decreasing	0.262	0.590
LR-generalized Benford	0.061	0.078
LR-Rodriguez	0.113	0.160
W_d^2 Imhof	0.085	0.121
W_d^2 chi-square approx.	0.083	0.119
U_d^2 Imhof	0.142	0.270
U_d^2 chi-square approx.	0.138	0.267
A_d^2 Imhof	0.076	0.113
A_d^2 chi-square approx.	0.074	0.107
Pearson's χ^2	0.742	0.975

Proportion of simulated data sets rejecting the null hypothesis when simulated data are from Contaminated Additive Benford distribution for digit 46 with $\alpha = 0.02$, $N = 1000$ replications

Test	n = 1000	n = 2000
<i>Contaminated (additive) Benford Distribution for digit 46 ($\alpha = 0.02$)</i>		
LR-multinomial	0.626	0.942
LR-decreasing	0.267	0.579
LR-generalized Benford	0.069	0.080
LR-Rodriguez	0.114	0.192
W_d^2 Imhof	0.097	0.130
W_d^2 chi-square approx.	0.095	0.126
U_d^2 Imhof	0.163	0.282
U_d^2 chi-square approx.	0.163	0.280
A_d^2 Imhof	0.087	0.105
A_d^2 chi-square approx.	0.080	0.100
Pearson's χ^2	0.771	0.982

Proportion of simulated data sets rejecting the null hypothesis when simulated data are from Contaminated Additive Benford distribution for digit 47 with $\alpha = 0.02$, $N = 1000$ replications

Test	n = 1000	n = 2000
<i>Contaminated (additive) Benford Distribution for digit 47 ($\alpha = 0.02$)</i>		
LR-multinomial	0.631	0.946
LR-decreasing	0.271	0.579
LR-generalized Benford	0.071	0.084
LR-Rodriguez	0.114	0.187
W_d^2 Imhof	0.098	0.136
W_d^2 chi-square approx.	0.097	0.131
U_d^2 Imhof	0.163	0.280
U_d^2 chi-square approx.	0.162	0.276
A_d^2 Imhof	0.091	0.107
A_d^2 chi-square approx.	0.084	0.104
Pearson's χ^2	0.778	0.987

Proportion of simulated data sets rejecting the null hypothesis when simulated data are from Contaminated Additive Benford distribution for digit 48 with $\alpha = 0.02$, $N = 1000$ replications

Test	n = 1000	n = 2000
<i>Contaminated (additive) Benford Distribution for digit 48 ($\alpha = 0.02$)</i>		
LR-multinomial	0.631	0.949
LR-decreasing	0.262	0.578
LR-generalized Benford	0.072	0.089
LR-Rodriguez	0.110	0.181
W_d^2 Imhof	0.098	0.139
W_d^2 chi-square approx.	0.096	0.134
U_d^2 Imhof	0.164	0.278
U_d^2 chi-square approx.	0.162	0.277
A_d^2 Imhof	0.094	0.113
A_d^2 chi-square approx.	0.090	0.108
Pearson's χ^2	0.788	0.986

Proportion of simulated data sets rejecting the null hypothesis when simulated data are from Contaminated Additive Benford distribution for digit 49 with $\alpha = 0.02$, $N = 1000$ replications

Test	n = 1000	n = 2000
<i>Contaminated (additive) Benford Distribution for digit 49 ($\alpha = 0.02$)</i>		
LR-multinomial	0.645	0.949
LR-decreasing	0.266	0.591
LR-generalized Benford	0.072	0.095
LR-Rodriguez	0.107	0.177
W_d^2 Imhof	0.102	0.146
W_d^2 chi-square approx.	0.098	0.141
U_d^2 Imhof	0.162	0.272
U_d^2 chi-square approx.	0.159	0.270
A_d^2 Imhof	0.093	0.121
A_d^2 chi-square approx.	0.091	0.112
Pearson's χ^2	0.795	0.987

Proportion of simulated data sets rejecting the null hypothesis when simulated data are from Contaminated Additive Benford distribution for digit 50 with $\alpha = 0.02$, $N = 1000$ replications

Test	n = 1000	n = 2000
<i>Contaminated (additive) Benford Distribution for digit 50 ($\alpha = 0.02$)</i>		
LR-multinomial	0.655	0.957
LR-decreasing	0.261	0.599
LR-generalized Benford	0.074	0.097
LR-Rodriguez	0.105	0.172
W_d^2 Imhof	0.105	0.151
W_d^2 chi-square approx.	0.101	0.148
U_d^2 Imhof	0.164	0.275
U_d^2 chi-square approx.	0.160	0.272
A_d^2 Imhof	0.099	0.124
A_d^2 chi-square approx.	0.098	0.119
Pearson's χ^2	0.801	0.990

Proportion of simulated data sets rejecting the null hypothesis when simulated data are from Contaminated Additive Benford distribution for digit 51 with $\alpha = 0.02$, $N = 1000$ replications

Test	n = 1000	n = 2000
<i>Contaminated (additive) Benford Distribution for digit 51 ($\alpha = 0.02$)</i>		
LR-multinomial	0.667	0.961
LR-decreasing	0.258	0.595
LR-generalized Benford	0.081	0.104
LR-Rodriguez	0.101	0.157
W_d^2 Imhof	0.109	0.154
W_d^2 chi-square approx.	0.104	0.150
U_d^2 Imhof	0.162	0.284
U_d^2 chi-square approx.	0.160	0.283
A_d^2 Imhof	0.101	0.129
A_d^2 chi-square approx.	0.096	0.123
Pearson's χ^2	0.815	0.993

Proportion of simulated data sets rejecting the null hypothesis when simulated data are from Contaminated Additive Benford distribution for digit 52 with $\alpha = 0.02$, $N = 1000$ replications

Test	n = 1000	n = 2000
<i>Contaminated (additive) Benford Distribution for digit 52 ($\alpha = 0.02$)</i>		
LR-multinomial	0.670	0.966
LR-decreasing	0.267	0.590
LR-generalized Benford	0.085	0.108
LR-Rodriguez	0.096	0.151
W_d^2 Imhof	0.108	0.159
W_d^2 chi-square approx.	0.106	0.155
U_d^2 Imhof	0.162	0.282
U_d^2 chi-square approx.	0.161	0.280
A_d^2 Imhof	0.101	0.146
A_d^2 chi-square approx.	0.100	0.135
Pearson's χ^2	0.821	0.991

Proportion of simulated data sets rejecting the null hypothesis when simulated data are from Contaminated Additive Benford distribution for digit 53 with $\alpha = 0.02$, $N = 1000$ replications

Test	n = 1000	n = 2000
<i>Contaminated (additive) Benford Distribution for digit 53 ($\alpha = 0.02$)</i>		
LR-multinomial	0.681	0.968
LR-decreasing	0.265	0.580
LR-generalized Benford	0.083	0.109
LR-Rodriguez	0.091	0.145
W_d^2 Imhof	0.114	0.169
W_d^2 chi-square approx.	0.109	0.163
U_d^2 Imhof	0.159	0.281
U_d^2 chi-square approx.	0.159	0.279
A_d^2 Imhof	0.106	0.153
A_d^2 chi-square approx.	0.100	0.143
Pearson's χ^2	0.835	0.991

Proportion of simulated data sets rejecting the null hypothesis when simulated data are from Contaminated Additive Benford distribution for digit 54 with $\alpha = 0.02$, $N = 1000$ replications

Test	n = 1000	n = 2000
<i>Contaminated (additive) Benford Distribution for digit 54 ($\alpha = 0.02$)</i>		
LR-multinomial	0.680	0.969
LR-decreasing	0.263	0.587
LR-generalized Benford	0.087	0.116
LR-Rodriguez	0.091	0.139
W_d^2 Imhof	0.120	0.172
W_d^2 chi-square approx.	0.116	0.164
U_d^2 Imhof	0.156	0.277
U_d^2 chi-square approx.	0.154	0.275
A_d^2 Imhof	0.103	0.157
A_d^2 chi-square approx.	0.102	0.154
Pearson's χ^2	0.838	0.995

Proportion of simulated data sets rejecting the null hypothesis when simulated data are from Contaminated Additive Benford distribution for digit 55 with $\alpha = 0.02$, $N = 1000$ replications

Test	n = 1000	n = 2000
<i>Contaminated (additive) Benford Distribution for digit 55 ($\alpha = 0.02$)</i>		
LR-multinomial	0.683	0.969
LR-decreasing	0.267	0.579
LR-generalized Benford	0.087	0.120
LR-Rodriguez	0.088	0.133
W_d^2 Imhof	0.119	0.175
W_d^2 chi-square approx.	0.116	0.170
U_d^2 Imhof	0.159	0.273
U_d^2 chi-square approx.	0.156	0.268
A_d^2 Imhof	0.106	0.163
A_d^2 chi-square approx.	0.102	0.154
Pearson's χ^2	0.836	0.995

Proportion of simulated data sets rejecting the null hypothesis when simulated data are from Contaminated Additive Benford distribution for digit 56 with $\alpha = 0.02$, $N = 1000$ replications

Test	n = 1000	n = 2000
<i>Contaminated (additive) Benford Distribution for digit 56 ($\alpha = 0.02$)</i>		
LR-multinomial	0.687	0.970
LR-decreasing	0.267	0.570
LR-generalized Benford	0.092	0.124
LR-Rodriguez	0.085	0.121
W_d^2 Imhof	0.124	0.183
W_d^2 chi-square approx.	0.120	0.178
U_d^2 Imhof	0.162	0.276
U_d^2 chi-square approx.	0.159	0.272
A_d^2 Imhof	0.110	0.168
A_d^2 chi-square approx.	0.105	0.161
Pearson's χ^2	0.840	0.994

Proportion of simulated data sets rejecting the null hypothesis when simulated data are from Contaminated Additive Benford distribution for digit 57 with $\alpha = 0.02$, $N = 1000$ replications

Test	n = 1000	n = 2000
<i>Contaminated (additive) Benford Distribution for digit 57 ($\alpha = 0.02$)</i>		
LR-multinomial	0.693	0.971
LR-decreasing	0.263	0.573
LR-generalized Benford	0.096	0.131
LR-Rodriguez	0.083	0.116
W_d^2 Imhof	0.130	0.185
W_d^2 chi-square approx.	0.122	0.185
U_d^2 Imhof	0.157	0.273
U_d^2 chi-square approx.	0.156	0.271
A_d^2 Imhof	0.111	0.175
A_d^2 chi-square approx.	0.105	0.169
Pearson's χ^2	0.846	0.995

Proportion of simulated data sets rejecting the null hypothesis when simulated data are from Contaminated Additive Benford distribution for digit 58 with $\alpha = 0.02$, $N = 1000$ replications

Test	n = 1000	n = 2000
<i>Contaminated (additive) Benford Distribution for digit 58 ($\alpha = 0.02$)</i>		
LR-multinomial	0.684	0.974
LR-decreasing	0.252	0.594
LR-generalized Benford	0.091	0.127
LR-Rodriguez	0.089	0.104
W_d^2 Imhof	0.111	0.168
W_d^2 chi-square approx.	0.110	0.164
U_d^2 Imhof	0.150	0.255
U_d^2 chi-square approx.	0.148	0.251
A_d^2 Imhof	0.100	0.153
A_d^2 chi-square approx.	0.098	0.149
Pearson's χ^2	0.852	0.997

Proportion of simulated data sets rejecting the null hypothesis when simulated data are from Contaminated Additive Benford distribution for digit 59 with $\alpha = 0.02$, $N = 1000$ replications

Test	n = 1000	n = 2000
<i>Contaminated (additive) Benford Distribution for digit 59 ($\alpha = 0.02$)</i>		
LR-multinomial	0.692	0.978
LR-decreasing	0.250	0.569
LR-generalized Benford	0.091	0.128
LR-Rodriguez	0.089	0.097
W_d^2 Imhof	0.115	0.172
W_d^2 chi-square approx.	0.112	0.170
U_d^2 Imhof	0.150	0.257
U_d^2 chi-square approx.	0.148	0.253
A_d^2 Imhof	0.105	0.156
A_d^2 chi-square approx.	0.100	0.149
Pearson's χ^2	0.864	0.996

Proportion of simulated data sets rejecting the null hypothesis when simulated data are from Contaminated Additive Benford distribution for digit 60 with $\alpha = 0.02$, $N = 1000$ replications

Test	n = 1000	n = 2000
<i>Contaminated (additive) Benford Distribution for digit 60 ($\alpha = 0.02$)</i>		
LR-multinomial	0.702	0.977
LR-decreasing	0.257	0.574
LR-generalized Benford	0.092	0.129
LR-Rodriguez	0.083	0.092
W_d^2 Imhof	0.118	0.179
W_d^2 chi-square approx.	0.112	0.175
U_d^2 Imhof	0.150	0.253
U_d^2 chi-square approx.	0.150	0.248
A_d^2 Imhof	0.106	0.158
A_d^2 chi-square approx.	0.101	0.153
Pearson's χ^2	0.868	0.994

Proportion of simulated data sets rejecting the null hypothesis when simulated data are from Contaminated Additive Benford distribution for digit 61 with $\alpha = 0.02$, $N = 1000$ replications

Test	n = 1000	n = 2000
<i>Contaminated (additive) Benford Distribution for digit 61 ($\alpha = 0.02$)</i>		
LR-multinomial	0.713	0.982
LR-decreasing	0.244	0.581
LR-generalized Benford	0.094	0.137
LR-Rodriguez	0.078	0.086
W_d^2 Imhof	0.118	0.183
W_d^2 chi-square approx.	0.117	0.179
U_d^2 Imhof	0.150	0.254
U_d^2 chi-square approx.	0.148	0.252
A_d^2 Imhof	0.108	0.169
A_d^2 chi-square approx.	0.101	0.158
Pearson's χ^2	0.874	0.996

Proportion of simulated data sets rejecting the null hypothesis when simulated data are from Contaminated Additive Benford distribution for digit 62 with $\alpha = 0.02$, $N = 1000$ replications

Test	n = 1000	n = 2000
<i>Contaminated (additive) Benford Distribution for digit 62 ($\alpha = 0.02$)</i>		
LR-multinomial	0.727	0.979
LR-decreasing	0.244	0.583
LR-generalized Benford	0.098	0.146
LR-Rodriguez	0.077	0.081
W_d^2 Imhof	0.124	0.184
W_d^2 chi-square approx.	0.121	0.182
U_d^2 Imhof	0.146	0.255
U_d^2 chi-square approx.	0.145	0.252
A_d^2 Imhof	0.114	0.172
A_d^2 chi-square approx.	0.107	0.166
Pearson's χ^2	0.882	0.995

Proportion of simulated data sets rejecting the null hypothesis when simulated data are from Contaminated Additive Benford distribution for digit 63 with $\alpha = 0.02$, $N = 1000$ replications

Test	n = 1000	n = 2000
<i>Contaminated (additive) Benford Distribution for digit 63 ($\alpha = 0.02$)</i>		
LR-multinomial	0.724	0.981
LR-decreasing	0.232	0.584
LR-generalized Benford	0.104	0.148
LR-Rodriguez	0.078	0.079
W_d^2 Imhof	0.124	0.193
W_d^2 chi-square approx.	0.121	0.189
U_d^2 Imhof	0.144	0.262
U_d^2 chi-square approx.	0.143	0.258
A_d^2 Imhof	0.116	0.181
A_d^2 chi-square approx.	0.110	0.177
Pearson's χ^2	0.889	0.996

Proportion of simulated data sets rejecting the null hypothesis when simulated data are from Contaminated Additive Benford distribution for digit 64 with $\alpha = 0.02$, $N = 1000$ replications

Test	n = 1000	n = 2000
<i>Contaminated (additive) Benford Distribution for digit 64 ($\alpha = 0.02$)</i>		
LR-multinomial	0.739	0.984
LR-decreasing	0.228	0.583
LR-generalized Benford	0.107	0.149
LR-Rodriguez	0.074	0.078
W_d^2 Imhof	0.123	0.194
W_d^2 chi-square approx.	0.122	0.190
U_d^2 Imhof	0.139	0.259
U_d^2 chi-square approx.	0.139	0.258
A_d^2 Imhof	0.117	0.185
A_d^2 chi-square approx.	0.114	0.181
Pearson's χ^2	0.887	0.996

Proportion of simulated data sets rejecting the null hypothesis when simulated data are from Contaminated Additive Benford distribution for digit 65 with $\alpha = 0.02$, $N = 1000$ replications

Test	n = 1000	n = 2000
<i>Contaminated (additive) Benford Distribution for digit 65 ($\alpha = 0.02$)</i>		
LR-multinomial	0.749	0.982
LR-decreasing	0.230	0.576
LR-generalized Benford	0.111	0.152
LR-Rodriguez	0.073	0.073
W_d^2 Imhof	0.125	0.200
W_d^2 chi-square approx.	0.123	0.196
U_d^2 Imhof	0.144	0.264
U_d^2 chi-square approx.	0.143	0.262
A_d^2 Imhof	0.124	0.196
A_d^2 chi-square approx.	0.116	0.185
Pearson's χ^2	0.893	0.996

Proportion of simulated data sets rejecting the null hypothesis when simulated data are from Contaminated Additive Benford distribution for digit 66 with $\alpha = 0.02$, $N = 1000$ replications

Test	n = 1000	n = 2000
<i>Contaminated (additive) Benford Distribution for digit 66 ($\alpha = 0.02$)</i>		
LR-multinomial	0.750	0.984
LR-decreasing	0.233	0.597
LR-generalized Benford	0.115	0.157
LR-Rodriguez	0.072	0.071
W_d^2 Imhof	0.128	0.208
W_d^2 chi-square approx.	0.122	0.204
U_d^2 Imhof	0.143	0.264
U_d^2 chi-square approx.	0.141	0.263
A_d^2 Imhof	0.124	0.200
A_d^2 chi-square approx.	0.121	0.194
Pearson's χ^2	0.892	0.998

Proportion of simulated data sets rejecting the null hypothesis when simulated data are from Contaminated Additive Benford distribution for digit 67 with $\alpha = 0.02$, $N = 1000$ replications

Test	n = 1000	n = 2000
<i>Contaminated (additive) Benford Distribution for digit 67 ($\alpha = 0.02$)</i>		
LR-multinomial	0.754	0.981
LR-decreasing	0.226	0.604
LR-generalized Benford	0.119	0.166
LR-Rodriguez	0.068	0.072
W_d^2 Imhof	0.129	0.211
W_d^2 chi-square approx.	0.127	0.210
U_d^2 Imhof	0.142	0.264
U_d^2 chi-square approx.	0.140	0.261
A_d^2 Imhof	0.128	0.204
A_d^2 chi-square approx.	0.122	0.198
Pearson's χ^2	0.903	0.997

Proportion of simulated data sets rejecting the null hypothesis when simulated data are from Contaminated Additive Benford distribution for digit 68 with $\alpha = 0.02$, $N = 1000$ replications

Test	n = 1000	n = 2000
<i>Contaminated (additive) Benford Distribution for digit 68 ($\alpha = 0.02$)</i>		
LR-multinomial	0.760	0.987
LR-decreasing	0.235	0.598
LR-generalized Benford	0.118	0.172
LR-Rodriguez	0.066	0.070
W_d^2 Imhof	0.131	0.215
W_d^2 chi-square approx.	0.129	0.213
U_d^2 Imhof	0.139	0.269
U_d^2 chi-square approx.	0.137	0.266
A_d^2 Imhof	0.134	0.211
A_d^2 chi-square approx.	0.126	0.206
Pearson's χ^2	0.907	0.997

Proportion of simulated data sets rejecting the null hypothesis when simulated data are from Contaminated Additive Benford distribution for digit 69 with $\alpha = 0.02$, $N = 1000$ replications

Test	n = 1000	n = 2000
<i>Contaminated (additive) Benford Distribution for digit 69 ($\alpha = 0.02$)</i>		
LR-multinomial	0.768	0.990
LR-decreasing	0.223	0.595
LR-generalized Benford	0.126	0.175
LR-Rodriguez	0.060	0.075
W_d^2 Imhof	0.137	0.219
W_d^2 chi-square approx.	0.132	0.213
U_d^2 Imhof	0.140	0.269
U_d^2 chi-square approx.	0.137	0.263
A_d^2 Imhof	0.135	0.223
A_d^2 chi-square approx.	0.132	0.212
Pearson's χ^2	0.913	0.999

Proportion of simulated data sets rejecting the null hypothesis when simulated data are from Contaminated Additive Benford distribution for digit 70 with $\alpha = 0.02$, $N = 1000$ replications

Test	n = 1000	n = 2000
<i>Contaminated (additive) Benford Distribution for digit 70 ($\alpha = 0.02$)</i>		
LR-multinomial	0.768	0.989
LR-decreasing	0.220	0.582
LR-generalized Benford	0.128	0.184
LR-Rodriguez	0.056	0.072
W_d^2 Imhof	0.138	0.225
W_d^2 chi-square approx.	0.135	0.222
U_d^2 Imhof	0.137	0.272
U_d^2 chi-square approx.	0.135	0.271
A_d^2 Imhof	0.139	0.226
A_d^2 chi-square approx.	0.134	0.220
Pearson's χ^2	0.911	0.999

Proportion of simulated data sets rejecting the null hypothesis when simulated data are from Contaminated Additive Benford distribution for digit 71 with $\alpha = 0.02$, $N = 1000$ replications

Test	n = 1000	n = 2000
<i>Contaminated (additive) Benford Distribution for digit 71 ($\alpha = 0.02$)</i>		
LR-multinomial	0.765	0.989
LR-decreasing	0.232	0.577
LR-generalized Benford	0.131	0.190
LR-Rodriguez	0.057	0.074
W_d^2 Imhof	0.141	0.235
W_d^2 chi-square approx.	0.138	0.229
U_d^2 Imhof	0.140	0.268
U_d^2 chi-square approx.	0.139	0.265
A_d^2 Imhof	0.140	0.236
A_d^2 chi-square approx.	0.139	0.231
Pearson's χ^2	0.916	0.999

Proportion of simulated data sets rejecting the null hypothesis when simulated data are from Contaminated Additive Benford distribution for digit 72 with $\alpha = 0.02$, $N = 1000$ replications

Test	n = 1000	n = 2000
<i>Contaminated (additive) Benford Distribution for digit 72 ($\alpha = 0.02$)</i>		
LR-multinomial	0.773	0.990
LR-decreasing	0.225	0.574
LR-generalized Benford	0.137	0.196
LR-Rodriguez	0.058	0.074
W_d^2 Imhof	0.143	0.239
W_d^2 chi-square approx.	0.139	0.238
U_d^2 Imhof	0.139	0.269
U_d^2 chi-square approx.	0.139	0.268
A_d^2 Imhof	0.146	0.239
A_d^2 chi-square approx.	0.140	0.235
Pearson's χ^2	0.921	1.000

Proportion of simulated data sets rejecting the null hypothesis when simulated data are from Contaminated Additive Benford distribution for digit 73 with $\alpha = 0.02$, $N = 1000$ replications

Test	n = 1000	n = 2000
<i>Contaminated (additive) Benford Distribution for digit 73 ($\alpha = 0.02$)</i>		
LR-multinomial	0.778	0.988
LR-decreasing	0.223	0.575
LR-generalized Benford	0.141	0.203
LR-Rodriguez	0.057	0.073
W_d^2 Imhof	0.145	0.243
W_d^2 chi-square approx.	0.143	0.237
U_d^2 Imhof	0.139	0.271
U_d^2 chi-square approx.	0.135	0.266
A_d^2 Imhof	0.156	0.249
A_d^2 chi-square approx.	0.147	0.241
Pearson's χ^2	0.919	1.000

Proportion of simulated data sets rejecting the null hypothesis when simulated data are from Contaminated Additive Benford distribution for digit 74 with $\alpha = 0.02$, $N = 1000$ replications

Test	n = 1000	n = 2000
<i>Contaminated (additive) Benford Distribution for digit 74 ($\alpha = 0.02$)</i>		
LR-multinomial	0.781	0.992
LR-decreasing	0.226	0.572
LR-generalized Benford	0.148	0.209
LR-Rodriguez	0.066	0.076
W_d^2 Imhof	0.147	0.245
W_d^2 chi-square approx.	0.145	0.239
U_d^2 Imhof	0.137	0.268
U_d^2 chi-square approx.	0.137	0.264
A_d^2 Imhof	0.161	0.256
A_d^2 chi-square approx.	0.156	0.249
Pearson's χ^2	0.924	1.000

Proportion of simulated data sets rejecting the null hypothesis when simulated data are from Contaminated Additive Benford distribution for digit 75 with $\alpha = 0.02$, $N = 1000$ replications

Test	n = 1000	n = 2000
<i>Contaminated (additive) Benford Distribution for digit 75 ($\alpha = 0.02$)</i>		
LR-multinomial	0.800	0.986
LR-decreasing	0.253	0.589
LR-generalized Benford	0.149	0.221
LR-Rodriguez	0.069	0.082
W_d^2 Imhof	0.163	0.253
W_d^2 chi-square approx.	0.162	0.248
U_d^2 Imhof	0.150	0.268
U_d^2 chi-square approx.	0.149	0.263
A_d^2 Imhof	0.169	0.264
A_d^2 chi-square approx.	0.164	0.253
Pearson's χ^2	0.930	0.998

Proportion of simulated data sets rejecting the null hypothesis when simulated data are from Contaminated Additive Benford distribution for digit 76 with $\alpha = 0.02$, $N = 1000$ replications

Test	n = 1000	n = 2000
<i>Contaminated (additive) Benford Distribution for digit 76 ($\alpha = 0.02$)</i>		
LR-multinomial	0.799	0.988
LR-decreasing	0.259	0.587
LR-generalized Benford	0.152	0.228
LR-Rodriguez	0.073	0.089
W_d^2 Imhof	0.166	0.250
W_d^2 chi-square approx.	0.161	0.250
U_d^2 Imhof	0.148	0.268
U_d^2 chi-square approx.	0.148	0.267
A_d^2 Imhof	0.172	0.268
A_d^2 chi-square approx.	0.167	0.265
Pearson's χ^2	0.933	0.998

Proportion of simulated data sets rejecting the null hypothesis when simulated data are from Contaminated Additive Benford distribution for digit 77 with $\alpha = 0.02$, $N = 1000$ replications

Test	n = 1000	n = 2000
<i>Contaminated (additive) Benford Distribution for digit 77 ($\alpha = 0.02$)</i>		
LR-multinomial	0.807	0.988
LR-decreasing	0.261	0.584
LR-generalized Benford	0.157	0.229
LR-Rodriguez	0.071	0.096
W_d^2 Imhof	0.167	0.253
W_d^2 chi-square approx.	0.163	0.249
U_d^2 Imhof	0.146	0.274
U_d^2 chi-square approx.	0.144	0.272
A_d^2 Imhof	0.179	0.276
A_d^2 chi-square approx.	0.172	0.268
Pearson's χ^2	0.933	0.998

Proportion of simulated data sets rejecting the null hypothesis when simulated data are from Contaminated Additive Benford distribution for digit 78 with $\alpha = 0.02$, $N = 1000$ replications

Test	n = 1000	n = 2000
<i>Contaminated (additive) Benford Distribution for digit 78 ($\alpha = 0.02$)</i>		
LR-multinomial	0.812	0.991
LR-decreasing	0.266	0.587
LR-generalized Benford	0.161	0.233
LR-Rodriguez	0.075	0.104
W_d^2 Imhof	0.173	0.260
W_d^2 chi-square approx.	0.167	0.255
U_d^2 Imhof	0.141	0.274
U_d^2 chi-square approx.	0.141	0.273
A_d^2 Imhof	0.183	0.287
A_d^2 chi-square approx.	0.179	0.280
Pearson's χ^2	0.938	0.998

Proportion of simulated data sets rejecting the null hypothesis when simulated data are from Contaminated Additive Benford distribution for digit 79 with $\alpha = 0.02$, $N = 1000$ replications

Test	n = 1000	n = 2000
<i>Contaminated (additive) Benford Distribution for digit 79 ($\alpha = 0.02$)</i>		
LR-multinomial	0.809	0.990
LR-decreasing	0.264	0.583
LR-generalized Benford	0.164	0.240
LR-Rodriguez	0.081	0.111
W_d^2 Imhof	0.176	0.265
W_d^2 chi-square approx.	0.172	0.258
U_d^2 Imhof	0.144	0.276
U_d^2 chi-square approx.	0.144	0.272
A_d^2 Imhof	0.189	0.299
A_d^2 chi-square approx.	0.182	0.290
Pearson's χ^2	0.939	0.998

Proportion of simulated data sets rejecting the null hypothesis when simulated data are from Contaminated Additive Benford distribution for digit 80 with $\alpha = 0.02$, $N = 1000$ replications

Test	n = 1000	n = 2000
<i>Contaminated (additive) Benford Distribution for digit 80 ($\alpha = 0.02$)</i>		
LR-multinomial	0.813	0.992
LR-decreasing	0.258	0.575
LR-generalized Benford	0.170	0.246
LR-Rodriguez	0.082	0.122
W_d^2 Imhof	0.174	0.266
W_d^2 chi-square approx.	0.172	0.264
U_d^2 Imhof	0.142	0.278
U_d^2 chi-square approx.	0.141	0.274
A_d^2 Imhof	0.192	0.312
A_d^2 chi-square approx.	0.188	0.299
Pearson's χ^2	0.938	0.998

Proportion of simulated data sets rejecting the null hypothesis when simulated data are from Contaminated Additive Benford distribution for digit 81 with $\alpha = 0.02$, $N = 1000$ replications

Test	n = 1000	n = 2000
<i>Contaminated (additive) Benford Distribution for digit 81 ($\alpha = 0.02$)</i>		
LR-multinomial	0.812	0.990
LR-decreasing	0.257	0.570
LR-generalized Benford	0.171	0.246
LR-Rodriguez	0.089	0.128
W_d^2 Imhof	0.176	0.275
W_d^2 chi-square approx.	0.173	0.267
U_d^2 Imhof	0.141	0.274
U_d^2 chi-square approx.	0.141	0.270
A_d^2 Imhof	0.203	0.328
A_d^2 chi-square approx.	0.194	0.319
Pearson's χ^2	0.938	0.998

Proportion of simulated data sets rejecting the null hypothesis when simulated data are from Contaminated Additive Benford distribution for digit 82 with $\alpha = 0.02$, $N = 1000$ replications

Test	n = 1000	n = 2000
<i>Contaminated (additive) Benford Distribution for digit 82 ($\alpha = 0.02$)</i>		
LR-multinomial	0.815	0.991
LR-decreasing	0.261	0.567
LR-generalized Benford	0.172	0.252
LR-Rodriguez	0.100	0.144
W_d^2 Imhof	0.173	0.281
W_d^2 chi-square approx.	0.172	0.272
U_d^2 Imhof	0.142	0.273
U_d^2 chi-square approx.	0.139	0.271
A_d^2 Imhof	0.204	0.341
A_d^2 chi-square approx.	0.200	0.335
Pearson's χ^2	0.947	0.999

Proportion of simulated data sets rejecting the null hypothesis when simulated data are from Contaminated Additive Benford distribution for digit 83 with $\alpha = 0.02$, $N = 1000$ replications

Test	n = 1000	n = 2000
<i>Contaminated (additive) Benford Distribution for digit 83 ($\alpha = 0.02$)</i>		
LR-multinomial	0.819	0.991
LR-decreasing	0.266	0.570
LR-generalized Benford	0.174	0.256
LR-Rodriguez	0.102	0.165
W_d^2 Imhof	0.180	0.285
W_d^2 chi-square approx.	0.173	0.279
U_d^2 Imhof	0.142	0.275
U_d^2 chi-square approx.	0.140	0.269
A_d^2 Imhof	0.209	0.352
A_d^2 chi-square approx.	0.203	0.346
Pearson's χ^2	0.947	0.998

Proportion of simulated data sets rejecting the null hypothesis when simulated data are from Contaminated Additive Benford distribution for digit 84 with $\alpha = 0.02$, $N = 1000$ replications

Test	n = 1000	n = 2000
<i>Contaminated (additive) Benford Distribution for digit 84 ($\alpha = 0.02$)</i>		
LR-multinomial	0.827	0.991
LR-decreasing	0.265	0.575
LR-generalized Benford	0.176	0.259
LR-Rodriguez	0.112	0.181
W_d^2 Imhof	0.177	0.284
W_d^2 chi-square approx.	0.176	0.281
U_d^2 Imhof	0.145	0.279
U_d^2 chi-square approx.	0.142	0.276
A_d^2 Imhof	0.216	0.362
A_d^2 chi-square approx.	0.206	0.349
Pearson's χ^2	0.950	0.998

Proportion of simulated data sets rejecting the null hypothesis when simulated data are from Contaminated Additive Benford distribution for digit 85 with $\alpha = 0.02$, $N = 1000$ replications

Test	n = 1000	n = 2000
<i>Contaminated (additive) Benford Distribution for digit 85 ($\alpha = 0.02$)</i>		
LR-multinomial	0.822	0.992
LR-decreasing	0.262	0.579
LR-generalized Benford	0.180	0.267
LR-Rodriguez	0.122	0.191
W_d^2 Imhof	0.177	0.285
W_d^2 chi-square approx.	0.175	0.282
U_d^2 Imhof	0.143	0.282
U_d^2 chi-square approx.	0.143	0.280
A_d^2 Imhof	0.229	0.371
A_d^2 chi-square approx.	0.220	0.364
Pearson's χ^2	0.948	0.999

Proportion of simulated data sets rejecting the null hypothesis when simulated data are from Contaminated Additive Benford distribution for digit 86 with $\alpha = 0.02$, $N = 1000$ replications

Test	n = 1000	n = 2000
<i>Contaminated (additive) Benford Distribution for digit 86 ($\alpha = 0.02$)</i>		
LR-multinomial	0.824	0.993
LR-decreasing	0.261	0.572
LR-generalized Benford	0.178	0.272
LR-Rodriguez	0.131	0.211
W_d^2 Imhof	0.180	0.291
W_d^2 chi-square approx.	0.175	0.286
U_d^2 Imhof	0.147	0.280
U_d^2 chi-square approx.	0.142	0.279
A_d^2 Imhof	0.237	0.383
A_d^2 chi-square approx.	0.228	0.376
Pearson's χ^2	0.957	1.000

Proportion of simulated data sets rejecting the null hypothesis when simulated data are from Contaminated Additive Benford distribution for digit 87 with $\alpha = 0.02$, $N = 1000$ replications

Test	n = 1000	n = 2000
<i>Contaminated (additive) Benford Distribution for digit 87 ($\alpha = 0.02$)</i>		
LR-multinomial	0.832	0.994
LR-decreasing	0.261	0.578
LR-generalized Benford	0.178	0.280
LR-Rodriguez	0.141	0.227
W_d^2 Imhof	0.182	0.295
W_d^2 chi-square approx.	0.176	0.291
U_d^2 Imhof	0.144	0.277
U_d^2 chi-square approx.	0.143	0.276
A_d^2 Imhof	0.246	0.398
A_d^2 chi-square approx.	0.237	0.391
Pearson's χ^2	0.960	0.999

Proportion of simulated data sets rejecting the null hypothesis when simulated data are from Contaminated Additive Benford distribution for digit 88 with $\alpha = 0.02$, $N = 1000$ replications

Test	n = 1000	n = 2000
<i>Contaminated (additive) Benford Distribution for digit 88 ($\alpha = 0.02$)</i>		
LR-multinomial	0.841	0.993
LR-decreasing	0.258	0.588
LR-generalized Benford	0.181	0.288
LR-Rodriguez	0.157	0.248
W_d^2 Imhof	0.187	0.301
W_d^2 chi-square approx.	0.181	0.296
U_d^2 Imhof	0.143	0.275
U_d^2 chi-square approx.	0.142	0.275
A_d^2 Imhof	0.253	0.418
A_d^2 chi-square approx.	0.247	0.412
Pearson's χ^2	0.958	0.999

Proportion of simulated data sets rejecting the null hypothesis when simulated data are from Contaminated Additive Benford distribution for digit 89 with $\alpha = 0.02$, $N = 1000$ replications

Test	n = 1000	n = 2000
<i>Contaminated (additive) Benford Distribution for digit 89 ($\alpha = 0.02$)</i>		
LR-multinomial	0.840	0.993
LR-decreasing	0.260	0.591
LR-generalized Benford	0.183	0.295
LR-Rodriguez	0.161	0.264
W_d^2 Imhof	0.188	0.305
W_d^2 chi-square approx.	0.185	0.300
U_d^2 Imhof	0.142	0.274
U_d^2 chi-square approx.	0.140	0.272
A_d^2 Imhof	0.264	0.437
A_d^2 chi-square approx.	0.257	0.426
Pearson's χ^2	0.961	0.999

Proportion of simulated data sets rejecting the null hypothesis when simulated data are from Contaminated Additive Benford distribution for digit 90 with $\alpha = 0.02$, $N = 1000$ replications

Test	n = 1000	n = 2000
<i>Contaminated (additive) Benford Distribution for digit 90 ($\alpha = 0.02$)</i>		
LR-multinomial	0.839	0.995
LR-decreasing	0.258	0.583
LR-generalized Benford	0.183	0.300
LR-Rodriguez	0.170	0.279
W_d^2 Imhof	0.191	0.315
W_d^2 chi-square approx.	0.186	0.305
U_d^2 Imhof	0.139	0.275
U_d^2 chi-square approx.	0.139	0.269
A_d^2 Imhof	0.272	0.453
A_d^2 chi-square approx.	0.266	0.446
Pearson's χ^2	0.960	0.999

Proportion of simulated data sets rejecting the null hypothesis when simulated data are from Contaminated Additive Benford distribution for digit 91 with $\alpha = 0.02$, $N = 1000$ replications

Test	n = 1000	n = 2000
<i>Contaminated (additive) Benford Distribution for digit 91 ($\alpha = 0.02$)</i>		
LR-multinomial	0.851	0.991
LR-decreasing	0.253	0.577
LR-generalized Benford	0.187	0.309
LR-Rodriguez	0.181	0.300
W_d^2 Imhof	0.193	0.320
W_d^2 chi-square approx.	0.190	0.317
U_d^2 Imhof	0.143	0.273
U_d^2 chi-square approx.	0.139	0.270
A_d^2 Imhof	0.280	0.473
A_d^2 chi-square approx.	0.272	0.466
Pearson's χ^2	0.962	0.999

Proportion of simulated data sets rejecting the null hypothesis when simulated data are from Contaminated Additive Benford distribution for digit 92 with $\alpha = 0.02$, $N = 1000$ replications

Test	n = 1000	n = 2000
<i>Contaminated (additive) Benford Distribution for digit 92 ($\alpha = 0.02$)</i>		
LR-multinomial	0.850	0.992
LR-decreasing	0.247	0.580
LR-generalized Benford	0.190	0.315
LR-Rodriguez	0.191	0.315
W_d^2 Imhof	0.195	0.330
W_d^2 chi-square approx.	0.192	0.321
U_d^2 Imhof	0.145	0.273
U_d^2 chi-square approx.	0.143	0.268
A_d^2 Imhof	0.295	0.495
A_d^2 chi-square approx.	0.287	0.487
Pearson's χ^2	0.962	0.999

Proportion of simulated data sets rejecting the null hypothesis when simulated data are from Contaminated Additive Benford distribution for digit 93 with $\alpha = 0.02$, $N = 1000$ replications

Test	n = 1000	n = 2000
<i>Contaminated (additive) Benford Distribution for digit 93 ($\alpha = 0.02$)</i>		
LR-multinomial	0.851	0.994
LR-decreasing	0.250	0.568
LR-generalized Benford	0.197	0.321
LR-Rodriguez	0.202	0.338
W_d^2 Imhof	0.199	0.333
W_d^2 chi-square approx.	0.195	0.329
U_d^2 Imhof	0.143	0.270
U_d^2 chi-square approx.	0.143	0.270
A_d^2 Imhof	0.304	0.533
A_d^2 chi-square approx.	0.299	0.518
Pearson's χ^2	0.962	0.999

Proportion of simulated data sets rejecting the null hypothesis when simulated data are from Contaminated Additive Benford distribution for digit 94 with $\alpha = 0.02$, $N = 1000$ replications

Test	n = 1000	n = 2000
<i>Contaminated (additive) Benford Distribution for digit 94 ($\alpha = 0.02$)</i>		
LR-multinomial	0.856	0.995
LR-decreasing	0.243	0.576
LR-generalized Benford	0.202	0.323
LR-Rodriguez	0.215	0.361
W_d^2 Imhof	0.198	0.333
W_d^2 chi-square approx.	0.196	0.330
U_d^2 Imhof	0.145	0.280
U_d^2 chi-square approx.	0.143	0.275
A_d^2 Imhof	0.321	0.558
A_d^2 chi-square approx.	0.313	0.550
Pearson's χ^2	0.962	0.999

Proportion of simulated data sets rejecting the null hypothesis when simulated data are from Contaminated Additive Benford distribution for digit 95 with $\alpha = 0.02$, $N = 1000$ replications

Test	n = 1000	n = 2000
<i>Contaminated (additive) Benford Distribution for digit 95 ($\alpha = 0.02$)</i>		
LR-multinomial	0.856	0.994
LR-decreasing	0.235	0.568
LR-generalized Benford	0.204	0.325
LR-Rodriguez	0.226	0.388
W_d^2 Imhof	0.197	0.339
W_d^2 chi-square approx.	0.196	0.329
U_d^2 Imhof	0.145	0.276
U_d^2 chi-square approx.	0.144	0.273
A_d^2 Imhof	0.348	0.599
A_d^2 chi-square approx.	0.340	0.589
Pearson's χ^2	0.963	0.999

Proportion of simulated data sets rejecting the null hypothesis when simulated data are from Contaminated Additive Benford distribution for digit 96 with $\alpha = 0.02$, $N = 1000$ replications

Test	n = 1000	n = 2000
<i>Contaminated (additive) Benford Distribution for digit 96 ($\alpha = 0.02$)</i>		
LR-multinomial	0.855	0.995
LR-decreasing	0.242	0.561
LR-generalized Benford	0.205	0.330
LR-Rodriguez	0.240	0.413
W_d^2 Imhof	0.198	0.342
W_d^2 chi-square approx.	0.195	0.337
U_d^2 Imhof	0.144	0.280
U_d^2 chi-square approx.	0.141	0.276
A_d^2 Imhof	0.376	0.651
A_d^2 chi-square approx.	0.368	0.644
Pearson's χ^2	0.962	0.999

Proportion of simulated data sets rejecting the null hypothesis when simulated data are from Contaminated Additive Benford distribution for digit 97 with $\alpha = 0.02$, $N = 1000$ replications

Test	n = 1000	n = 2000
<i>Contaminated (additive) Benford Distribution for digit 97 ($\alpha = 0.02$)</i>		
LR-multinomial	0.859	0.996
LR-decreasing	0.227	0.553
LR-generalized Benford	0.208	0.334
LR-Rodriguez	0.260	0.443
W_d^2 Imhof	0.197	0.347
W_d^2 chi-square approx.	0.196	0.342
U_d^2 Imhof	0.140	0.281
U_d^2 chi-square approx.	0.137	0.277
A_d^2 Imhof	0.413	0.719
A_d^2 chi-square approx.	0.407	0.712
Pearson's χ^2	0.966	0.999

Proportion of simulated data sets rejecting the null hypothesis when simulated data are from Contaminated Additive Benford distribution for digit 98 with $\alpha = 0.02$, $N = 1000$ replications

Test	n = 1000	n = 2000
<i>Contaminated (additive) Benford Distribution for digit 98 ($\alpha = 0.02$)</i>		
LR-multinomial	0.852	0.997
LR-decreasing	0.203	0.527
LR-generalized Benford	0.210	0.339
LR-Rodriguez	0.274	0.466
W_d^2 Imhof	0.197	0.349
W_d^2 chi-square approx.	0.195	0.347
U_d^2 Imhof	0.137	0.284
U_d^2 chi-square approx.	0.134	0.281
A_d^2 Imhof	0.467	0.788
A_d^2 chi-square approx.	0.462	0.783
Pearson's χ^2	0.969	0.999

Proportion of simulated data sets rejecting the null hypothesis when simulated data are from Contaminated Additive Benford distribution for digit 99 with $\alpha = 0.02$, $N = 1000$ replications

Test	n = 1000	n = 2000
<i>Contaminated (additive) Benford Distribution for digit 99 ($\alpha = 0.02$)</i>		
LR-multinomial	0.861	0.998
LR-decreasing	0.165	0.499
LR-generalized Benford	0.217	0.344
LR-Rodriguez	0.293	0.484
W_d^2 Imhof	0.200	0.351
W_d^2 chi-square approx.	0.195	0.348
U_d^2 Imhof	0.138	0.288
U_d^2 chi-square approx.	0.135	0.283
A_d^2 Imhof	0.577	0.911
A_d^2 chi-square approx.	0.571	0.908
Pearson's χ^2	0.966	1.000

Proportion of simulated data sets rejecting the null hypothesis when simulated data are from Contaminated Additive Benford distribution for digits 11-99 with $\alpha = 0.06$, $N = 1000$

Proportion of simulated data sets rejecting the null hypothesis when simulated data are from Contaminated Additive Benford distribution for digit 11 with $\alpha = 0.06$, $N = 1000$ replications

Test	n = 1000	n = 2000
<i>Contaminated (additive) Benford Distribution for digit 11 ($\alpha = 0.06$)</i>		
LR-multinomial	0.988	1.000
LR-decreasing	0.995	1.000
LR-generalized Benford	0.825	0.984
LR-Rodriguez	0.877	0.985
W_d^2 Imhof	0.919	0.999
W_d^2 chi-square approx.	0.918	0.999
U_d^2 Imhof	0.930	1.000
U_d^2 chi-square approx.	0.927	1.000
A_d^2 Imhof	0.987	1.000
A_d^2 chi-square approx.	0.984	1.000
Pearson's χ^2	0.992	1.000

Proportion of simulated data sets rejecting the null hypothesis when simulated data are from Contaminated Additive Benford distribution for digit 12 with $\alpha = 0.06$, $N = 1000$ replications

Test	n = 1000	n = 2000
<i>Contaminated (additive) Benford Distribution for digit 12 ($\alpha = 0.06$)</i>		
LR-multinomial	0.990	1.000
LR-decreasing	0.993	1.000
LR-generalized Benford	0.768	0.970
LR-Rodriguez	0.670	0.933
W_d^2 Imhof	0.877	0.999
W_d^2 chi-square approx.	0.875	0.998
U_d^2 Imhof	0.922	1.000
U_d^2 chi-square approx.	0.921	1.000
A_d^2 Imhof	0.932	0.998
A_d^2 chi-square approx.	0.928	0.999
Pearson's χ^2	0.992	1.000

Proportion of simulated data sets rejecting the null hypothesis when simulated data are from Contaminated Additive Benford distribution for digit 13 with $\alpha = 0.06$, $N = 1000$ replications

Test	n = 1000	n = 2000
<i>Contaminated (additive) Benford Distribution for digit 13 ($\alpha = 0.06$)</i>		
LR-multinomial	0.990	1.000
LR-decreasing	0.994	1.000
LR-generalized Benford	0.699	0.940
LR-Rodriguez	0.469	0.786
W_d^2 Imhof	0.833	0.997
W_d^2 chi-square approx.	0.833	0.997
U_d^2 Imhof	0.920	1.000
U_d^2 chi-square approx.	0.920	1.000
A_d^2 Imhof	0.874	0.998
A_d^2 chi-square approx.	0.868	0.998
Pearson's χ^2	0.998	1.000

Proportion of simulated data sets rejecting the null hypothesis when simulated data are from Contaminated Additive Benford distribution for digit 14 with $\alpha = 0.06$, $N = 1000$ replications

Test	n = 1000	n = 2000
<i>Contaminated (additive) Benford Distribution for digit 14 ($\alpha = 0.06$)</i>		
LR-multinomial	0.993	1.000
LR-decreasing	0.991	1.000
LR-generalized Benford	0.628	0.897
LR-Rodriguez	0.277	0.527
W_d^2 Imhof	0.792	0.989
W_d^2 chi-square approx.	0.787	0.988
U_d^2 Imhof	0.924	1.000
U_d^2 chi-square approx.	0.922	1.000
A_d^2 Imhof	0.818	0.996
A_d^2 chi-square approx.	0.809	0.995
Pearson's χ^2	0.999	1.000

Proportion of simulated data sets rejecting the null hypothesis when simulated data are from Contaminated Additive Benford distribution for digit 15 with $\alpha = 0.06$, $N = 1000$ replications

Test	n = 1000	n = 2000
<i>Contaminated (additive) Benford Distribution for digit 15 ($\alpha = 0.06$)</i>		
LR-multinomial	0.996	1.000
LR-decreasing	0.996	1.000
LR-generalized Benford	0.543	0.840
LR-Rodriguez	0.128	0.296
W_d^2 Imhof	0.752	0.980
W_d^2 chi-square approx.	0.746	0.979
U_d^2 Imhof	0.929	1.000
U_d^2 chi-square approx.	0.927	1.000
A_d^2 Imhof	0.757	0.988
A_d^2 chi-square approx.	0.750	0.986
Pearson's χ^2	1.000	1.000

Proportion of simulated data sets rejecting the null hypothesis when simulated data are from Contaminated Additive Benford distribution for digit 16 with $\alpha = 0.06$, $N = 1000$ replications

Test	n = 1000	n = 2000
<i>Contaminated (additive) Benford Distribution for digit 16 ($\alpha = 0.06$)</i>		
LR-multinomial	0.997	1.000
LR-decreasing	0.993	1.000
LR-generalized Benford	0.475	0.767
LR-Rodriguez	0.068	0.134
W_d^2 Imhof	0.707	0.972
W_d^2 chi-square approx.	0.703	0.970
U_d^2 Imhof	0.920	1.000
U_d^2 chi-square approx.	0.919	1.000
A_d^2 Imhof	0.693	0.980
A_d^2 chi-square approx.	0.685	0.978
Pearson's χ^2	1.000	1.000

Proportion of simulated data sets rejecting the null hypothesis when simulated data are from Contaminated Additive Benford distribution for digit 17 with $\alpha = 0.06$, $N = 1000$ replications

Test	n = 1000	n = 2000
<i>Contaminated (additive) Benford Distribution for digit 17 ($\alpha = 0.06$)</i>		
LR-multinomial	0.997	1.000
LR-decreasing	0.997	1.000
LR-generalized Benford	0.398	0.694
LR-Rodriguez	0.034	0.048
W_d^2 Imhof	0.665	0.968
W_d^2 chi-square approx.	0.664	0.968
U_d^2 Imhof	0.919	1.000
U_d^2 chi-square approx.	0.917	1.000
A_d^2 Imhof	0.644	0.974
A_d^2 chi-square approx.	0.637	0.970
Pearson's χ^2	1.000	1.000

Proportion of simulated data sets rejecting the null hypothesis when simulated data are from Contaminated Additive Benford distribution for digit 18 with $\alpha = 0.06$, $N = 1000$ replications

Test	n = 1000	n = 2000
<i>Contaminated (additive) Benford Distribution for digit 18 ($\alpha = 0.06$)</i>		
LR-multinomial	0.998	1.000
LR-decreasing	0.998	1.000
LR-generalized Benford	0.319	0.598
LR-Rodriguez	0.021	0.029
W_d^2 Imhof	0.628	0.964
W_d^2 chi-square approx.	0.626	0.959
U_d^2 Imhof	0.914	1.000
U_d^2 chi-square approx.	0.913	1.000
A_d^2 Imhof	0.607	0.961
A_d^2 chi-square approx.	0.600	0.958
Pearson's χ^2	1.000	1.000

Proportion of simulated data sets rejecting the null hypothesis when simulated data are from Contaminated Additive Benford distribution for digit 19 with $\alpha = 0.06$, $N = 1000$ replications

Test	n = 1000	n = 2000
<i>Contaminated (additive) Benford Distribution for digit 19 ($\alpha = 0.06$)</i>		
LR-multinomial	0.998	1.000
LR-decreasing	0.994	1.000
LR-generalized Benford	0.262	0.514
LR-Rodriguez	0.026	0.035
W_d^2 Imhof	0.600	0.952
W_d^2 chi-square approx.	0.597	0.950
U_d^2 Imhof	0.919	0.999
U_d^2 chi-square approx.	0.917	0.999
A_d^2 Imhof	0.564	0.951
A_d^2 chi-square approx.	0.552	0.945
Pearson's χ^2	1.000	1.000

Proportion of simulated data sets rejecting the null hypothesis when simulated data are from Contaminated Additive Benford distribution for digit 20 with $\alpha = 0.06$, $N = 1000$ replications

Test	n = 1000	n = 2000
<i>Contaminated (additive) Benford Distribution for digit 20 ($\alpha = 0.06$)</i>		
LR-multinomial	1.000	1.000
LR-decreasing	0.994	1.000
LR-generalized Benford	0.213	0.442
LR-Rodriguez	0.040	0.065
W_d^2 Imhof	0.570	0.944
W_d^2 chi-square approx.	0.568	0.943
U_d^2 Imhof	0.914	0.999
U_d^2 chi-square approx.	0.913	0.999
A_d^2 Imhof	0.523	0.940
A_d^2 chi-square approx.	0.512	0.935
Pearson's χ^2	1.000	1.000

Proportion of simulated data sets rejecting the null hypothesis when simulated data are from Contaminated Additive Benford distribution for digit 21 with $\alpha = 0.06$, $N = 1000$ replications

Test	n = 1000	n = 2000
<i>Contaminated (additive) Benford Distribution for digit 21 ($\alpha = 0.06$)</i>		
LR-multinomial	1.000	1.000
LR-decreasing	0.994	1.000
LR-generalized Benford	0.181	0.349
LR-Rodriguez	0.066	0.115
W_d^2 Imhof	0.557	0.939
W_d^2 chi-square approx.	0.547	0.937
U_d^2 Imhof	0.909	1.000
U_d^2 chi-square approx.	0.907	1.000
A_d^2 Imhof	0.503	0.922
A_d^2 chi-square approx.	0.488	0.919
Pearson's χ^2	1.000	1.000

Proportion of simulated data sets rejecting the null hypothesis when simulated data are from Contaminated Additive Benford distribution for digit 22 with $\alpha = 0.06$, $N = 1000$ replications

Test	n = 1000	n = 2000
<i>Contaminated (additive) Benford Distribution for digit 22 ($\alpha = 0.06$)</i>		
LR-multinomial	1.000	1.000
LR-decreasing	0.997	1.000
LR-generalized Benford	0.146	0.278
LR-Rodriguez	0.100	0.179
W_d^2 Imhof	0.533	0.933
W_d^2 chi-square approx.	0.526	0.929
U_d^2 Imhof	0.914	1.000
U_d^2 chi-square approx.	0.912	1.000
A_d^2 Imhof	0.488	0.905
A_d^2 chi-square approx.	0.468	0.899
Pearson's χ^2	1.000	1.000

Proportion of simulated data sets rejecting the null hypothesis when simulated data are from Contaminated Additive Benford distribution for digit 23 with $\alpha = 0.06$, $N = 1000$ replications

Test	n = 1000	n = 2000
<i>Contaminated (additive) Benford Distribution for digit 23 ($\alpha = 0.06$)</i>		
LR-multinomial	1.000	1.000
LR-decreasing	0.995	1.000
LR-generalized Benford	0.120	0.220
LR-Rodriguez	0.142	0.272
W_d^2 Imhof	0.521	0.929
W_d^2 chi-square approx.	0.513	0.923
U_d^2 Imhof	0.917	0.998
U_d^2 chi-square approx.	0.913	0.999
A_d^2 Imhof	0.453	0.899
A_d^2 chi-square approx.	0.446	0.891
Pearson's χ^2	1.000	1.000

Proportion of simulated data sets rejecting the null hypothesis when simulated data are from Contaminated Additive Benford distribution for digit 24 with $\alpha = 0.06$, $N = 1000$ replications

Test	n = 1000	n = 2000
<i>Contaminated (additive) Benford Distribution for digit 24 ($\alpha = 0.06$)</i>		
LR-multinomial	1.000	1.000
LR-decreasing	0.995	1.000
LR-generalized Benford	0.097	0.174
LR-Rodriguez	0.183	0.356
W_d^2 Imhof	0.508	0.926
W_d^2 chi-square approx.	0.495	0.917
U_d^2 Imhof	0.924	0.999
U_d^2 chi-square approx.	0.922	0.999
A_d^2 Imhof	0.438	0.887
A_d^2 chi-square approx.	0.424	0.882
Pearson's χ^2	1.000	1.000

Proportion of simulated data sets rejecting the null hypothesis when simulated data are from Contaminated Additive Benford distribution for digit 25 with $\alpha = 0.06$, $N = 1000$ replications

Test	n = 1000	n = 2000
<i>Contaminated (additive) Benford Distribution for digit 25 ($\alpha = 0.06$)</i>		
LR-multinomial	1.000	1.000
LR-decreasing	0.993	1.000
LR-generalized Benford	0.077	0.139
LR-Rodriguez	0.232	0.435
W_d^2 Imhof	0.485	0.926
W_d^2 chi-square approx.	0.473	0.918
U_d^2 Imhof	0.927	0.999
U_d^2 chi-square approx.	0.924	0.999
A_d^2 Imhof	0.430	0.880
A_d^2 chi-square approx.	0.419	0.870
Pearson's χ^2	1.000	1.000

Proportion of simulated data sets rejecting the null hypothesis when simulated data are from Contaminated Additive Benford distribution for digit 26 with $\alpha = 0.06$, $N = 1000$ replications

Test	n = 1000	n = 2000
<i>Contaminated (additive) Benford Distribution for digit 26 ($\alpha = 0.06$)</i>		
LR-multinomial	1.000	1.000
LR-decreasing	0.994	1.000
LR-generalized Benford	0.066	0.116
LR-Rodriguez	0.289	0.507
W_d^2 Imhof	0.476	0.922
W_d^2 chi-square approx.	0.460	0.915
U_d^2 Imhof	0.927	1.000
U_d^2 chi-square approx.	0.926	1.000
A_d^2 Imhof	0.419	0.869
A_d^2 chi-square approx.	0.403	0.860
Pearson's χ^2	1.000	1.000

Proportion of simulated data sets rejecting the null hypothesis when simulated data are from Contaminated Additive Benford distribution for digit 27 with $\alpha = 0.06$, $N = 1000$ replications

Test	n = 1000	n = 2000
<i>Contaminated (additive) Benford Distribution for digit 27 ($\alpha = 0.06$)</i>		
LR-multinomial	1.000	1.000
LR-decreasing	0.992	1.000
LR-generalized Benford	0.049	0.090
LR-Rodriguez	0.329	0.564
W_d^2 Imhof	0.463	0.921
W_d^2 chi-square approx.	0.456	0.916
U_d^2 Imhof	0.921	1.000
U_d^2 chi-square approx.	0.920	1.000
A_d^2 Imhof	0.412	0.863
A_d^2 chi-square approx.	0.396	0.852
Pearson's χ^2	1.000	1.000

Proportion of simulated data sets rejecting the null hypothesis when simulated data are from Contaminated Additive Benford distribution for digit 28 with $\alpha = 0.06$, $N = 1000$ replications

Test	n = 1000	n = 2000
<i>Contaminated (additive) Benford Distribution for digit 28 ($\alpha = 0.06$)</i>		
LR-multinomial	1.000	1.000
LR-decreasing	0.994	1.000
LR-generalized Benford	0.045	0.073
LR-Rodriguez	0.356	0.625
W_d^2 Imhof	0.452	0.915
W_d^2 chi-square approx.	0.448	0.912
U_d^2 Imhof	0.919	1.000
U_d^2 chi-square approx.	0.919	1.000
A_d^2 Imhof	0.400	0.854
A_d^2 chi-square approx.	0.391	0.846
Pearson's χ^2	1.000	1.000

Proportion of simulated data sets rejecting the null hypothesis when simulated data are from Contaminated Additive Benford distribution for digit 29 with $\alpha = 0.06$, $N = 1000$ replications

Test	n = 1000	n = 2000
<i>Contaminated (additive) Benford Distribution for digit 29 ($\alpha = 0.06$)</i>		
LR-multinomial	1.000	1.000
LR-decreasing	0.993	1.000
LR-generalized Benford	0.048	0.056
LR-Rodriguez	0.394	0.675
W_d^2 Imhof	0.448	0.910
W_d^2 chi-square approx.	0.441	0.905
U_d^2 Imhof	0.924	1.000
U_d^2 chi-square approx.	0.922	1.000
A_d^2 Imhof	0.395	0.853
A_d^2 chi-square approx.	0.387	0.846
Pearson's χ^2	1.000	1.000

Proportion of simulated data sets rejecting the null hypothesis when simulated data are from Contaminated Additive Benford distribution for digit 30 with $\alpha = 0.06$, $N = 1000$ replications

Test	n = 1000	n = 2000
<i>Contaminated (additive) Benford Distribution for digit 30 ($\alpha = 0.06$)</i>		
LR-multinomial	1.000	1.000
LR-decreasing	0.994	1.000
LR-generalized Benford	0.050	0.053
LR-Rodriguez	0.431	0.715
W_d^2 Imhof	0.438	0.904
W_d^2 chi-square approx.	0.432	0.899
U_d^2 Imhof	0.921	1.000
U_d^2 chi-square approx.	0.919	1.000
A_d^2 Imhof	0.391	0.851
A_d^2 chi-square approx.	0.383	0.842
Pearson's χ^2	1.000	1.000

Proportion of simulated data sets rejecting the null hypothesis when simulated data are from Contaminated Additive Benford distribution for digit 31 with $\alpha = 0.06$, $N = 1000$ replications

Test	n = 1000	n = 2000
<i>Contaminated (additive) Benford Distribution for digit 31 ($\alpha = 0.06$)</i>		
LR-multinomial	1.000	1.000
LR-decreasing	0.993	1.000
LR-generalized Benford	0.053	0.047
LR-Rodriguez	0.459	0.745
W_d^2 Imhof	0.444	0.909
W_d^2 chi-square approx.	0.432	0.905
U_d^2 Imhof	0.923	1.000
U_d^2 chi-square approx.	0.919	1.000
A_d^2 Imhof	0.384	0.853
A_d^2 chi-square approx.	0.373	0.839
Pearson's χ^2	1.000	1.000

Proportion of simulated data sets rejecting the null hypothesis when simulated data are from Contaminated Additive Benford distribution for digit 32 with $\alpha = 0.06$, $N = 1000$ replications

Test	n = 1000	n = 2000
<i>Contaminated (additive) Benford Distribution for digit 32 ($\alpha = 0.06$)</i>		
LR-multinomial	1.000	1.000
LR-decreasing	0.994	1.000
LR-generalized Benford	0.054	0.048
LR-Rodriguez	0.487	0.770
W_d^2 Imhof	0.438	0.911
W_d^2 chi-square approx.	0.431	0.904
U_d^2 Imhof	0.927	1.000
U_d^2 chi-square approx.	0.925	1.000
A_d^2 Imhof	0.393	0.842
A_d^2 chi-square approx.	0.380	0.830
Pearson's χ^2	1.000	1.000

Proportion of simulated data sets rejecting the null hypothesis when simulated data are from Contaminated Additive Benford distribution for digit 33 with $\alpha = 0.06$, $N = 1000$ replications

Test	n = 1000	n = 2000
<i>Contaminated (additive) Benford Distribution for digit 33 ($\alpha = 0.06$)</i>		
LR-multinomial	1.000	1.000
LR-decreasing	0.994	1.000
LR-generalized Benford	0.055	0.053
LR-Rodriguez	0.514	0.794
W_d^2 Imhof	0.442	0.913
W_d^2 chi-square approx.	0.436	0.906
U_d^2 Imhof	0.919	1.000
U_d^2 chi-square approx.	0.918	1.000
A_d^2 Imhof	0.393	0.842
A_d^2 chi-square approx.	0.379	0.827
Pearson's χ^2	1.000	1.000

Proportion of simulated data sets rejecting the null hypothesis when simulated data are from Contaminated Additive Benford distribution for digit 34 with $\alpha = 0.06$, $N = 1000$ replications

Test	n = 1000	n = 2000
<i>Contaminated (additive) Benford Distribution for digit 34 ($\alpha = 0.06$)</i>		
LR-multinomial	1.000	1.000
LR-decreasing	0.993	1.000
LR-generalized Benford	0.058	0.059
LR-Rodriguez	0.532	0.806
W_d^2 Imhof	0.454	0.913
W_d^2 chi-square approx.	0.440	0.906
U_d^2 Imhof	0.918	1.000
U_d^2 chi-square approx.	0.916	1.000
A_d^2 Imhof	0.399	0.842
A_d^2 chi-square approx.	0.388	0.834
Pearson's χ^2	1.000	1.000

Proportion of simulated data sets rejecting the null hypothesis when simulated data are from Contaminated Additive Benford distribution for digit 35 with $\alpha = 0.06$, $N = 1000$ replications

Test	n = 1000	n = 2000
<i>Contaminated (additive) Benford Distribution for digit 35 ($\alpha = 0.06$)</i>		
LR-multinomial	1.000	1.000
LR-decreasing	0.993	1.000
LR-generalized Benford	0.062	0.071
LR-Rodriguez	0.551	0.830
W_d^2 Imhof	0.464	0.914
W_d^2 chi-square approx.	0.462	0.909
U_d^2 Imhof	0.923	1.000
U_d^2 chi-square approx.	0.921	1.000
A_d^2 Imhof	0.404	0.856
A_d^2 chi-square approx.	0.393	0.848
Pearson's χ^2	1.000	1.000

Proportion of simulated data sets rejecting the null hypothesis when simulated data are from Contaminated Additive Benford distribution for digit 36 with $\alpha = 0.06$, $N = 1000$ replications

Test	n = 1000	n = 2000
<i>Contaminated (additive) Benford Distribution for digit 36 ($\alpha = 0.06$)</i>		
LR-multinomial	1.000	1.000
LR-decreasing	0.996	1.000
LR-generalized Benford	0.072	0.083
LR-Rodriguez	0.569	0.844
W_d^2 Imhof	0.473	0.914
W_d^2 chi-square approx.	0.465	0.908
U_d^2 Imhof	0.925	1.000
U_d^2 chi-square approx.	0.924	1.000
A_d^2 Imhof	0.409	0.861
A_d^2 chi-square approx.	0.399	0.855
Pearson's χ^2	1.000	1.000

Proportion of simulated data sets rejecting the null hypothesis when simulated data are from Contaminated Additive Benford distribution for digit 37 with $\alpha = 0.06$, $N = 1000$ replications

Test	n = 1000	n = 2000
<i>Contaminated (additive) Benford Distribution for digit 37 ($\alpha = 0.06$)</i>		
LR-multinomial	1.000	1.000
LR-decreasing	0.996	1.000
LR-generalized Benford	0.081	0.102
LR-Rodriguez	0.584	0.851
W_d^2 Imhof	0.478	0.913
W_d^2 chi-square approx.	0.467	0.912
U_d^2 Imhof	0.922	1.000
U_d^2 chi-square approx.	0.921	1.000
A_d^2 Imhof	0.424	0.867
A_d^2 chi-square approx.	0.407	0.862
Pearson's χ^2	1.000	1.000

Proportion of simulated data sets rejecting the null hypothesis when simulated data are from Contaminated Additive Benford distribution for digit 38 with $\alpha = 0.06$, $N = 1000$ replications

Test	n = 1000	n = 2000
<i>Contaminated (additive) Benford Distribution for digit 38 ($\alpha = 0.06$)</i>		
LR-multinomial	1.000	1.000
LR-decreasing	0.996	1.000
LR-generalized Benford	0.093	0.117
LR-Rodriguez	0.590	0.857
W_d^2 Imhof	0.489	0.914
W_d^2 chi-square approx.	0.480	0.910
U_d^2 Imhof	0.925	1.000
U_d^2 chi-square approx.	0.924	1.000
A_d^2 Imhof	0.436	0.866
A_d^2 chi-square approx.	0.418	0.865
Pearson's χ^2	1.000	1.000

Proportion of simulated data sets rejecting the null hypothesis when simulated data are from Contaminated Additive Benford distribution for digit 39 with $\alpha = 0.06$, $N = 1000$ replications

Test	n = 1000	n = 2000
<i>Contaminated (additive) Benford Distribution for digit 39 ($\alpha = 0.06$)</i>		
LR-multinomial	1.000	1.000
LR-decreasing	0.995	1.000
LR-generalized Benford	0.109	0.138
LR-Rodriguez	0.599	0.864
W_d^2 Imhof	0.493	0.913
W_d^2 chi-square approx.	0.485	0.912
U_d^2 Imhof	0.926	0.999
U_d^2 chi-square approx.	0.923	0.999
A_d^2 Imhof	0.439	0.872
A_d^2 chi-square approx.	0.428	0.864
Pearson's χ^2	1.000	1.000

Proportion of simulated data sets rejecting the null hypothesis when simulated data are from Contaminated Additive Benford distribution for digit 40 with $\alpha = 0.06$, $N = 1000$ replications

Test	n = 1000	n = 2000
<i>Contaminated (additive) Benford Distribution for digit 40 ($\alpha = 0.06$)</i>		
LR-multinomial	1.000	1.000
LR-decreasing	0.993	1.000
LR-generalized Benford	0.119	0.166
LR-Rodriguez	0.603	0.860
W_d^2 Imhof	0.501	0.915
W_d^2 chi-square approx.	0.494	0.912
U_d^2 Imhof	0.923	0.999
U_d^2 chi-square approx.	0.923	0.999
A_d^2 Imhof	0.451	0.873
A_d^2 chi-square approx.	0.439	0.868
Pearson's χ^2	1.000	1.000

Proportion of simulated data sets rejecting the null hypothesis when simulated data are from Contaminated Additive Benford distribution for digit 41 with $\alpha = 0.06$, $N = 1000$ replications

Test	n = 1000	n = 2000
<i>Contaminated (additive) Benford Distribution for digit 41 ($\alpha = 0.06$)</i>		
LR-multinomial	1.000	1.000
LR-decreasing	0.996	1.000
LR-generalized Benford	0.132	0.198
LR-Rodriguez	0.601	0.864
W_d^2 Imhof	0.507	0.919
W_d^2 chi-square approx.	0.498	0.912
U_d^2 Imhof	0.923	0.999
U_d^2 chi-square approx.	0.922	0.999
A_d^2 Imhof	0.464	0.877
A_d^2 chi-square approx.	0.451	0.870
Pearson's χ^2	1.000	1.000

Proportion of simulated data sets rejecting the null hypothesis when simulated data are from Contaminated Additive Benford distribution for digit 42 with $\alpha = 0.06$, $N = 1000$ replications

Test	n = 1000	n = 2000
<i>Contaminated (additive) Benford Distribution for digit 42 ($\alpha = 0.06$)</i>		
LR-multinomial	1.000	1.000
LR-decreasing	0.997	1.000
LR-generalized Benford	0.144	0.232
LR-Rodriguez	0.608	0.858
W_d^2 Imhof	0.519	0.924
W_d^2 chi-square approx.	0.508	0.918
U_d^2 Imhof	0.917	0.999
U_d^2 chi-square approx.	0.915	0.999
A_d^2 Imhof	0.470	0.881
A_d^2 chi-square approx.	0.454	0.875
Pearson's χ^2	1.000	1.000

Proportion of simulated data sets rejecting the null hypothesis when simulated data are from Contaminated Additive Benford distribution for digit 43 with $\alpha = 0.06$, $N = 1000$ replications

Test	n = 1000	n = 2000
<i>Contaminated (additive) Benford Distribution for digit 43 ($\alpha = 0.06$)</i>		
LR-multinomial	1.000	1.000
LR-decreasing	0.997	1.000
LR-generalized Benford	0.152	0.262
LR-Rodriguez	0.604	0.856
W_d^2 Imhof	0.528	0.923
W_d^2 chi-square approx.	0.518	0.918
U_d^2 Imhof	0.919	1.000
U_d^2 chi-square approx.	0.916	1.000
A_d^2 Imhof	0.472	0.884
A_d^2 chi-square approx.	0.464	0.879
Pearson's χ^2	1.000	1.000

Proportion of simulated data sets rejecting the null hypothesis when simulated data are from Contaminated Additive Benford distribution for digit 44 with $\alpha = 0.06$, $N = 1000$ replications

Test	n = 1000	n = 2000
<i>Contaminated (additive) Benford Distribution for digit 44 ($\alpha = 0.06$)</i>		
LR-multinomial	1.000	1.000
LR-decreasing	0.995	1.000
LR-generalized Benford	0.171	0.286
LR-Rodriguez	0.598	0.851
W_d^2 Imhof	0.529	0.925
W_d^2 chi-square approx.	0.520	0.922
U_d^2 Imhof	0.919	1.000
U_d^2 chi-square approx.	0.918	1.000
A_d^2 Imhof	0.487	0.889
A_d^2 chi-square approx.	0.475	0.881
Pearson's χ^2	1.000	1.000

Proportion of simulated data sets rejecting the null hypothesis when simulated data are from Contaminated Additive Benford distribution for digit 45 with $\alpha = 0.06$, $N = 1000$ replications

Test	n = 1000	n = 2000
<i>Contaminated (additive) Benford Distribution for digit 45 ($\alpha = 0.06$)</i>		
LR-multinomial	1.000	1.000
LR-decreasing	0.995	1.000
LR-generalized Benford	0.184	0.315
LR-Rodriguez	0.591	0.841
W_d^2 Imhof	0.548	0.919
W_d^2 chi-square approx.	0.540	0.917
U_d^2 Imhof	0.923	1.000
U_d^2 chi-square approx.	0.921	1.000
A_d^2 Imhof	0.500	0.899
A_d^2 chi-square approx.	0.484	0.890
Pearson's χ^2	1.000	1.000

Proportion of simulated data sets rejecting the null hypothesis when simulated data are from Contaminated Additive Benford distribution for digit 46 with $\alpha = 0.06$, $N = 1000$ replications

Test	n = 1000	n = 2000
<i>Contaminated (additive) Benford Distribution for digit 46 ($\alpha = 0.06$)</i>		
LR-multinomial	1.000	1.000
LR-decreasing	0.996	1.000
LR-generalized Benford	0.201	0.347
LR-Rodriguez	0.580	0.835
W_d^2 Imhof	0.562	0.924
W_d^2 chi-square approx.	0.553	0.917
U_d^2 Imhof	0.924	1.000
U_d^2 chi-square approx.	0.923	1.000
A_d^2 Imhof	0.514	0.903
A_d^2 chi-square approx.	0.500	0.890
Pearson's χ^2	1.000	1.000

Proportion of simulated data sets rejecting the null hypothesis when simulated data are from Contaminated Additive Benford distribution for digit 47 with $\alpha = 0.06$, $N = 1000$ replications

Test	n = 1000	n = 2000
<i>Contaminated (additive) Benford Distribution for digit 47 ($\alpha = 0.06$)</i>		
LR-multinomial	1.000	1.000
LR-decreasing	0.996	1.000
LR-generalized Benford	0.221	0.373
LR-Rodriguez	0.577	0.826
W_d^2 Imhof	0.576	0.921
W_d^2 chi-square approx.	0.566	0.917
U_d^2 Imhof	0.926	1.000
U_d^2 chi-square approx.	0.926	1.000
A_d^2 Imhof	0.522	0.904
A_d^2 chi-square approx.	0.513	0.896
Pearson's χ^2	1.000	1.000

Proportion of simulated data sets rejecting the null hypothesis when simulated data are from Contaminated Additive Benford distribution for digit 48 with $\alpha = 0.06$, $N = 1000$ replications

Test	n = 1000	n = 2000
<i>Contaminated (additive) Benford Distribution for digit 48 ($\alpha = 0.06$)</i>		
LR-multinomial	1.000	1.000
LR-decreasing	0.994	1.000
LR-generalized Benford	0.244	0.407
LR-Rodriguez	0.559	0.809
W_d^2 Imhof	0.582	0.924
W_d^2 chi-square approx.	0.571	0.922
U_d^2 Imhof	0.929	1.000
U_d^2 chi-square approx.	0.928	1.000
A_d^2 Imhof	0.532	0.911
A_d^2 chi-square approx.	0.524	0.899
Pearson's χ^2	1.000	1.000

Proportion of simulated data sets rejecting the null hypothesis when simulated data are from Contaminated Additive Benford distribution for digit 49 with $\alpha = 0.06$, $N = 1000$ replications

Test	n = 1000	n = 2000
<i>Contaminated (additive) Benford Distribution for digit 49 ($\alpha = 0.06$)</i>		
LR-multinomial	1.000	1.000
LR-decreasing	0.995	1.000
LR-generalized Benford	0.258	0.446
LR-Rodriguez	0.541	0.793
W_d^2 Imhof	0.585	0.924
W_d^2 chi-square approx.	0.585	0.921
U_d^2 Imhof	0.929	1.000
U_d^2 chi-square approx.	0.927	1.000
A_d^2 Imhof	0.544	0.910
A_d^2 chi-square approx.	0.536	0.906
Pearson's χ^2	1.000	1.000

Proportion of simulated data sets rejecting the null hypothesis when simulated data are from Contaminated Additive Benford distribution for digit 50 with $\alpha = 0.06$, $N = 1000$ replications

Test	n = 1000	n = 2000
<i>Contaminated (additive) Benford Distribution for digit 50 ($\alpha = 0.06$)</i>		
LR-multinomial	1.000	1.000
LR-decreasing	0.995	1.000
LR-generalized Benford	0.278	0.469
LR-Rodriguez	0.525	0.782
W_d^2 Imhof	0.596	0.925
W_d^2 chi-square approx.	0.593	0.920
U_d^2 Imhof	0.930	1.000
U_d^2 chi-square approx.	0.929	1.000
A_d^2 Imhof	0.561	0.914
A_d^2 chi-square approx.	0.551	0.909
Pearson's χ^2	1.000	1.000

Proportion of simulated data sets rejecting the null hypothesis when simulated data are from Contaminated Additive Benford distribution for digit 51 with $\alpha = 0.06$, $N = 1000$ replications

Test	n = 1000	n = 2000
<i>Contaminated (additive) Benford Distribution for digit 51 ($\alpha = 0.06$)</i>		
LR-multinomial	1.000	1.000
LR-decreasing	0.995	1.000
LR-generalized Benford	0.290	0.502
LR-Rodriguez	0.503	0.761
W_d^2 Imhof	0.611	0.927
W_d^2 chi-square approx.	0.603	0.922
U_d^2 Imhof	0.931	1.000
U_d^2 chi-square approx.	0.931	1.000
A_d^2 Imhof	0.581	0.919
A_d^2 chi-square approx.	0.571	0.913
Pearson's χ^2	1.000	1.000

Proportion of simulated data sets rejecting the null hypothesis when simulated data are from Contaminated Additive Benford distribution for digit 52 with $\alpha = 0.06$, $N = 1000$ replications

Test	n = 1000	n = 2000
<i>Contaminated (additive) Benford Distribution for digit 52 ($\alpha = 0.06$)</i>		
LR-multinomial	1.000	1.000
LR-decreasing	0.998	1.000
LR-generalized Benford	0.313	0.535
LR-Rodriguez	0.480	0.737
W_d^2 Imhof	0.624	0.928
W_d^2 chi-square approx.	0.615	0.927
U_d^2 Imhof	0.933	1.000
U_d^2 chi-square approx.	0.932	1.000
A_d^2 Imhof	0.598	0.923
A_d^2 chi-square approx.	0.582	0.919
Pearson's χ^2	1.000	1.000

Proportion of simulated data sets rejecting the null hypothesis when simulated data are from Contaminated Additive Benford distribution for digit 53 with $\alpha = 0.06$, $N = 1000$ replications

Test	n = 1000	n = 2000
<i>Contaminated (additive) Benford Distribution for digit 53 ($\alpha = 0.06$)</i>		
LR-multinomial	1.000	1.000
LR-decreasing	0.997	1.000
LR-generalized Benford	0.327	0.575
LR-Rodriguez	0.466	0.706
W_d^2 Imhof	0.642	0.929
W_d^2 chi-square approx.	0.631	0.928
U_d^2 Imhof	0.932	1.000
U_d^2 chi-square approx.	0.930	1.000
A_d^2 Imhof	0.607	0.926
A_d^2 chi-square approx.	0.598	0.923
Pearson's χ^2	1.000	1.000

Proportion of simulated data sets rejecting the null hypothesis when simulated data are from Contaminated Additive Benford distribution for digit 54 with $\alpha = 0.06$, $N = 1000$ replications

Test	n = 1000	n = 2000
<i>Contaminated (additive) Benford Distribution for digit 54 ($\alpha = 0.06$)</i>		
LR-multinomial	1.000	1.000
LR-decreasing	0.999	1.000
LR-generalized Benford	0.348	0.609
LR-Rodriguez	0.450	0.681
W_d^2 Imhof	0.652	0.935
W_d^2 chi-square approx.	0.644	0.929
U_d^2 Imhof	0.932	1.000
U_d^2 chi-square approx.	0.931	1.000
A_d^2 Imhof	0.615	0.929
A_d^2 chi-square approx.	0.608	0.927
Pearson's χ^2	1.000	1.000

Proportion of simulated data sets rejecting the null hypothesis when simulated data are from Contaminated Additive Benford distribution for digit 55 with $\alpha = 0.06$, $N = 1000$ replications

Test	n = 1000	n = 2000
<i>Contaminated (additive) Benford Distribution for digit 55 ($\alpha = 0.06$)</i>		
LR-multinomial	1.000	1.000
LR-decreasing	1.000	1.000
LR-generalized Benford	0.378	0.636
LR-Rodriguez	0.427	0.640
W_d^2 Imhof	0.665	0.942
W_d^2 chi-square approx.	0.656	0.936
U_d^2 Imhof	0.938	1.000
U_d^2 chi-square approx.	0.935	1.000
A_d^2 Imhof	0.639	0.935
A_d^2 chi-square approx.	0.627	0.931
Pearson's χ^2	1.000	1.000

Proportion of simulated data sets rejecting the null hypothesis when simulated data are from Contaminated Additive Benford distribution for digit 56 with $\alpha = 0.06$, $N = 1000$ replications

Test	n = 1000	n = 2000
<i>Contaminated (additive) Benford Distribution for digit 56 ($\alpha = 0.06$)</i>		
LR-multinomial	1.000	1.000
LR-decreasing	1.000	1.000
LR-generalized Benford	0.400	0.667
LR-Rodriguez	0.406	0.609
W_d^2 Imhof	0.675	0.946
W_d^2 chi-square approx.	0.665	0.944
U_d^2 Imhof	0.935	1.000
U_d^2 chi-square approx.	0.935	1.000
A_d^2 Imhof	0.651	0.941
A_d^2 chi-square approx.	0.641	0.935
Pearson's χ^2	1.000	1.000

Proportion of simulated data sets rejecting the null hypothesis when simulated data are from Contaminated Additive Benford distribution for digit 57 with $\alpha = 0.06$, $N = 1000$ replications

Test	n = 1000	n = 2000
<i>Contaminated (additive) Benford Distribution for digit 57 ($\alpha = 0.06$)</i>		
LR-multinomial	1.000	1.000
LR-decreasing	0.999	1.000
LR-generalized Benford	0.424	0.689
LR-Rodriguez	0.387	0.575
W_d^2 Imhof	0.692	0.951
W_d^2 chi-square approx.	0.682	0.950
U_d^2 Imhof	0.938	1.000
U_d^2 chi-square approx.	0.938	1.000
A_d^2 Imhof	0.663	0.953
A_d^2 chi-square approx.	0.655	0.946
Pearson's χ^2	1.000	1.000

Proportion of simulated data sets rejecting the null hypothesis when simulated data are from Contaminated Additive Benford distribution for digit 58 with $\alpha = 0.06$, $N = 1000$ replications

Test	n = 1000	n = 2000
<i>Contaminated (additive) Benford Distribution for digit 58 ($\alpha = 0.06$)</i>		
LR-multinomial	1.000	1.000
LR-decreasing	0.998	1.000
LR-generalized Benford	0.442	0.711
LR-Rodriguez	0.364	0.538
W_d^2 Imhof	0.696	0.957
W_d^2 chi-square approx.	0.694	0.952
U_d^2 Imhof	0.935	1.000
U_d^2 chi-square approx.	0.934	1.000
A_d^2 Imhof	0.683	0.954
A_d^2 chi-square approx.	0.673	0.953
Pearson's χ^2	1.000	1.000

Proportion of simulated data sets rejecting the null hypothesis when simulated data are from Contaminated Additive Benford distribution for digit 59 with $\alpha = 0.06$, $N = 1000$ replications

Test	n = 1000	n = 2000
<i>Contaminated (additive) Benford Distribution for digit 59 ($\alpha = 0.06$)</i>		
LR-multinomial	1.000	1.000
LR-decreasing	0.996	1.000
LR-generalized Benford	0.461	0.729
LR-Rodriguez	0.342	0.494
W_d^2 Imhof	0.706	0.961
W_d^2 chi-square approx.	0.700	0.958
U_d^2 Imhof	0.934	1.000
U_d^2 chi-square approx.	0.934	1.000
A_d^2 Imhof	0.702	0.961
A_d^2 chi-square approx.	0.691	0.956
Pearson's χ^2	1.000	1.000

Proportion of simulated data sets rejecting the null hypothesis when simulated data are from Contaminated Additive Benford distribution for digit 60 with $\alpha = 0.06$, $N = 1000$ replications

Test	n = 1000	n = 2000
<i>Contaminated (additive) Benford Distribution for digit 60 ($\alpha = 0.06$)</i>		
LR-multinomial	1.000	1.000
LR-decreasing	0.998	1.000
LR-generalized Benford	0.476	0.748
LR-Rodriguez	0.315	0.456
W_d^2 Imhof	0.717	0.961
W_d^2 chi-square approx.	0.710	0.961
U_d^2 Imhof	0.932	1.000
U_d^2 chi-square approx.	0.931	0.999
A_d^2 Imhof	0.711	0.967
A_d^2 chi-square approx.	0.704	0.964
Pearson's χ^2	1.000	1.000

Proportion of simulated data sets rejecting the null hypothesis when simulated data are from Contaminated Additive Benford distribution for digit 61 with $\alpha = 0.06$, $N = 1000$ replications

Test	n = 1000	n = 2000
<i>Contaminated (additive) Benford Distribution for digit 61 ($\alpha = 0.06$)</i>		
LR-multinomial	1.000	1.000
LR-decreasing	0.998	1.000
LR-generalized Benford	0.498	0.766
LR-Rodriguez	0.288	0.413
W_d^2 Imhof	0.729	0.960
W_d^2 chi-square approx.	0.724	0.960
U_d^2 Imhof	0.924	1.000
U_d^2 chi-square approx.	0.924	0.999
A_d^2 Imhof	0.724	0.969
A_d^2 chi-square approx.	0.717	0.967
Pearson's χ^2	1.000	1.000

Proportion of simulated data sets rejecting the null hypothesis when simulated data are from Contaminated Additive Benford distribution for digit 62 with $\alpha = 0.06$, $N = 1000$ replications

Test	n = 1000	n = 2000
<i>Contaminated (additive) Benford Distribution for digit 62 ($\alpha = 0.06$)</i>		
LR-multinomial	1.000	1.000
LR-decreasing	0.997	1.000
LR-generalized Benford	0.514	0.781
LR-Rodriguez	0.260	0.358
W_d^2 Imhof	0.733	0.964
W_d^2 chi-square approx.	0.730	0.963
U_d^2 Imhof	0.919	1.000
U_d^2 chi-square approx.	0.919	1.000
A_d^2 Imhof	0.738	0.971
A_d^2 chi-square approx.	0.728	0.970
Pearson's χ^2	1.000	1.000

Proportion of simulated data sets rejecting the null hypothesis when simulated data are from Contaminated Additive Benford distribution for digit 63 with $\alpha = 0.06$, $N = 1000$ replications

Test	n = 1000	n = 2000
<i>Contaminated (additive) Benford Distribution for digit 63 ($\alpha = 0.06$)</i>		
LR-multinomial	1.000	1.000
LR-decreasing	0.997	1.000
LR-generalized Benford	0.532	0.807
LR-Rodriguez	0.226	0.310
W_d^2 Imhof	0.741	0.966
W_d^2 chi-square approx.	0.735	0.964
U_d^2 Imhof	0.916	1.000
U_d^2 chi-square approx.	0.915	1.000
A_d^2 Imhof	0.752	0.973
A_d^2 chi-square approx.	0.744	0.972
Pearson's χ^2	1.000	1.000

Proportion of simulated data sets rejecting the null hypothesis when simulated data are from Contaminated Additive Benford distribution for digit 64 with $\alpha = 0.06$, $N = 1000$ replications

Test	n = 1000	n = 2000
<i>Contaminated (additive) Benford Distribution for digit 64 ($\alpha = 0.06$)</i>		
LR-multinomial	1.000	1.000
LR-decreasing	0.997	1.000
LR-generalized Benford	0.546	0.825
LR-Rodriguez	0.198	0.264
W_d^2 Imhof	0.753	0.969
W_d^2 chi-square approx.	0.745	0.969
U_d^2 Imhof	0.917	1.000
U_d^2 chi-square approx.	0.913	1.000
A_d^2 Imhof	0.760	0.976
A_d^2 chi-square approx.	0.752	0.974
Pearson's χ^2	1.000	1.000

Proportion of simulated data sets rejecting the null hypothesis when simulated data are from Contaminated Additive Benford distribution for digit 65 with $\alpha = 0.06$, $N = 1000$ replications

Test	n = 1000	n = 2000
<i>Contaminated (additive) Benford Distribution for digit 65 ($\alpha = 0.06$)</i>		
LR-multinomial	1.000	1.000
LR-decreasing	0.997	1.000
LR-generalized Benford	0.563	0.836
LR-Rodriguez	0.178	0.240
W_d^2 Imhof	0.760	0.971
W_d^2 chi-square approx.	0.751	0.970
U_d^2 Imhof	0.915	1.000
U_d^2 chi-square approx.	0.913	1.000
A_d^2 Imhof	0.767	0.980
A_d^2 chi-square approx.	0.764	0.978
Pearson's χ^2	1.000	1.000

Proportion of simulated data sets rejecting the null hypothesis when simulated data are from Contaminated Additive Benford distribution for digit 66 with $\alpha = 0.06$, $N = 1000$ replications

Test	n = 1000	n = 2000
<i>Contaminated (additive) Benford Distribution for digit 66 ($\alpha = 0.06$)</i>		
LR-multinomial	1.000	1.000
LR-decreasing	0.995	1.000
LR-generalized Benford	0.584	0.856
LR-Rodriguez	0.157	0.204
W_d^2 Imhof	0.772	0.974
W_d^2 chi-square approx.	0.767	0.973
U_d^2 Imhof	0.913	1.000
U_d^2 chi-square approx.	0.913	1.000
A_d^2 Imhof	0.779	0.980
A_d^2 chi-square approx.	0.772	0.980
Pearson's χ^2	1.000	1.000

Proportion of simulated data sets rejecting the null hypothesis when simulated data are from Contaminated Additive Benford distribution for digit 67 with $\alpha = 0.06$, $N = 1000$ replications

Test	n = 1000	n = 2000
<i>Contaminated (additive) Benford Distribution for digit 67 ($\alpha = 0.06$)</i>		
LR-multinomial	1.000	1.000
LR-decreasing	0.997	1.000
LR-generalized Benford	0.604	0.866
LR-Rodriguez	0.141	0.162
W_d^2 Imhof	0.784	0.975
W_d^2 chi-square approx.	0.782	0.974
U_d^2 Imhof	0.917	1.000
U_d^2 chi-square approx.	0.913	1.000
A_d^2 Imhof	0.795	0.984
A_d^2 chi-square approx.	0.788	0.981
Pearson's χ^2	1.000	1.000

Proportion of simulated data sets rejecting the null hypothesis when simulated data are from Contaminated Additive Benford distribution for digit 68 with $\alpha = 0.06$, $N = 1000$ replications

Test	n = 1000	n = 2000
<i>Contaminated (additive) Benford Distribution for digit 68 ($\alpha = 0.06$)</i>		
LR-multinomial	1.000	1.000
LR-decreasing	0.997	1.000
LR-generalized Benford	0.620	0.875
LR-Rodriguez	0.126	0.136
W_d^2 Imhof	0.798	0.979
W_d^2 chi-square approx.	0.791	0.977
U_d^2 Imhof	0.918	1.000
U_d^2 chi-square approx.	0.917	1.000
A_d^2 Imhof	0.810	0.986
A_d^2 chi-square approx.	0.805	0.986
Pearson's χ^2	1.000	1.000

Proportion of simulated data sets rejecting the null hypothesis when simulated data are from Contaminated Additive Benford distribution for digit 69 with $\alpha = 0.06$, $N = 1000$ replications

Test	n = 1000	n = 2000
<i>Contaminated (additive) Benford Distribution for digit 69 ($\alpha = 0.06$)</i>		
LR-multinomial	1.000	1.000
LR-decreasing	0.996	1.000
LR-generalized Benford	0.633	0.889
LR-Rodriguez	0.126	0.128
W_d^2 Imhof	0.805	0.981
W_d^2 chi-square approx.	0.800	0.979
U_d^2 Imhof	0.919	1.000
U_d^2 chi-square approx.	0.918	1.000
A_d^2 Imhof	0.824	0.989
A_d^2 chi-square approx.	0.816	0.988
Pearson's χ^2	1.000	1.000

Proportion of simulated data sets rejecting the null hypothesis when simulated data are from Contaminated Additive Benford distribution for digit 70 with $\alpha = 0.06$, $N = 1000$ replications

Test	n = 1000	n = 2000
<i>Contaminated (additive) Benford Distribution for digit 70 ($\alpha = 0.06$)</i>		
LR-multinomial	1.000	1.000
LR-decreasing	0.997	1.000
LR-generalized Benford	0.646	0.895
LR-Rodriguez	0.120	0.118
W_d^2 Imhof	0.814	0.981
W_d^2 chi-square approx.	0.807	0.979
U_d^2 Imhof	0.923	1.000
U_d^2 chi-square approx.	0.922	0.999
A_d^2 Imhof	0.841	0.990
A_d^2 chi-square approx.	0.834	0.989
Pearson's χ^2	1.000	1.000

Proportion of simulated data sets rejecting the null hypothesis when simulated data are from Contaminated Additive Benford distribution for digit 71 with $\alpha = 0.06$, $N = 1000$ replications

Test	n = 1000	n = 2000
<i>Contaminated (additive) Benford Distribution for digit 71 ($\alpha = 0.06$)</i>		
LR-multinomial	1.000	1.000
LR-decreasing	0.995	1.000
LR-generalized Benford	0.658	0.909
LR-Rodriguez	0.115	0.129
W_d^2 Imhof	0.827	0.983
W_d^2 chi-square approx.	0.818	0.983
U_d^2 Imhof	0.921	0.999
U_d^2 chi-square approx.	0.917	0.999
A_d^2 Imhof	0.853	0.991
A_d^2 chi-square approx.	0.847	0.991
Pearson's χ^2	1.000	1.000

Proportion of simulated data sets rejecting the null hypothesis when simulated data are from Contaminated Additive Benford distribution for digit 72 with $\alpha = 0.06$, $N = 1000$ replications

Test	n = 1000	n = 2000
<i>Contaminated (additive) Benford Distribution for digit 72 ($\alpha = 0.06$)</i>		
LR-multinomial	1.000	1.000
LR-decreasing	0.995	1.000
LR-generalized Benford	0.672	0.920
LR-Rodriguez	0.116	0.146
W_d^2 Imhof	0.835	0.985
W_d^2 chi-square approx.	0.830	0.985
U_d^2 Imhof	0.922	0.998
U_d^2 chi-square approx.	0.920	0.998
A_d^2 Imhof	0.873	0.990
A_d^2 chi-square approx.	0.868	0.991
Pearson's χ^2	1.000	1.000

Proportion of simulated data sets rejecting the null hypothesis when simulated data are from Contaminated Additive Benford distribution for digit 73 with $\alpha = 0.06$, $N = 1000$ replications

Test	n = 1000	n = 2000
<i>Contaminated (additive) Benford Distribution for digit 73 ($\alpha = 0.06$)</i>		
LR-multinomial	1.000	1.000
LR-decreasing	0.994	1.000
LR-generalized Benford	0.688	0.923
LR-Rodriguez	0.138	0.178
W_d^2 Imhof	0.848	0.986
W_d^2 chi-square approx.	0.845	0.986
U_d^2 Imhof	0.920	0.998
U_d^2 chi-square approx.	0.918	0.998
A_d^2 Imhof	0.881	0.992
A_d^2 chi-square approx.	0.875	0.992
Pearson's χ^2	1.000	1.000

Proportion of simulated data sets rejecting the null hypothesis when simulated data are from Contaminated Additive Benford distribution for digit 74 with $\alpha = 0.06$, $N = 1000$ replications

Test	n = 1000	n = 2000
<i>Contaminated (additive) Benford Distribution for digit 74 ($\alpha = 0.06$)</i>		
LR-multinomial	1.000	1.000
LR-decreasing	0.995	1.000
LR-generalized Benford	0.697	0.930
LR-Rodriguez	0.148	0.217
W_d^2 Imhof	0.857	0.987
W_d^2 chi-square approx.	0.852	0.987
U_d^2 Imhof	0.915	0.999
U_d^2 chi-square approx.	0.915	0.998
A_d^2 Imhof	0.892	0.994
A_d^2 chi-square approx.	0.889	0.992
Pearson's χ^2	1.000	1.000

Proportion of simulated data sets rejecting the null hypothesis when simulated data are from Contaminated Additive Benford distribution for digit 75 with $\alpha = 0.06$, $N = 1000$ replications

Test	n = 1000	n = 2000
<i>Contaminated (additive) Benford Distribution for digit 75 ($\alpha = 0.06$)</i>		
LR-multinomial	1.000	1.000
LR-decreasing	0.993	1.000
LR-generalized Benford	0.720	0.936
LR-Rodriguez	0.172	0.269
W_d^2 Imhof	0.864	0.988
W_d^2 chi-square approx.	0.858	0.987
U_d^2 Imhof	0.917	0.998
U_d^2 chi-square approx.	0.915	0.998
A_d^2 Imhof	0.900	0.995
A_d^2 chi-square approx.	0.897	0.995
Pearson's χ^2	1.000	1.000

Proportion of simulated data sets rejecting the null hypothesis when simulated data are from Contaminated Additive Benford distribution for digit 76 with $\alpha = 0.06$, $N = 1000$ replications

Test	n = 1000	n = 2000
<i>Contaminated (additive) Benford Distribution for digit 76 ($\alpha = 0.06$)</i>		
LR-multinomial	1.000	1.000
LR-decreasing	0.994	1.000
LR-generalized Benford	0.732	0.939
LR-Rodriguez	0.202	0.339
W_d^2 Imhof	0.870	0.989
W_d^2 chi-square approx.	0.868	0.987
U_d^2 Imhof	0.920	0.998
U_d^2 chi-square approx.	0.916	0.998
A_d^2 Imhof	0.909	0.996
A_d^2 chi-square approx.	0.907	0.995
Pearson's χ^2	1.000	1.000

Proportion of simulated data sets rejecting the null hypothesis when simulated data are from Contaminated Additive Benford distribution for digit 77 with $\alpha = 0.06$, $N = 1000$ replications

Test	n = 1000	n = 2000
<i>Contaminated (additive) Benford Distribution for digit 77 ($\alpha = 0.06$)</i>		
LR-multinomial	1.000	1.000
LR-decreasing	0.995	1.000
LR-generalized Benford	0.751	0.942
LR-Rodriguez	0.242	0.385
W_d^2 Imhof	0.877	0.989
W_d^2 chi-square approx.	0.874	0.988
U_d^2 Imhof	0.919	0.999
U_d^2 chi-square approx.	0.917	0.998
A_d^2 Imhof	0.913	0.996
A_d^2 chi-square approx.	0.910	0.996
Pearson's χ^2	1.000	1.000

Proportion of simulated data sets rejecting the null hypothesis when simulated data are from Contaminated Additive Benford distribution for digit 78 with $\alpha = 0.06$, $N = 1000$ replications

Test	n = 1000	n = 2000
<i>Contaminated (additive) Benford Distribution for digit 78 ($\alpha = 0.06$)</i>		
LR-multinomial	1.000	1.000
LR-decreasing	0.995	1.000
LR-generalized Benford	0.758	0.944
LR-Rodriguez	0.281	0.475
W_d^2 Imhof	0.881	0.990
W_d^2 chi-square approx.	0.880	0.990
U_d^2 Imhof	0.919	0.998
U_d^2 chi-square approx.	0.917	0.997
A_d^2 Imhof	0.917	0.996
A_d^2 chi-square approx.	0.916	0.996
Pearson's χ^2	1.000	1.000

Proportion of simulated data sets rejecting the null hypothesis when simulated data are from Contaminated Additive Benford distribution for digit 79 with $\alpha = 0.06$, $N = 1000$ replications

Test	n = 1000	n = 2000
<i>Contaminated (additive) Benford Distribution for digit 79 ($\alpha = 0.06$)</i>		
LR-multinomial	1.000	1.000
LR-decreasing	0.994	1.000
LR-generalized Benford	0.770	0.952
LR-Rodriguez	0.326	0.529
W_d^2 Imhof	0.889	0.990
W_d^2 chi-square approx.	0.885	0.990
U_d^2 Imhof	0.915	0.998
U_d^2 chi-square approx.	0.912	0.998
A_d^2 Imhof	0.926	0.997
A_d^2 chi-square approx.	0.922	0.996
Pearson's χ^2	1.000	1.000

Proportion of simulated data sets rejecting the null hypothesis when simulated data are from Contaminated Additive Benford distribution for digit 80 with $\alpha = 0.06$, $N = 1000$ replications

Test	n = 1000	n = 2000
<i>Contaminated (additive) Benford Distribution for digit 80 ($\alpha = 0.06$)</i>		
LR-multinomial	1.000	1.000
LR-decreasing	0.994	1.000
LR-generalized Benford	0.785	0.956
LR-Rodriguez	0.366	0.585
W_d^2 Imhof	0.891	0.991
W_d^2 chi-square approx.	0.889	0.990
U_d^2 Imhof	0.910	0.998
U_d^2 chi-square approx.	0.907	0.999
A_d^2 Imhof	0.930	0.997
A_d^2 chi-square approx.	0.928	0.997
Pearson's χ^2	1.000	1.000

Proportion of simulated data sets rejecting the null hypothesis when simulated data are from Contaminated Additive Benford distribution for digit 81 with $\alpha = 0.06$, $N = 1000$ replications

Test	n = 1000	n = 2000
<i>Contaminated (additive) Benford Distribution for digit 81 ($\alpha = 0.06$)</i>		
LR-multinomial	1.000	1.000
LR-decreasing	0.994	1.000
LR-generalized Benford	0.796	0.959
LR-Rodriguez	0.421	0.650
W_d^2 Imhof	0.896	0.992
W_d^2 chi-square approx.	0.894	0.992
U_d^2 Imhof	0.909	0.998
U_d^2 chi-square approx.	0.909	0.999
A_d^2 Imhof	0.940	0.997
A_d^2 chi-square approx.	0.934	0.997
Pearson's χ^2	1.000	1.000

Proportion of simulated data sets rejecting the null hypothesis when simulated data are from Contaminated Additive Benford distribution for digit 82 with $\alpha = 0.06$, $N = 1000$ replications

Test	n = 1000	n = 2000
<i>Contaminated (additive) Benford Distribution for digit 82 ($\alpha = 0.06$)</i>		
LR-multinomial	1.000	1.000
LR-decreasing	0.993	1.000
LR-generalized Benford	0.810	0.963
LR-Rodriguez	0.483	0.716
W_d^2 Imhof	0.901	0.993
W_d^2 chi-square approx.	0.898	0.993
U_d^2 Imhof	0.910	0.998
U_d^2 chi-square approx.	0.908	0.998
A_d^2 Imhof	0.947	0.997
A_d^2 chi-square approx.	0.944	0.997
Pearson's χ^2	1.000	1.000

Proportion of simulated data sets rejecting the null hypothesis when simulated data are from Contaminated Additive Benford distribution for digit 83 with $\alpha = 0.06$, $N = 1000$ replications

Test	n = 1000	n = 2000
<i>Contaminated (additive) Benford Distribution for digit 83 ($\alpha = 0.06$)</i>		
LR-multinomial	1.000	1.000
LR-decreasing	0.992	1.000
LR-generalized Benford	0.821	0.965
LR-Rodriguez	0.514	0.770
W_d^2 Imhof	0.903	0.993
W_d^2 chi-square approx.	0.902	0.993
U_d^2 Imhof	0.910	0.998
U_d^2 chi-square approx.	0.908	0.998
A_d^2 Imhof	0.959	0.999
A_d^2 chi-square approx.	0.957	0.999
Pearson's χ^2	1.000	1.000

Proportion of simulated data sets rejecting the null hypothesis when simulated data are from Contaminated Additive Benford distribution for digit 84 with $\alpha = 0.06$, $N = 1000$ replications

Test	n = 1000	n = 2000
<i>Contaminated (additive) Benford Distribution for digit 84 ($\alpha = 0.06$)</i>		
LR-multinomial	1.000	1.000
LR-decreasing	0.994	1.000
LR-generalized Benford	0.830	0.967
LR-Rodriguez	0.568	0.817
W_d^2 Imhof	0.907	0.993
W_d^2 chi-square approx.	0.904	0.993
U_d^2 Imhof	0.912	0.998
U_d^2 chi-square approx.	0.911	0.998
A_d^2 Imhof	0.964	0.999
A_d^2 chi-square approx.	0.962	0.999
Pearson's χ^2	1.000	1.000

Proportion of simulated data sets rejecting the null hypothesis when simulated data are from Contaminated Additive Benford distribution for digit 85 with $\alpha = 0.06$, $N = 1000$ replications

Test	n = 1000	n = 2000
<i>Contaminated (additive) Benford Distribution for digit 85 ($\alpha = 0.06$)</i>		
LR-multinomial	1.000	1.000
LR-decreasing	0.992	1.000
LR-generalized Benford	0.833	0.975
LR-Rodriguez	0.618	0.867
W_d^2 Imhof	0.911	0.994
W_d^2 chi-square approx.	0.910	0.994
U_d^2 Imhof	0.913	0.998
U_d^2 chi-square approx.	0.911	0.998
A_d^2 Imhof	0.973	1.000
A_d^2 chi-square approx.	0.972	1.000
Pearson's χ^2	1.000	1.000

Proportion of simulated data sets rejecting the null hypothesis when simulated data are from Contaminated Additive Benford distribution for digit 86 with $\alpha = 0.06$, $N = 1000$ replications

Test	n = 1000	n = 2000
<i>Contaminated (additive) Benford Distribution for digit 86 ($\alpha = 0.06$)</i>		
LR-multinomial	1.000	1.000
LR-decreasing	0.993	1.000
LR-generalized Benford	0.841	0.975
LR-Rodriguez	0.663	0.905
W_d^2 Imhof	0.917	0.995
W_d^2 chi-square approx.	0.914	0.995
U_d^2 Imhof	0.915	0.998
U_d^2 chi-square approx.	0.912	0.998
A_d^2 Imhof	0.977	1.000
A_d^2 chi-square approx.	0.977	1.000
Pearson's χ^2	1.000	1.000

Proportion of simulated data sets rejecting the null hypothesis when simulated data are from Contaminated Additive Benford distribution for digit 87 with $\alpha = 0.06$, $N = 1000$ replications

Test	n = 1000	n = 2000
<i>Contaminated (additive) Benford Distribution for digit 87 ($\alpha = 0.06$)</i>		
LR-multinomial	1.000	1.000
LR-decreasing	0.994	1.000
LR-generalized Benford	0.848	0.977
LR-Rodriguez	0.701	0.928
W_d^2 Imhof	0.922	0.995
W_d^2 chi-square approx.	0.921	0.995
U_d^2 Imhof	0.914	0.997
U_d^2 chi-square approx.	0.911	0.997
A_d^2 Imhof	0.981	1.000
A_d^2 chi-square approx.	0.979	1.000
Pearson's χ^2	1.000	1.000

Proportion of simulated data sets rejecting the null hypothesis when simulated data are from Contaminated Additive Benford distribution for digit 88 with $\alpha = 0.06$, $N = 1000$ replications

Test	n = 1000	n = 2000
<i>Contaminated (additive) Benford Distribution for digit 88 ($\alpha = 0.06$)</i>		
LR-multinomial	1.000	1.000
LR-decreasing	0.995	1.000
LR-generalized Benford	0.856	0.981
LR-Rodriguez	0.738	0.945
W_d^2 Imhof	0.926	0.996
W_d^2 chi-square approx.	0.924	0.996
U_d^2 Imhof	0.916	0.997
U_d^2 chi-square approx.	0.915	0.997
A_d^2 Imhof	0.987	1.000
A_d^2 chi-square approx.	0.986	1.000
Pearson's χ^2	1.000	1.000

Proportion of simulated data sets rejecting the null hypothesis when simulated data are from Contaminated Additive Benford distribution for digit 89 with $\alpha = 0.06$, $N = 1000$ replications

Test	n = 1000	n = 2000
<i>Contaminated (additive) Benford Distribution for digit 89 ($\alpha = 0.06$)</i>		
LR-multinomial	1.000	1.000
LR-decreasing	0.995	1.000
LR-generalized Benford	0.865	0.984
LR-Rodriguez	0.787	0.957
W_d^2 Imhof	0.928	0.996
W_d^2 chi-square approx.	0.926	0.996
U_d^2 Imhof	0.918	0.996
U_d^2 chi-square approx.	0.916	0.996
A_d^2 Imhof	0.990	0.999
A_d^2 chi-square approx.	0.990	1.000
Pearson's χ^2	1.000	1.000

Proportion of simulated data sets rejecting the null hypothesis when simulated data are from Contaminated Additive Benford distribution for digit 90 with $\alpha = 0.06$, $N = 1000$ replications

Test	n = 1000	n = 2000
<i>Contaminated (additive) Benford Distribution for digit 90 ($\alpha = 0.06$)</i>		
LR-multinomial	1.000	1.000
LR-decreasing	0.996	1.000
LR-generalized Benford	0.868	0.985
LR-Rodriguez	0.827	0.971
W_d^2 Imhof	0.935	0.997
W_d^2 chi-square approx.	0.931	0.996
U_d^2 Imhof	0.918	0.996
U_d^2 chi-square approx.	0.917	0.996
A_d^2 Imhof	0.992	1.000
A_d^2 chi-square approx.	0.991	1.000
Pearson's χ^2	1.000	1.000

Proportion of simulated data sets rejecting the null hypothesis when simulated data are from Contaminated Additive Benford distribution for digit 91 with $\alpha = 0.06$, $N = 1000$ replications

Test	n = 1000	n = 2000
<i>Contaminated (additive) Benford Distribution for digit 91 ($\alpha = 0.06$)</i>		
LR-multinomial	1.000	1.000
LR-decreasing	0.997	1.000
LR-generalized Benford	0.872	0.986
LR-Rodriguez	0.857	0.982
W_d^2 Imhof	0.937	0.998
W_d^2 chi-square approx.	0.935	0.997
U_d^2 Imhof	0.921	0.996
U_d^2 chi-square approx.	0.919	0.996
A_d^2 Imhof	0.994	1.000
A_d^2 chi-square approx.	0.994	1.000
Pearson's χ^2	1.000	1.000

Proportion of simulated data sets rejecting the null hypothesis when simulated data are from Contaminated Additive Benford distribution for digit 92 with $\alpha = 0.06$, $N = 1000$ replications

Test	n = 1000	n = 2000
<i>Contaminated (additive) Benford Distribution for digit 92 ($\alpha = 0.06$)</i>		
LR-multinomial	1.000	1.000
LR-decreasing	0.997	1.000
LR-generalized Benford	0.878	0.988
LR-Rodriguez	0.880	0.985
W_d^2 Imhof	0.943	0.999
W_d^2 chi-square approx.	0.939	0.999
U_d^2 Imhof	0.922	0.996
U_d^2 chi-square approx.	0.921	0.994
A_d^2 Imhof	0.995	1.000
A_d^2 chi-square approx.	0.994	1.000
Pearson's χ^2	1.000	1.000

Proportion of simulated data sets rejecting the null hypothesis when simulated data are from Contaminated Additive Benford distribution for digit 93 with $\alpha = 0.06$, $N = 1000$ replications

Test	n = 1000	n = 2000
<i>Contaminated (additive) Benford Distribution for digit 93 ($\alpha = 0.06$)</i>		
LR-multinomial	1.000	1.000
LR-decreasing	0.996	1.000
LR-generalized Benford	0.887	0.989
LR-Rodriguez	0.901	0.988
W_d^2 Imhof	0.946	0.998
W_d^2 chi-square approx.	0.944	0.998
U_d^2 Imhof	0.921	0.994
U_d^2 chi-square approx.	0.920	0.994
A_d^2 Imhof	0.997	1.000
A_d^2 chi-square approx.	0.997	1.000
Pearson's χ^2	1.000	1.000

Proportion of simulated data sets rejecting the null hypothesis when simulated data are from Contaminated Additive Benford distribution for digit 94 with $\alpha = 0.06$, $N = 1000$ replications

Test	n = 1000	n = 2000
<i>Contaminated (additive) Benford Distribution for digit 94 ($\alpha = 0.06$)</i>		
LR-multinomial	1.000	1.000
LR-decreasing	0.997	1.000
LR-generalized Benford	0.889	0.991
LR-Rodriguez	0.914	0.991
W_d^2 Imhof	0.951	0.999
W_d^2 chi-square approx.	0.951	0.998
U_d^2 Imhof	0.922	0.994
U_d^2 chi-square approx.	0.919	0.994
A_d^2 Imhof	0.999	1.000
A_d^2 chi-square approx.	0.999	1.000
Pearson's χ^2	1.000	1.000

Proportion of simulated data sets rejecting the null hypothesis when simulated data are from Contaminated Additive Benford distribution for digit 95 with $\alpha = 0.06$, $N = 1000$ replications

Test	n = 1000	n = 2000
<i>Contaminated (additive) Benford Distribution for digit 95 ($\alpha = 0.06$)</i>		
LR-multinomial	1.000	1.000
LR-decreasing	0.996	1.000
LR-generalized Benford	0.896	0.990
LR-Rodriguez	0.926	0.994
W_d^2 Imhof	0.955	0.999
W_d^2 chi-square approx.	0.954	0.999
U_d^2 Imhof	0.920	0.994
U_d^2 chi-square approx.	0.919	0.994
A_d^2 Imhof	0.999	1.000
A_d^2 chi-square approx.	0.999	1.000
Pearson's χ^2	1.000	1.000

Proportion of simulated data sets rejecting the null hypothesis when simulated data are from Contaminated Additive Benford distribution for digit 96 with $\alpha = 0.06$, $N = 1000$ replications

Test	n = 1000	n = 2000
<i>Contaminated (additive) Benford Distribution for digit 96 ($\alpha = 0.06$)</i>		
LR-multinomial	1.000	1.000
LR-decreasing	0.996	1.000
LR-generalized Benford	0.903	0.991
LR-Rodriguez	0.942	0.997
W_d^2 Imhof	0.960	1.000
W_d^2 chi-square approx.	0.959	1.000
U_d^2 Imhof	0.921	0.994
U_d^2 chi-square approx.	0.920	0.994
A_d^2 Imhof	0.999	1.000
A_d^2 chi-square approx.	0.999	1.000
Pearson's χ^2	1.000	1.000

Proportion of simulated data sets rejecting the null hypothesis when simulated data are from Contaminated Additive Benford distribution for digit 97 with $\alpha = 0.06$, $N = 1000$ replications

Test	n = 1000	n = 2000
<i>Contaminated (additive) Benford Distribution for digit 97 ($\alpha = 0.06$)</i>		
LR-multinomial	1.000	1.000
LR-decreasing	0.996	1.000
LR-generalized Benford	0.904	0.992
LR-Rodriguez	0.955	0.998
W_d^2 Imhof	0.964	1.000
W_d^2 chi-square approx.	0.963	1.000
U_d^2 Imhof	0.922	0.994
U_d^2 chi-square approx.	0.922	0.994
A_d^2 Imhof	1.000	1.000
A_d^2 chi-square approx.	1.000	1.000
Pearson's χ^2	1.000	1.000

Proportion of simulated data sets rejecting the null hypothesis when simulated data are from Contaminated Additive Benford distribution for digit 98 with $\alpha = 0.06$, $N = 1000$ replications

Test	n = 1000	n = 2000
<i>Contaminated (additive) Benford Distribution for digit 98 ($\alpha = 0.06$)</i>		
LR-multinomial	1.000	1.000
LR-decreasing	0.992	1.000
LR-generalized Benford	0.909	0.993
LR-Rodriguez	0.964	0.998
W_d^2 Imhof	0.966	1.000
W_d^2 chi-square approx.	0.966	1.000
U_d^2 Imhof	0.921	0.994
U_d^2 chi-square approx.	0.920	0.994
A_d^2 Imhof	1.000	1.000
A_d^2 chi-square approx.	1.000	1.000
Pearson's χ^2	1.000	1.000

Proportion of simulated data sets rejecting the null hypothesis when simulated data are from Contaminated Additive Benford distribution for digit 99 with $\alpha = 0.06$, $N = 1000$ replications

Test	n = 1000	n = 2000
<i>Contaminated (additive) Benford Distribution for digit 99 ($\alpha = 0.06$)</i>		
LR-multinomial	1.000	1.000
LR-decreasing	0.992	1.000
LR-generalized Benford	0.913	0.993
LR-Rodriguez	0.972	0.998
W_d^2 Imhof	0.970	1.000
W_d^2 chi-square approx.	0.968	1.000
U_d^2 Imhof	0.918	0.994
U_d^2 chi-square approx.	0.915	0.994
A_d^2 Imhof	1.000	1.000
A_d^2 chi-square approx.	1.000	1.000
Pearson's χ^2	1.000	1.000

Proportion of simulated data set rejecting the null hypothesis when simulated data are from Contaminated Multiplicative Benford distribution for digits 11-99 with $\alpha = 1.2$, $N = 1000$

Proportion of simulated data set rejecting the null hypothesis when simulated data are from Contaminated Multiplicative Benford distribution for digit 11 with $\alpha = 1.2$, $N = 1000$ replications

Test	n = 1000	n = 2000
<i>Contaminated (multiplicative) Benford Distribution for digit 11 ($\alpha = 1.2$)</i>		
LR-multinomial	0.101	0.094
LR-decreasing	0.080	0.097
LR-generalized Benford	0.069	0.077
LR-Rodriguez	0.067	0.095
W_d^2 Imhof	0.068	0.075
W_d^2 chi-square approx.	0.068	0.073
U_d^2 Imhof	0.059	0.076
U_d^2 chi-square approx.	0.059	0.074
A_d^2 Imhof	0.074	0.086
A_d^2 chi-square approx.	0.068	0.082
Pearson's χ^2	0.063	0.072

Proportion of simulated data set rejecting the null hypothesis when simulated data are from Contaminated Multiplicative Benford distribution for digit 12 with $\alpha = 1.2$, $N = 1000$ replications

Test	n = 1000	n = 2000
<i>Contaminated (multiplicative) Benford Distribution for digit 12 ($\alpha = 1.2$)</i>		
LR-multinomial	0.088	0.086
LR-decreasing	0.066	0.084
LR-generalized Benford	0.060	0.069
LR-Rodriguez	0.054	0.077
W_d^2 Imhof	0.057	0.069
W_d^2 chi-square approx.	0.056	0.064
U_d^2 Imhof	0.051	0.070
U_d^2 chi-square approx.	0.050	0.070
A_d^2 Imhof	0.061	0.072
A_d^2 chi-square approx.	0.058	0.069
Pearson's χ^2	0.060	0.066

Proportion of simulated data set rejecting the null hypothesis when simulated data are from Contaminated Multiplicative Benford distribution for digit 13 with $\alpha = 1.2$, $N = 1000$ replications

Test	n = 1000	n = 2000
<i>Contaminated (multiplicative) Benford Distribution for digit 13 ($\alpha = 1.2$)</i>		
LR-multinomial	0.098	0.087
LR-decreasing	0.069	0.079
LR-generalized Benford	0.055	0.057
LR-Rodriguez	0.046	0.068
W_d^2 Imhof	0.055	0.059
W_d^2 chi-square approx.	0.054	0.058
U_d^2 Imhof	0.055	0.068
U_d^2 chi-square approx.	0.055	0.066
A_d^2 Imhof	0.054	0.061
A_d^2 chi-square approx.	0.051	0.057
Pearson's χ^2	0.069	0.071

Proportion of simulated data set rejecting the null hypothesis when simulated data are from Contaminated Multiplicative Benford distribution for digit 14 with $\alpha = 1.2$, $N = 1000$ replications

Test	n = 1000	n = 2000
<i>Contaminated (multiplicative) Benford Distribution for digit 14 ($\alpha = 1.2$)</i>		
LR-multinomial	0.090	0.082
LR-decreasing	0.057	0.073
LR-generalized Benford	0.050	0.051
LR-Rodriguez	0.047	0.063
W_d^2 Imhof	0.052	0.056
W_d^2 chi-square approx.	0.051	0.055
U_d^2 Imhof	0.052	0.067
U_d^2 chi-square approx.	0.051	0.065
A_d^2 Imhof	0.048	0.059
A_d^2 chi-square approx.	0.048	0.056
Pearson's χ^2	0.065	0.069

Proportion of simulated data set rejecting the null hypothesis when simulated data are from Contaminated Multiplicative Benford distribution for digit 15 with $\alpha = 1.2$, $N = 1000$ replications

Test	n = 1000	n = 2000
<i>Contaminated (multiplicative) Benford Distribution for digit 15 ($\alpha = 1.2$)</i>		
LR-multinomial	0.087	0.074
LR-decreasing	0.063	0.072
LR-generalized Benford	0.055	0.054
LR-Rodriguez	0.045	0.065
W_d^2 Imhof	0.055	0.057
W_d^2 chi-square approx.	0.051	0.054
U_d^2 Imhof	0.054	0.064
U_d^2 chi-square approx.	0.052	0.061
A_d^2 Imhof	0.049	0.056
A_d^2 chi-square approx.	0.048	0.054
Pearson's χ^2	0.060	0.071

Proportion of simulated data set rejecting the null hypothesis when simulated data are from Contaminated Multiplicative Benford distribution for digit 16 with $\alpha = 1.2$, $N = 1000$ replications

Test	n = 1000	n = 2000
<i>Contaminated (multiplicative) Benford Distribution for digit 16 ($\alpha = 1.2$)</i>		
LR-multinomial	0.094	0.078
LR-decreasing	0.059	0.066
LR-generalized Benford	0.051	0.049
LR-Rodriguez	0.047	0.062
W_d^2 Imhof	0.051	0.053
W_d^2 chi-square approx.	0.049	0.049
U_d^2 Imhof	0.051	0.058
U_d^2 chi-square approx.	0.051	0.057
A_d^2 Imhof	0.048	0.054
A_d^2 chi-square approx.	0.048	0.053
Pearson's χ^2	0.070	0.060

Proportion of simulated data set rejecting the null hypothesis when simulated data are from Contaminated Multiplicative Benford distribution for digit 17 with $\alpha = 1.2$, $N = 1000$ replications

Test	n = 1000	n = 2000
<i>Contaminated (multiplicative) Benford Distribution for digit 17 ($\alpha = 1.2$)</i>		
LR-multinomial	0.093	0.073
LR-decreasing	0.051	0.065
LR-generalized Benford	0.048	0.044
LR-Rodriguez	0.047	0.054
W_d^2 Imhof	0.048	0.049
W_d^2 chi-square approx.	0.046	0.042
U_d^2 Imhof	0.054	0.060
U_d^2 chi-square approx.	0.053	0.058
A_d^2 Imhof	0.045	0.049
A_d^2 chi-square approx.	0.045	0.047
Pearson's χ^2	0.072	0.064

Proportion of simulated data set rejecting the null hypothesis when simulated data are from Contaminated Multiplicative Benford distribution for digit 18 with $\alpha = 1.2$, $N = 1000$ replications

Test	n = 1000	n = 2000
<i>Contaminated (multiplicative) Benford Distribution for digit 18 ($\alpha = 1.2$)</i>		
LR-multinomial	0.096	0.060
LR-decreasing	0.053	0.061
LR-generalized Benford	0.048	0.043
LR-Rodriguez	0.048	0.053
W_d^2 Imhof	0.047	0.044
W_d^2 chi-square approx.	0.047	0.043
U_d^2 Imhof	0.052	0.058
U_d^2 chi-square approx.	0.051	0.057
A_d^2 Imhof	0.045	0.048
A_d^2 chi-square approx.	0.041	0.045
Pearson's χ^2	0.069	0.063

Proportion of simulated data set rejecting the null hypothesis when simulated data are from Contaminated Multiplicative Benford distribution for digit 19 with $\alpha = 1.2$, $N = 1000$ replications

Test	n = 1000	n = 2000
<i>Contaminated (multiplicative) Benford Distribution for digit 19 ($\alpha = 1.2$)</i>		
LR-multinomial	0.090	0.064
LR-decreasing	0.057	0.052
LR-generalized Benford	0.048	0.041
LR-Rodriguez	0.046	0.050
W_d^2 Imhof	0.051	0.045
W_d^2 chi-square approx.	0.048	0.045
U_d^2 Imhof	0.049	0.061
U_d^2 chi-square approx.	0.049	0.061
A_d^2 Imhof	0.046	0.050
A_d^2 chi-square approx.	0.041	0.046
Pearson's χ^2	0.059	0.056

Proportion of simulated data set rejecting the null hypothesis when simulated data are from Contaminated Multiplicative Benford distribution for digit 20 with $\alpha = 1.2$, $N = 1000$ replications

Test	n = 1000	n = 2000
<i>Contaminated (multiplicative) Benford Distribution for digit 20 ($\alpha = 1.2$)</i>		
LR-multinomial	0.082	0.062
LR-decreasing	0.053	0.059
LR-generalized Benford	0.050	0.047
LR-Rodriguez	0.052	0.058
W_d^2 Imhof	0.049	0.051
W_d^2 chi-square approx.	0.047	0.047
U_d^2 Imhof	0.050	0.060
U_d^2 chi-square approx.	0.048	0.059
A_d^2 Imhof	0.049	0.051
A_d^2 chi-square approx.	0.047	0.046
Pearson's χ^2	0.067	0.054

Proportion of simulated data set rejecting the null hypothesis when simulated data are from Contaminated Multiplicative Benford distribution for digit 21 with $\alpha = 1.2$, $N = 1000$ replications

Test	n = 1000	n = 2000
<i>Contaminated (multiplicative) Benford Distribution for digit 21 ($\alpha = 1.2$)</i>		
LR-multinomial	0.083	0.063
LR-decreasing	0.054	0.059
LR-generalized Benford	0.048	0.046
LR-Rodriguez	0.048	0.058
W_d^2 Imhof	0.049	0.041
W_d^2 chi-square approx.	0.046	0.041
U_d^2 Imhof	0.053	0.055
U_d^2 chi-square approx.	0.051	0.055
A_d^2 Imhof	0.043	0.044
A_d^2 chi-square approx.	0.040	0.040
Pearson's χ^2	0.057	0.056

Proportion of simulated data set rejecting the null hypothesis when simulated data are from Contaminated Multiplicative Benford distribution for digit 22 with $\alpha = 1.2$, $N = 1000$ replications

Test	n = 1000	n = 2000
<i>Contaminated (multiplicative) Benford Distribution for digit 22 ($\alpha = 1.2$)</i>		
LR-multinomial	0.085	0.068
LR-decreasing	0.054	0.055
LR-generalized Benford	0.047	0.044
LR-Rodriguez	0.048	0.058
W_d^2 Imhof	0.045	0.043
W_d^2 chi-square approx.	0.043	0.041
U_d^2 Imhof	0.049	0.056
U_d^2 chi-square approx.	0.048	0.055
A_d^2 Imhof	0.043	0.044
A_d^2 chi-square approx.	0.040	0.041
Pearson's χ^2	0.055	0.059

Proportion of simulated data set rejecting the null hypothesis when simulated data are from Contaminated Multiplicative Benford distribution for digit 23 with $\alpha = 1.2$, $N = 1000$ replications

Test	n = 1000	n = 2000
<i>Contaminated (multiplicative) Benford Distribution for digit 23 ($\alpha = 1.2$)</i>		
LR-multinomial	0.090	0.065
LR-decreasing	0.054	0.055
LR-generalized Benford	0.049	0.047
LR-Rodriguez	0.049	0.058
W_d^2 Imhof	0.047	0.040
W_d^2 chi-square approx.	0.042	0.037
U_d^2 Imhof	0.050	0.054
U_d^2 chi-square approx.	0.048	0.052
A_d^2 Imhof	0.039	0.043
A_d^2 chi-square approx.	0.037	0.040
Pearson's χ^2	0.059	0.059

Proportion of simulated data set rejecting the null hypothesis when simulated data are from Contaminated Multiplicative Benford distribution for digit 24 with $\alpha = 1.2$, $N = 1000$ replications

Test	n = 1000	n = 2000
<i>Contaminated (multiplicative) Benford Distribution for digit 24 ($\alpha = 1.2$)</i>		
LR-multinomial	0.091	0.061
LR-decreasing	0.055	0.054
LR-generalized Benford	0.048	0.047
LR-Rodriguez	0.050	0.057
W_d^2 Imhof	0.044	0.040
W_d^2 chi-square approx.	0.041	0.038
U_d^2 Imhof	0.050	0.050
U_d^2 chi-square approx.	0.048	0.050
A_d^2 Imhof	0.039	0.042
A_d^2 chi-square approx.	0.036	0.041
Pearson's χ^2	0.062	0.059

Proportion of simulated data set rejecting the null hypothesis when simulated data are from Contaminated Multiplicative Benford distribution for digit 25 with $\alpha = 1.2$, $N = 1000$ replications

Test	n = 1000	n = 2000
<i>Contaminated (multiplicative) Benford Distribution for digit 25 ($\alpha = 1.2$)</i>		
LR-multinomial	0.081	0.063
LR-decreasing	0.057	0.050
LR-generalized Benford	0.049	0.046
LR-Rodriguez	0.048	0.059
W_d^2 Imhof	0.041	0.040
W_d^2 chi-square approx.	0.041	0.039
U_d^2 Imhof	0.048	0.051
U_d^2 chi-square approx.	0.045	0.051
A_d^2 Imhof	0.040	0.048
A_d^2 chi-square approx.	0.034	0.046
Pearson's χ^2	0.058	0.058

Proportion of simulated data set rejecting the null hypothesis when simulated data are from Contaminated Multiplicative Benford distribution for digit 26 with $\alpha = 1.2$, $N = 1000$ replications

Test	n = 1000	n = 2000
<i>Contaminated (multiplicative) Benford Distribution for digit 26 ($\alpha = 1.2$)</i>		
LR-multinomial	0.089	0.066
LR-decreasing	0.051	0.051
LR-generalized Benford	0.049	0.044
LR-Rodriguez	0.054	0.060
W_d^2 Imhof	0.047	0.043
W_d^2 chi-square approx.	0.043	0.040
U_d^2 Imhof	0.051	0.054
U_d^2 chi-square approx.	0.051	0.054
A_d^2 Imhof	0.042	0.044
A_d^2 chi-square approx.	0.041	0.041
Pearson's χ^2	0.067	0.060

Proportion of simulated data set rejecting the null hypothesis when simulated data are from Contaminated Multiplicative Benford distribution for digit 27 with $\alpha = 1.2$, $N = 1000$ replications

Test	n = 1000	n = 2000
<i>Contaminated (multiplicative) Benford Distribution for digit 27 ($\alpha = 1.2$)</i>		
LR-multinomial	0.090	0.071
LR-decreasing	0.060	0.054
LR-generalized Benford	0.050	0.045
LR-Rodriguez	0.052	0.060
W_d^2 Imhof	0.047	0.036
W_d^2 chi-square approx.	0.044	0.036
U_d^2 Imhof	0.045	0.050
U_d^2 chi-square approx.	0.044	0.050
A_d^2 Imhof	0.042	0.045
A_d^2 chi-square approx.	0.040	0.043
Pearson's χ^2	0.063	0.052

Proportion of simulated data set rejecting the null hypothesis when simulated data are from Contaminated Multiplicative Benford distribution for digit 28 with $\alpha = 1.2$, $N = 1000$ replications

Test	n = 1000	n = 2000
<i>Contaminated (multiplicative) Benford Distribution for digit 28 ($\alpha = 1.2$)</i>		
LR-multinomial	0.087	0.072
LR-decreasing	0.060	0.052
LR-generalized Benford	0.051	0.047
LR-Rodriguez	0.053	0.057
W_d^2 Imhof	0.045	0.041
W_d^2 chi-square approx.	0.043	0.038
U_d^2 Imhof	0.042	0.050
U_d^2 chi-square approx.	0.042	0.050
A_d^2 Imhof	0.044	0.047
A_d^2 chi-square approx.	0.041	0.045
Pearson's χ^2	0.055	0.067

Proportion of simulated data set rejecting the null hypothesis when simulated data are from Contaminated Multiplicative Benford distribution for digit 29 with $\alpha = 1.2$, $N = 1000$ replications

Test	n = 1000	n = 2000
<i>Contaminated (multiplicative) Benford Distribution for digit 29 ($\alpha = 1.2$)</i>		
LR-multinomial	0.094	0.078
LR-decreasing	0.052	0.052
LR-generalized Benford	0.048	0.045
LR-Rodriguez	0.050	0.059
W_d^2 Imhof	0.043	0.039
W_d^2 chi-square approx.	0.042	0.039
U_d^2 Imhof	0.050	0.054
U_d^2 chi-square approx.	0.050	0.053
A_d^2 Imhof	0.043	0.045
A_d^2 chi-square approx.	0.040	0.043
Pearson's χ^2	0.060	0.070

Proportion of simulated data set rejecting the null hypothesis when simulated data are from Contaminated Multiplicative Benford distribution for digit 30 with $\alpha = 1.2$, $N = 1000$ replications

Test	n = 1000	n = 2000
<i>Contaminated (multiplicative) Benford Distribution for digit 30 ($\alpha = 1.2$)</i>		
LR-multinomial	0.090	0.078
LR-decreasing	0.054	0.055
LR-generalized Benford	0.048	0.046
LR-Rodriguez	0.050	0.060
W_d^2 Imhof	0.046	0.039
W_d^2 chi-square approx.	0.045	0.039
U_d^2 Imhof	0.051	0.054
U_d^2 chi-square approx.	0.051	0.053
A_d^2 Imhof	0.042	0.044
A_d^2 chi-square approx.	0.041	0.042
Pearson's χ^2	0.065	0.070

Proportion of simulated data set rejecting the null hypothesis when simulated data are from Contaminated Multiplicative Benford distribution for digit 31 with $\alpha = 1.2$, $N = 1000$ replications

Test	n = 1000	n = 2000
<i>Contaminated (multiplicative) Benford Distribution for digit 31 ($\alpha = 1.2$)</i>		
LR-multinomial	0.085	0.071
LR-decreasing	0.051	0.051
LR-generalized Benford	0.051	0.045
LR-Rodriguez	0.050	0.062
W_d^2 Imhof	0.045	0.044
W_d^2 chi-square approx.	0.043	0.041
U_d^2 Imhof	0.046	0.052
U_d^2 chi-square approx.	0.046	0.052
A_d^2 Imhof	0.045	0.047
A_d^2 chi-square approx.	0.040	0.044
Pearson's χ^2	0.066	0.064

Proportion of simulated data set rejecting the null hypothesis when simulated data are from Contaminated Multiplicative Benford distribution for digit 32 with $\alpha = 1.2$, $N = 1000$ replications

Test	n = 1000	n = 2000
<i>Contaminated (multiplicative) Benford Distribution for digit 32 ($\alpha = 1.2$)</i>		
LR-multinomial	0.087	0.078
LR-decreasing	0.052	0.052
LR-generalized Benford	0.050	0.046
LR-Rodriguez	0.054	0.063
W_d^2 Imhof	0.044	0.038
W_d^2 chi-square approx.	0.042	0.038
U_d^2 Imhof	0.049	0.050
U_d^2 chi-square approx.	0.048	0.050
A_d^2 Imhof	0.042	0.046
A_d^2 chi-square approx.	0.037	0.044
Pearson's χ^2	0.059	0.070

Proportion of simulated data set rejecting the null hypothesis when simulated data are from Contaminated Multiplicative Benford distribution for digit 33 with $\alpha = 1.2$, $N = 1000$ replications

Test	n = 1000	n = 2000
<i>Contaminated (multiplicative) Benford Distribution for digit 33 ($\alpha = 1.2$)</i>		
LR-multinomial	0.089	0.078
LR-decreasing	0.056	0.051
LR-generalized Benford	0.050	0.045
LR-Rodriguez	0.053	0.060
W_d^2 Imhof	0.045	0.042
W_d^2 chi-square approx.	0.044	0.040
U_d^2 Imhof	0.043	0.053
U_d^2 chi-square approx.	0.043	0.052
A_d^2 Imhof	0.040	0.048
A_d^2 chi-square approx.	0.040	0.047
Pearson's χ^2	0.068	0.064

Proportion of simulated data set rejecting the null hypothesis when simulated data are from Contaminated Multiplicative Benford distribution for digit 34 with $\alpha = 1.2$, $N = 1000$ replications

Test	n = 1000	n = 2000
<i>Contaminated (multiplicative) Benford Distribution for digit 34 ($\alpha = 1.2$)</i>		
LR-multinomial	0.091	0.076
LR-decreasing	0.057	0.047
LR-generalized Benford	0.048	0.047
LR-Rodriguez	0.052	0.061
W_d^2 Imhof	0.044	0.043
W_d^2 chi-square approx.	0.042	0.039
U_d^2 Imhof	0.049	0.048
U_d^2 chi-square approx.	0.048	0.048
A_d^2 Imhof	0.043	0.049
A_d^2 chi-square approx.	0.039	0.046
Pearson's χ^2	0.066	0.066

Proportion of simulated data set rejecting the null hypothesis when simulated data are from Contaminated Multiplicative Benford distribution for digit 35 with $\alpha = 1.2$, $N = 1000$ replications

Test	n = 1000	n = 2000
<i>Contaminated (multiplicative) Benford Distribution for digit 35 ($\alpha = 1.2$)</i>		
LR-multinomial	0.090	0.073
LR-decreasing	0.056	0.047
LR-generalized Benford	0.050	0.045
LR-Rodriguez	0.052	0.060
W_d^2 Imhof	0.046	0.041
W_d^2 chi-square approx.	0.043	0.039
U_d^2 Imhof	0.048	0.052
U_d^2 chi-square approx.	0.048	0.052
A_d^2 Imhof	0.041	0.049
A_d^2 chi-square approx.	0.040	0.046
Pearson's χ^2	0.068	0.071

Proportion of simulated data set rejecting the null hypothesis when simulated data are from Contaminated Multiplicative Benford distribution for digit 36 with $\alpha = 1.2$, $N = 1000$ replications

Test	n = 1000	n = 2000
<i>Contaminated (multiplicative) Benford Distribution for digit 36 ($\alpha = 1.2$)</i>		
LR-multinomial	0.086	0.072
LR-decreasing	0.052	0.046
LR-generalized Benford	0.049	0.046
LR-Rodriguez	0.054	0.060
W_d^2 Imhof	0.046	0.041
W_d^2 chi-square approx.	0.044	0.041
U_d^2 Imhof	0.048	0.052
U_d^2 chi-square approx.	0.048	0.052
A_d^2 Imhof	0.041	0.049
A_d^2 chi-square approx.	0.040	0.046
Pearson's χ^2	0.060	0.061

Proportion of simulated data set rejecting the null hypothesis when simulated data are from Contaminated Multiplicative Benford distribution for digit 37 with $\alpha = 1.2$, $N = 1000$ replications

Test	n = 1000	n = 2000
<i>Contaminated (multiplicative) Benford Distribution for digit 37 ($\alpha = 1.2$)</i>		
LR-multinomial	0.089	0.068
LR-decreasing	0.053	0.055
LR-generalized Benford	0.047	0.043
LR-Rodriguez	0.053	0.061
W_d^2 Imhof	0.048	0.040
W_d^2 chi-square approx.	0.043	0.039
U_d^2 Imhof	0.049	0.048
U_d^2 chi-square approx.	0.049	0.047
A_d^2 Imhof	0.043	0.046
A_d^2 chi-square approx.	0.041	0.046
Pearson's χ^2	0.059	0.060

Proportion of simulated data set rejecting the null hypothesis when simulated data are from Contaminated Multiplicative Benford distribution for digit 38 with $\alpha = 1.2$, $N = 1000$ replications

Test	n = 1000	n = 2000
<i>Contaminated (multiplicative) Benford Distribution for digit 38 ($\alpha = 1.2$)</i>		
LR-multinomial	0.091	0.071
LR-decreasing	0.056	0.048
LR-generalized Benford	0.049	0.047
LR-Rodriguez	0.052	0.062
W_d^2 Imhof	0.047	0.043
W_d^2 chi-square approx.	0.045	0.042
U_d^2 Imhof	0.048	0.054
U_d^2 chi-square approx.	0.048	0.053
A_d^2 Imhof	0.043	0.049
A_d^2 chi-square approx.	0.040	0.048
Pearson's χ^2	0.065	0.063

Proportion of simulated data set rejecting the null hypothesis when simulated data are from Contaminated Multiplicative Benford distribution for digit 39 with $\alpha = 1.2$, $N = 1000$ replications

Test	n = 1000	n = 2000
<i>Contaminated (multiplicative) Benford Distribution for digit 39 ($\alpha = 1.2$)</i>		
LR-multinomial	0.087	0.071
LR-decreasing	0.050	0.048
LR-generalized Benford	0.053	0.047
LR-Rodriguez	0.052	0.061
W_d^2 Imhof	0.049	0.044
W_d^2 chi-square approx.	0.047	0.042
U_d^2 Imhof	0.048	0.052
U_d^2 chi-square approx.	0.047	0.052
A_d^2 Imhof	0.046	0.049
A_d^2 chi-square approx.	0.042	0.048
Pearson's χ^2	0.065	0.062

Proportion of simulated data set rejecting the null hypothesis when simulated data are from Contaminated Multiplicative Benford distribution for digit 40 with $\alpha = 1.2$, $N = 1000$ replications

Test	n = 1000	n = 2000
<i>Contaminated (multiplicative) Benford Distribution for digit 40 ($\alpha = 1.2$)</i>		
LR-multinomial	0.088	0.072
LR-decreasing	0.044	0.045
LR-generalized Benford	0.052	0.046
LR-Rodriguez	0.053	0.061
W_d^2 Imhof	0.044	0.041
W_d^2 chi-square approx.	0.042	0.039
U_d^2 Imhof	0.045	0.056
U_d^2 chi-square approx.	0.045	0.055
A_d^2 Imhof	0.043	0.048
A_d^2 chi-square approx.	0.041	0.047
Pearson's χ^2	0.069	0.065

Proportion of simulated data set rejecting the null hypothesis when simulated data are from Contaminated Multiplicative Benford distribution for digit 41 with $\alpha = 1.2$, $N = 1000$ replications

Test	n = 1000	n = 2000
<i>Contaminated (multiplicative) Benford Distribution for digit 41 ($\alpha = 1.2$)</i>		
LR-multinomial	0.086	0.069
LR-decreasing	0.051	0.043
LR-generalized Benford	0.049	0.047
LR-Rodriguez	0.052	0.060
W_d^2 Imhof	0.045	0.043
W_d^2 chi-square approx.	0.044	0.042
U_d^2 Imhof	0.047	0.054
U_d^2 chi-square approx.	0.047	0.052
A_d^2 Imhof	0.042	0.047
A_d^2 chi-square approx.	0.041	0.047
Pearson's χ^2	0.067	0.065

Proportion of simulated data set rejecting the null hypothesis when simulated data are from Contaminated Multiplicative Benford distribution for digit 42 with $\alpha = 1.2$, $N = 1000$ replications

Test	n = 1000	n = 2000
<i>Contaminated (multiplicative) Benford Distribution for digit 42 ($\alpha = 1.2$)</i>		
LR-multinomial	0.084	0.071
LR-decreasing	0.049	0.041
LR-generalized Benford	0.049	0.047
LR-Rodriguez	0.052	0.060
W_d^2 Imhof	0.045	0.043
W_d^2 chi-square approx.	0.044	0.042
U_d^2 Imhof	0.047	0.057
U_d^2 chi-square approx.	0.047	0.055
A_d^2 Imhof	0.042	0.048
A_d^2 chi-square approx.	0.040	0.045
Pearson's χ^2	0.065	0.060

Proportion of simulated data set rejecting the null hypothesis when simulated data are from Contaminated Multiplicative Benford distribution for digit 43 with $\alpha = 1.2$, $N = 1000$ replications

Test	n = 1000	n = 2000
<i>Contaminated (multiplicative) Benford Distribution for digit 43 ($\alpha = 1.2$)</i>		
LR-multinomial	0.082	0.073
LR-decreasing	0.050	0.058
LR-generalized Benford	0.051	0.045
LR-Rodriguez	0.052	0.060
W_d^2 Imhof	0.044	0.045
W_d^2 chi-square approx.	0.043	0.042
U_d^2 Imhof	0.049	0.052
U_d^2 chi-square approx.	0.048	0.052
A_d^2 Imhof	0.045	0.048
A_d^2 chi-square approx.	0.041	0.047
Pearson's χ^2	0.064	0.058

Proportion of simulated data set rejecting the null hypothesis when simulated data are from Contaminated Multiplicative Benford distribution for digit 44 with $\alpha = 1.2$, $N = 1000$ replications

Test	n = 1000	n = 2000
<i>Contaminated (multiplicative) Benford Distribution for digit 44 ($\alpha = 1.2$)</i>		
LR-multinomial	0.078	0.070
LR-decreasing	0.047	0.050
LR-generalized Benford	0.053	0.047
LR-Rodriguez	0.051	0.060
W_d^2 Imhof	0.047	0.044
W_d^2 chi-square approx.	0.045	0.043
U_d^2 Imhof	0.042	0.058
U_d^2 chi-square approx.	0.042	0.056
A_d^2 Imhof	0.043	0.051
A_d^2 chi-square approx.	0.041	0.047
Pearson's χ^2	0.061	0.062

Proportion of simulated data set rejecting the null hypothesis when simulated data are from Contaminated Multiplicative Benford distribution for digit 45 with $\alpha = 1.2$, $N = 1000$ replications

Test	n = 1000	n = 2000
<i>Contaminated (multiplicative) Benford Distribution for digit 45 ($\alpha = 1.2$)</i>		
LR-multinomial	0.076	0.067
LR-decreasing	0.050	0.044
LR-generalized Benford	0.050	0.045
LR-Rodriguez	0.053	0.060
W_d^2 Imhof	0.047	0.043
W_d^2 chi-square approx.	0.045	0.043
U_d^2 Imhof	0.048	0.052
U_d^2 chi-square approx.	0.048	0.052
A_d^2 Imhof	0.045	0.049
A_d^2 chi-square approx.	0.044	0.047
Pearson's χ^2	0.070	0.065

Proportion of simulated data set rejecting the null hypothesis when simulated data are from Contaminated Multiplicative Benford distribution for digit 46 with $\alpha = 1.2$, $N = 1000$ replications

Test	n = 1000	n = 2000
<i>Contaminated (multiplicative) Benford Distribution for digit 46 ($\alpha = 1.2$)</i>		
LR-multinomial	0.076	0.066
LR-decreasing	0.053	0.052
LR-generalized Benford	0.051	0.045
LR-Rodriguez	0.052	0.061
W_d^2 Imhof	0.048	0.043
W_d^2 chi-square approx.	0.046	0.042
U_d^2 Imhof	0.046	0.054
U_d^2 chi-square approx.	0.045	0.053
A_d^2 Imhof	0.044	0.051
A_d^2 chi-square approx.	0.040	0.048
Pearson's χ^2	0.061	0.057

Proportion of simulated data set rejecting the null hypothesis when simulated data are from Contaminated Multiplicative Benford distribution for digit 47 with $\alpha = 1.2$, $N = 1000$ replications

Test	n = 1000	n = 2000
<i>Contaminated (multiplicative) Benford Distribution for digit 47 ($\alpha = 1.2$)</i>		
LR-multinomial	0.084	0.065
LR-decreasing	0.051	0.052
LR-generalized Benford	0.050	0.045
LR-Rodriguez	0.052	0.058
W_d^2 Imhof	0.049	0.045
W_d^2 chi-square approx.	0.047	0.044
U_d^2 Imhof	0.046	0.053
U_d^2 chi-square approx.	0.045	0.052
A_d^2 Imhof	0.044	0.051
A_d^2 chi-square approx.	0.042	0.048
Pearson's χ^2	0.067	0.058

Proportion of simulated data set rejecting the null hypothesis when simulated data are from Contaminated Multiplicative Benford distribution for digit 48 with $\alpha = 1.2$, $N = 1000$ replications

Test	n = 1000	n = 2000
<i>Contaminated (multiplicative) Benford Distribution for digit 48 ($\alpha = 1.2$)</i>		
LR-multinomial	0.079	0.069
LR-decreasing	0.051	0.051
LR-generalized Benford	0.050	0.045
LR-Rodriguez	0.051	0.058
W_d^2 Imhof	0.049	0.045
W_d^2 chi-square approx.	0.047	0.044
U_d^2 Imhof	0.045	0.053
U_d^2 chi-square approx.	0.044	0.052
A_d^2 Imhof	0.043	0.050
A_d^2 chi-square approx.	0.042	0.048
Pearson's χ^2	0.061	0.055

Proportion of simulated data set rejecting the null hypothesis when simulated data are from Contaminated Multiplicative Benford distribution for digit 49 with $\alpha = 1.2$, $N = 1000$ replications

Test	n = 1000	n = 2000
<i>Contaminated (multiplicative) Benford Distribution for digit 49 ($\alpha = 1.2$)</i>		
LR-multinomial	0.078	0.062
LR-decreasing	0.054	0.047
LR-generalized Benford	0.049	0.045
LR-Rodriguez	0.051	0.059
W_d^2 Imhof	0.048	0.045
W_d^2 chi-square approx.	0.044	0.042
U_d^2 Imhof	0.044	0.056
U_d^2 chi-square approx.	0.043	0.055
A_d^2 Imhof	0.043	0.047
A_d^2 chi-square approx.	0.042	0.045
Pearson's χ^2	0.060	0.052

Proportion of simulated data set rejecting the null hypothesis when simulated data are from Contaminated Multiplicative Benford distribution for digit 50 with $\alpha = 1.2$, $N = 1000$ replications

Test	n = 1000	n = 2000
<i>Contaminated (multiplicative) Benford Distribution for digit 50 ($\alpha = 1.2$)</i>		
LR-multinomial	0.080	0.068
LR-decreasing	0.049	0.048
LR-generalized Benford	0.049	0.044
LR-Rodriguez	0.052	0.057
W_d^2 Imhof	0.046	0.043
W_d^2 chi-square approx.	0.044	0.042
U_d^2 Imhof	0.050	0.054
U_d^2 chi-square approx.	0.047	0.054
A_d^2 Imhof	0.044	0.049
A_d^2 chi-square approx.	0.040	0.047
Pearson's χ^2	0.065	0.060

Proportion of simulated data set rejecting the null hypothesis when simulated data are from Contaminated Multiplicative Benford distribution for digit 51 with $\alpha = 1.2$, $N = 1000$ replications

Test	n = 1000	n = 2000
<i>Contaminated (multiplicative) Benford Distribution for digit 51 ($\alpha = 1.2$)</i>		
LR-multinomial	0.078	0.066
LR-decreasing	0.054	0.048
LR-generalized Benford	0.048	0.045
LR-Rodriguez	0.052	0.059
W_d^2 Imhof	0.047	0.043
W_d^2 chi-square approx.	0.044	0.041
U_d^2 Imhof	0.048	0.055
U_d^2 chi-square approx.	0.047	0.053
A_d^2 Imhof	0.044	0.050
A_d^2 chi-square approx.	0.042	0.047
Pearson's χ^2	0.065	0.061

Proportion of simulated data set rejecting the null hypothesis when simulated data are from Contaminated Multiplicative Benford distribution for digit 52 with $\alpha = 1.2$, $N = 1000$ replications

Test	n = 1000	n = 2000
<i>Contaminated (multiplicative) Benford Distribution for digit 52 ($\alpha = 1.2$)</i>		
LR-multinomial	0.080	0.064
LR-decreasing	0.049	0.043
LR-generalized Benford	0.052	0.044
LR-Rodriguez	0.053	0.059
W_d^2 Imhof	0.047	0.042
W_d^2 chi-square approx.	0.046	0.041
U_d^2 Imhof	0.050	0.057
U_d^2 chi-square approx.	0.047	0.054
A_d^2 Imhof	0.043	0.051
A_d^2 chi-square approx.	0.040	0.048
Pearson's χ^2	0.064	0.054

Proportion of simulated data set rejecting the null hypothesis when simulated data are from Contaminated Multiplicative Benford distribution for digit 53 with $\alpha = 1.2$, $N = 1000$ replications

Test	n = 1000	n = 2000
<i>Contaminated (multiplicative) Benford Distribution for digit 53 ($\alpha = 1.2$)</i>		
LR-multinomial	0.085	0.069
LR-decreasing	0.052	0.050
LR-generalized Benford	0.051	0.044
LR-Rodriguez	0.052	0.057
W_d^2 Imhof	0.047	0.044
W_d^2 chi-square approx.	0.043	0.042
U_d^2 Imhof	0.047	0.057
U_d^2 chi-square approx.	0.047	0.056
A_d^2 Imhof	0.043	0.049
A_d^2 chi-square approx.	0.041	0.048
Pearson's χ^2	0.064	0.062

Proportion of simulated data set rejecting the null hypothesis when simulated data are from Contaminated Multiplicative Benford distribution for digit 54 with $\alpha = 1.2$, $N = 1000$ replications

Test	n = 1000	n = 2000
<i>Contaminated (multiplicative) Benford Distribution for digit 54 ($\alpha = 1.2$)</i>		
LR-multinomial	0.086	0.072
LR-decreasing	0.052	0.047
LR-generalized Benford	0.050	0.044
LR-Rodriguez	0.052	0.058
W_d^2 Imhof	0.047	0.044
W_d^2 chi-square approx.	0.043	0.041
U_d^2 Imhof	0.047	0.057
U_d^2 chi-square approx.	0.046	0.057
A_d^2 Imhof	0.043	0.049
A_d^2 chi-square approx.	0.041	0.048
Pearson's χ^2	0.060	0.061

Proportion of simulated data set rejecting the null hypothesis when simulated data are from Contaminated Multiplicative Benford distribution for digit 55 with $\alpha = 1.2$, $N = 1000$ replications

Test	n = 1000	n = 2000
<i>Contaminated (multiplicative) Benford Distribution for digit 55 ($\alpha = 1.2$)</i>		
LR-multinomial	0.088	0.072
LR-decreasing	0.051	0.052
LR-generalized Benford	0.050	0.046
LR-Rodriguez	0.050	0.059
W_d^2 Imhof	0.045	0.045
W_d^2 chi-square approx.	0.044	0.043
U_d^2 Imhof	0.046	0.055
U_d^2 chi-square approx.	0.046	0.054
A_d^2 Imhof	0.045	0.049
A_d^2 chi-square approx.	0.041	0.046
Pearson's χ^2	0.062	0.059

Proportion of simulated data set rejecting the null hypothesis when simulated data are from Contaminated Multiplicative Benford distribution for digit 56 with $\alpha = 1.2$, $N = 1000$ replications

Test	n = 1000	n = 2000
<i>Contaminated (multiplicative) Benford Distribution for digit 56 ($\alpha = 1.2$)</i>		
LR-multinomial	0.085	0.073
LR-decreasing	0.053	0.050
LR-generalized Benford	0.050	0.046
LR-Rodriguez	0.050	0.056
W_d^2 Imhof	0.049	0.047
W_d^2 chi-square approx.	0.046	0.043
U_d^2 Imhof	0.046	0.053
U_d^2 chi-square approx.	0.045	0.053
A_d^2 Imhof	0.045	0.050
A_d^2 chi-square approx.	0.039	0.047
Pearson's χ^2	0.065	0.062

Proportion of simulated data set rejecting the null hypothesis when simulated data are from Contaminated Multiplicative Benford distribution for digit 57 with $\alpha = 1.2$, $N = 1000$ replications

Test	n = 1000	n = 2000
<i>Contaminated (multiplicative) Benford Distribution for digit 57 ($\alpha = 1.2$)</i>		
LR-multinomial	0.086	0.062
LR-decreasing	0.051	0.047
LR-generalized Benford	0.051	0.043
LR-Rodriguez	0.052	0.058
W_d^2 Imhof	0.047	0.044
W_d^2 chi-square approx.	0.044	0.044
U_d^2 Imhof	0.047	0.054
U_d^2 chi-square approx.	0.046	0.053
A_d^2 Imhof	0.043	0.049
A_d^2 chi-square approx.	0.041	0.048
Pearson's χ^2	0.059	0.060

Proportion of simulated data set rejecting the null hypothesis when simulated data are from Contaminated Multiplicative Benford distribution for digit 58 with $\alpha = 1.2$, $N = 1000$ replications

Test	n = 1000	n = 2000
<i>Contaminated (multiplicative) Benford Distribution for digit 58 ($\alpha = 1.2$)</i>		
LR-multinomial	0.085	0.065
LR-decreasing	0.052	0.048
LR-generalized Benford	0.051	0.045
LR-Rodriguez	0.052	0.057
W_d^2 Imhof	0.047	0.044
W_d^2 chi-square approx.	0.046	0.042
U_d^2 Imhof	0.045	0.054
U_d^2 chi-square approx.	0.045	0.054
A_d^2 Imhof	0.044	0.049
A_d^2 chi-square approx.	0.041	0.047
Pearson's χ^2	0.060	0.049

Proportion of simulated data set rejecting the null hypothesis when simulated data are from Contaminated Multiplicative Benford distribution for digit 59 with $\alpha = 1.2$, $N = 1000$ replications

Test	n = 1000	n = 2000
<i>Contaminated (multiplicative) Benford Distribution for digit 59 ($\alpha = 1.2$)</i>		
LR-multinomial	0.086	0.063
LR-decreasing	0.055	0.047
LR-generalized Benford	0.051	0.044
LR-Rodriguez	0.053	0.059
W_d^2 Imhof	0.048	0.042
W_d^2 chi-square approx.	0.044	0.042
U_d^2 Imhof	0.048	0.057
U_d^2 chi-square approx.	0.048	0.056
A_d^2 Imhof	0.043	0.048
A_d^2 chi-square approx.	0.040	0.046
Pearson's χ^2	0.057	0.056

Proportion of simulated data set rejecting the null hypothesis when simulated data are from Contaminated Multiplicative Benford distribution for digit 60 with $\alpha = 1.2$, $N = 1000$ replications

Test	n = 1000	n = 2000
<i>Contaminated (multiplicative) Benford Distribution for digit 60 ($\alpha = 1.2$)</i>		
LR-multinomial	0.084	0.060
LR-decreasing	0.057	0.046
LR-generalized Benford	0.051	0.044
LR-Rodriguez	0.054	0.060
W_d^2 Imhof	0.047	0.042
W_d^2 chi-square approx.	0.045	0.042
U_d^2 Imhof	0.050	0.057
U_d^2 chi-square approx.	0.049	0.056
A_d^2 Imhof	0.043	0.048
A_d^2 chi-square approx.	0.040	0.046
Pearson's χ^2	0.058	0.058

Proportion of simulated data set rejecting the null hypothesis when simulated data are from Contaminated Multiplicative Benford distribution for digit 61 with $\alpha = 1.2$, $N = 1000$ replications

Test	n = 1000	n = 2000
<i>Contaminated (multiplicative) Benford Distribution for digit 61 ($\alpha = 1.2$)</i>		
LR-multinomial	0.083	0.062
LR-decreasing	0.053	0.046
LR-generalized Benford	0.048	0.044
LR-Rodriguez	0.051	0.056
W_d^2 Imhof	0.049	0.044
W_d^2 chi-square approx.	0.047	0.042
U_d^2 Imhof	0.046	0.054
U_d^2 chi-square approx.	0.046	0.053
A_d^2 Imhof	0.044	0.048
A_d^2 chi-square approx.	0.042	0.047
Pearson's χ^2	0.055	0.056

Proportion of simulated data set rejecting the null hypothesis when simulated data are from Contaminated Multiplicative Benford distribution for digit 62 with $\alpha = 1.2$, $N = 1000$ replications

Test	n = 1000	n = 2000
<i>Contaminated (multiplicative) Benford Distribution for digit 62 ($\alpha = 1.2$)</i>		
LR-multinomial	0.082	0.067
LR-decreasing	0.051	0.043
LR-generalized Benford	0.049	0.047
LR-Rodriguez	0.055	0.061
W_d^2 Imhof	0.048	0.044
W_d^2 chi-square approx.	0.048	0.042
U_d^2 Imhof	0.047	0.055
U_d^2 chi-square approx.	0.047	0.054
A_d^2 Imhof	0.044	0.050
A_d^2 chi-square approx.	0.043	0.050
Pearson's χ^2	0.057	0.054

Proportion of simulated data set rejecting the null hypothesis when simulated data are from Contaminated Multiplicative Benford distribution for digit 63 with $\alpha = 1.2$, $N = 1000$ replications

Test	n = 1000	n = 2000
<i>Contaminated (multiplicative) Benford Distribution for digit 63 ($\alpha = 1.2$)</i>		
LR-multinomial	0.086	0.064
LR-decreasing	0.047	0.049
LR-generalized Benford	0.050	0.048
LR-Rodriguez	0.053	0.057
W_d^2 Imhof	0.048	0.043
W_d^2 chi-square approx.	0.046	0.043
U_d^2 Imhof	0.046	0.053
U_d^2 chi-square approx.	0.045	0.053
A_d^2 Imhof	0.045	0.049
A_d^2 chi-square approx.	0.040	0.047
Pearson's χ^2	0.060	0.056

Proportion of simulated data set rejecting the null hypothesis when simulated data are from Contaminated Multiplicative Benford distribution for digit 64 with $\alpha = 1.2$, $N = 1000$ replications

Test	n = 1000	n = 2000
<i>Contaminated (multiplicative) Benford Distribution for digit 64 ($\alpha = 1.2$)</i>		
LR-multinomial	0.085	0.061
LR-decreasing	0.052	0.051
LR-generalized Benford	0.050	0.046
LR-Rodriguez	0.051	0.064
W_d^2 Imhof	0.049	0.045
W_d^2 chi-square approx.	0.048	0.043
U_d^2 Imhof	0.051	0.056
U_d^2 chi-square approx.	0.047	0.054
A_d^2 Imhof	0.046	0.049
A_d^2 chi-square approx.	0.044	0.047
Pearson's χ^2	0.063	0.059

Proportion of simulated data set rejecting the null hypothesis when simulated data are from Contaminated Multiplicative Benford distribution for digit 65 with $\alpha = 1.2$, $N = 1000$ replications

Test	n = 1000	n = 2000
<i>Contaminated (multiplicative) Benford Distribution for digit 65 ($\alpha = 1.2$)</i>		
LR-multinomial	0.084	0.065
LR-decreasing	0.049	0.045
LR-generalized Benford	0.049	0.046
LR-Rodriguez	0.050	0.058
W_d^2 Imhof	0.049	0.045
W_d^2 chi-square approx.	0.046	0.043
U_d^2 Imhof	0.046	0.055
U_d^2 chi-square approx.	0.043	0.054
A_d^2 Imhof	0.045	0.049
A_d^2 chi-square approx.	0.043	0.048
Pearson's χ^2	0.064	0.061

Proportion of simulated data set rejecting the null hypothesis when simulated data are from Contaminated Multiplicative Benford distribution for digit 66 with $\alpha = 1.2$, $N = 1000$ replications

Test	n = 1000	n = 2000
<i>Contaminated (multiplicative) Benford Distribution for digit 66 ($\alpha = 1.2$)</i>		
LR-multinomial	0.084	0.069
LR-decreasing	0.047	0.046
LR-generalized Benford	0.050	0.046
LR-Rodriguez	0.051	0.057
W_d^2 Imhof	0.049	0.045
W_d^2 chi-square approx.	0.046	0.043
U_d^2 Imhof	0.044	0.055
U_d^2 chi-square approx.	0.044	0.054
A_d^2 Imhof	0.045	0.049
A_d^2 chi-square approx.	0.043	0.048
Pearson's χ^2	0.066	0.066

Proportion of simulated data set rejecting the null hypothesis when simulated data are from Contaminated Multiplicative Benford distribution for digit 67 with $\alpha = 1.2$, $N = 1000$ replications

Test	n = 1000	n = 2000
<i>Contaminated (multiplicative) Benford Distribution for digit 67 ($\alpha = 1.2$)</i>		
LR-multinomial	0.087	0.066
LR-decreasing	0.053	0.049
LR-generalized Benford	0.049	0.044
LR-Rodriguez	0.051	0.060
W_d^2 Imhof	0.048	0.045
W_d^2 chi-square approx.	0.046	0.043
U_d^2 Imhof	0.046	0.060
U_d^2 chi-square approx.	0.045	0.057
A_d^2 Imhof	0.045	0.047
A_d^2 chi-square approx.	0.042	0.047
Pearson's χ^2	0.067	0.060

Proportion of simulated data set rejecting the null hypothesis when simulated data are from Contaminated Multiplicative Benford distribution for digit 68 with $\alpha = 1.2$, $N = 1000$ replications

Test	n = 1000	n = 2000
<i>Contaminated (multiplicative) Benford Distribution for digit 68 ($\alpha = 1.2$)</i>		
LR-multinomial	0.083	0.063
LR-decreasing	0.050	0.048
LR-generalized Benford	0.051	0.046
LR-Rodriguez	0.049	0.054
W_d^2 Imhof	0.049	0.045
W_d^2 chi-square approx.	0.047	0.041
U_d^2 Imhof	0.045	0.053
U_d^2 chi-square approx.	0.045	0.052
A_d^2 Imhof	0.043	0.048
A_d^2 chi-square approx.	0.041	0.047
Pearson's χ^2	0.063	0.058

Proportion of simulated data set rejecting the null hypothesis when simulated data are from Contaminated Multiplicative Benford distribution for digit 69 with $\alpha = 1.2$, $N = 1000$ replications

Test	n = 1000	n = 2000
<i>Contaminated (multiplicative) Benford Distribution for digit 69 ($\alpha = 1.2$)</i>		
LR-multinomial	0.085	0.066
LR-decreasing	0.049	0.046
LR-generalized Benford	0.051	0.046
LR-Rodriguez	0.050	0.055
W_d^2 Imhof	0.049	0.044
W_d^2 chi-square approx.	0.045	0.042
U_d^2 Imhof	0.043	0.054
U_d^2 chi-square approx.	0.042	0.054
A_d^2 Imhof	0.043	0.049
A_d^2 chi-square approx.	0.040	0.049
Pearson's χ^2	0.072	0.054

Proportion of simulated data set rejecting the null hypothesis when simulated data are from Contaminated Multiplicative Benford distribution for digit 70 with $\alpha = 1.2$, $N = 1000$ replications

Test	n = 1000	n = 2000
<i>Contaminated (multiplicative) Benford Distribution for digit 70 ($\alpha = 1.2$)</i>		
LR-multinomial	0.078	0.062
LR-decreasing	0.052	0.044
LR-generalized Benford	0.049	0.045
LR-Rodriguez	0.053	0.057
W_d^2 Imhof	0.047	0.044
W_d^2 chi-square approx.	0.046	0.043
U_d^2 Imhof	0.044	0.053
U_d^2 chi-square approx.	0.044	0.052
A_d^2 Imhof	0.044	0.049
A_d^2 chi-square approx.	0.040	0.047
Pearson's χ^2	0.063	0.054

Proportion of simulated data set rejecting the null hypothesis when simulated data are from Contaminated Multiplicative Benford distribution for digit 71 with $\alpha = 1.2$, $N = 1000$ replications

Test	n = 1000	n = 2000
<i>Contaminated (multiplicative) Benford Distribution for digit 71 ($\alpha = 1.2$)</i>		
LR-multinomial	0.084	0.063
LR-decreasing	0.051	0.047
LR-generalized Benford	0.050	0.043
LR-Rodriguez	0.052	0.059
W_d^2 Imhof	0.047	0.045
W_d^2 chi-square approx.	0.046	0.043
U_d^2 Imhof	0.044	0.052
U_d^2 chi-square approx.	0.043	0.049
A_d^2 Imhof	0.046	0.048
A_d^2 chi-square approx.	0.040	0.045
Pearson's χ^2	0.061	0.050

Proportion of simulated data set rejecting the null hypothesis when simulated data are from Contaminated Multiplicative Benford distribution for digit 72 with $\alpha = 1.2$, $N = 1000$ replications

Test	n = 1000	n = 2000
<i>Contaminated (multiplicative) Benford Distribution for digit 72 ($\alpha = 1.2$)</i>		
LR-multinomial	0.084	0.058
LR-decreasing	0.052	0.046
LR-generalized Benford	0.050	0.043
LR-Rodriguez	0.053	0.059
W_d^2 Imhof	0.047	0.045
W_d^2 chi-square approx.	0.046	0.044
U_d^2 Imhof	0.045	0.052
U_d^2 chi-square approx.	0.043	0.049
A_d^2 Imhof	0.046	0.047
A_d^2 chi-square approx.	0.040	0.045
Pearson's χ^2	0.060	0.046

Proportion of simulated data set rejecting the null hypothesis when simulated data are from Contaminated Multiplicative Benford distribution for digit 73 with $\alpha = 1.2$, $N = 1000$ replications

Test	n = 1000	n = 2000
<i>Contaminated (multiplicative) Benford Distribution for digit 73 ($\alpha = 1.2$)</i>		
LR-multinomial	0.085	0.065
LR-decreasing	0.042	0.047
LR-generalized Benford	0.052	0.045
LR-Rodriguez	0.049	0.058
W_d^2 Imhof	0.049	0.044
W_d^2 chi-square approx.	0.047	0.044
U_d^2 Imhof	0.044	0.054
U_d^2 chi-square approx.	0.044	0.053
A_d^2 Imhof	0.044	0.047
A_d^2 chi-square approx.	0.042	0.045
Pearson's χ^2	0.062	0.050

Proportion of simulated data set rejecting the null hypothesis when simulated data are from Contaminated Multiplicative Benford distribution for digit 74 with $\alpha = 1.2$, $N = 1000$ replications

Test	n = 1000	n = 2000
<i>Contaminated (multiplicative) Benford Distribution for digit 74 ($\alpha = 1.2$)</i>		
LR-multinomial	0.088	0.067
LR-decreasing	0.051	0.047
LR-generalized Benford	0.049	0.044
LR-Rodriguez	0.050	0.060
W_d^2 Imhof	0.048	0.046
W_d^2 chi-square approx.	0.043	0.044
U_d^2 Imhof	0.047	0.052
U_d^2 chi-square approx.	0.046	0.051
A_d^2 Imhof	0.046	0.049
A_d^2 chi-square approx.	0.041	0.047
Pearson's χ^2	0.059	0.056

Proportion of simulated data set rejecting the null hypothesis when simulated data are from Contaminated Multiplicative Benford distribution for digit 75 with $\alpha = 1.2$, $N = 1000$ replications

Test	n = 1000	n = 2000
<i>Contaminated (multiplicative) Benford Distribution for digit 75 ($\alpha = 1.2$)</i>		
LR-multinomial	0.086	0.063
LR-decreasing	0.053	0.044
LR-generalized Benford	0.050	0.046
LR-Rodriguez	0.054	0.060
W_d^2 Imhof	0.049	0.045
W_d^2 chi-square approx.	0.046	0.042
U_d^2 Imhof	0.046	0.053
U_d^2 chi-square approx.	0.046	0.052
A_d^2 Imhof	0.044	0.049
A_d^2 chi-square approx.	0.040	0.046
Pearson's χ^2	0.063	0.051

Proportion of simulated data set rejecting the null hypothesis when simulated data are from Contaminated Multiplicative Benford distribution for digit 76 with $\alpha = 1.2$, $N = 1000$ replications

Test	n = 1000	n = 2000
<i>Contaminated (multiplicative) Benford Distribution for digit 76 ($\alpha = 1.2$)</i>		
LR-multinomial	0.086	0.066
LR-decreasing	0.051	0.052
LR-generalized Benford	0.049	0.046
LR-Rodriguez	0.052	0.060
W_d^2 Imhof	0.047	0.045
W_d^2 chi-square approx.	0.046	0.044
U_d^2 Imhof	0.047	0.056
U_d^2 chi-square approx.	0.047	0.054
A_d^2 Imhof	0.044	0.050
A_d^2 chi-square approx.	0.042	0.047
Pearson's χ^2	0.061	0.050

Proportion of simulated data set rejecting the null hypothesis when simulated data are from Contaminated Multiplicative Benford distribution for digit 77 with $\alpha = 1.2$, $N = 1000$ replications

Test	n = 1000	n = 2000
<i>Contaminated (multiplicative) Benford Distribution for digit 77 ($\alpha = 1.2$)</i>		
LR-multinomial	0.088	0.064
LR-decreasing	0.049	0.048
LR-generalized Benford	0.053	0.045
LR-Rodriguez	0.049	0.059
W_d^2 Imhof	0.049	0.044
W_d^2 chi-square approx.	0.045	0.044
U_d^2 Imhof	0.046	0.053
U_d^2 chi-square approx.	0.046	0.050
A_d^2 Imhof	0.046	0.049
A_d^2 chi-square approx.	0.042	0.048
Pearson's χ^2	0.063	0.051

Proportion of simulated data set rejecting the null hypothesis when simulated data are from Contaminated Multiplicative Benford distribution for digit 78 with $\alpha = 1.2$, $N = 1000$ replications

Test	n = 1000	n = 2000
<i>Contaminated (multiplicative) Benford Distribution for digit 78 ($\alpha = 1.2$)</i>		
LR-multinomial	0.090	0.064
LR-decreasing	0.051	0.046
LR-generalized Benford	0.053	0.045
LR-Rodriguez	0.049	0.058
W_d^2 Imhof	0.049	0.044
W_d^2 chi-square approx.	0.045	0.044
U_d^2 Imhof	0.046	0.051
U_d^2 chi-square approx.	0.046	0.050
A_d^2 Imhof	0.045	0.048
A_d^2 chi-square approx.	0.042	0.048
Pearson's χ^2	0.064	0.051

Proportion of simulated data set rejecting the null hypothesis when simulated data are from Contaminated Multiplicative Benford distribution for digit 79 with $\alpha = 1.2$, $N = 1000$ replications

Test	n = 1000	n = 2000
<i>Contaminated (multiplicative) Benford Distribution for digit 79 ($\alpha = 1.2$)</i>		
LR-multinomial	0.088	0.064
LR-decreasing	0.049	0.048
LR-generalized Benford	0.049	0.046
LR-Rodriguez	0.051	0.059
W_d^2 Imhof	0.049	0.044
W_d^2 chi-square approx.	0.046	0.044
U_d^2 Imhof	0.046	0.055
U_d^2 chi-square approx.	0.046	0.055
A_d^2 Imhof	0.047	0.049
A_d^2 chi-square approx.	0.042	0.047
Pearson's χ^2	0.062	0.048

Proportion of simulated data set rejecting the null hypothesis when simulated data are from Contaminated Multiplicative Benford distribution for digit 80 with $\alpha = 1.2$, $N = 1000$ replications

Test	n = 1000	n = 2000
<i>Contaminated (multiplicative) Benford Distribution for digit 80 ($\alpha = 1.2$)</i>		
LR-multinomial	0.089	0.060
LR-decreasing	0.051	0.042
LR-generalized Benford	0.052	0.045
LR-Rodriguez	0.046	0.059
W_d^2 Imhof	0.049	0.044
W_d^2 chi-square approx.	0.046	0.043
U_d^2 Imhof	0.048	0.055
U_d^2 chi-square approx.	0.047	0.053
A_d^2 Imhof	0.045	0.049
A_d^2 chi-square approx.	0.041	0.047
Pearson's χ^2	0.064	0.052

Proportion of simulated data set rejecting the null hypothesis when simulated data are from Contaminated Multiplicative Benford distribution for digit 81 with $\alpha = 1.2$, $N = 1000$ replications

Test	n = 1000	n = 2000
<i>Contaminated (multiplicative) Benford Distribution for digit 81 ($\alpha = 1.2$)</i>		
LR-multinomial	0.089	0.064
LR-decreasing	0.052	0.047
LR-generalized Benford	0.050	0.045
LR-Rodriguez	0.049	0.059
W_d^2 Imhof	0.049	0.044
W_d^2 chi-square approx.	0.048	0.043
U_d^2 Imhof	0.045	0.054
U_d^2 chi-square approx.	0.044	0.054
A_d^2 Imhof	0.047	0.049
A_d^2 chi-square approx.	0.043	0.047
Pearson's χ^2	0.060	0.054

Proportion of simulated data set rejecting the null hypothesis when simulated data are from Contaminated Multiplicative Benford distribution for digit 82 with $\alpha = 1.2$, $N = 1000$ replications

Test	n = 1000	n = 2000
<i>Contaminated (multiplicative) Benford Distribution for digit 82 ($\alpha = 1.2$)</i>		
LR-multinomial	0.090	0.068
LR-decreasing	0.050	0.040
LR-generalized Benford	0.048	0.044
LR-Rodriguez	0.048	0.057
W_d^2 Imhof	0.050	0.043
W_d^2 chi-square approx.	0.048	0.043
U_d^2 Imhof	0.048	0.054
U_d^2 chi-square approx.	0.048	0.053
A_d^2 Imhof	0.048	0.048
A_d^2 chi-square approx.	0.044	0.046
Pearson's χ^2	0.062	0.053

Proportion of simulated data set rejecting the null hypothesis when simulated data are from Contaminated Multiplicative Benford distribution for digit 83 with $\alpha = 1.2$, $N = 1000$ replications

Test	n = 1000	n = 2000
<i>Contaminated (multiplicative) Benford Distribution for digit 83 ($\alpha = 1.2$)</i>		
LR-multinomial	0.083	0.072
LR-decreasing	0.049	0.045
LR-generalized Benford	0.052	0.045
LR-Rodriguez	0.049	0.061
W_d^2 Imhof	0.046	0.043
W_d^2 chi-square approx.	0.046	0.043
U_d^2 Imhof	0.046	0.052
U_d^2 chi-square approx.	0.044	0.052
A_d^2 Imhof	0.046	0.048
A_d^2 chi-square approx.	0.043	0.047
Pearson's χ^2	0.063	0.056

Proportion of simulated data set rejecting the null hypothesis when simulated data are from Contaminated Multiplicative Benford distribution for digit 84 with $\alpha = 1.2$, $N = 1000$ replications

Test	n = 1000	n = 2000
<i>Contaminated (multiplicative) Benford Distribution for digit 84 ($\alpha = 1.2$)</i>		
LR-multinomial	0.085	0.067
LR-decreasing	0.047	0.044
LR-generalized Benford	0.052	0.046
LR-Rodriguez	0.049	0.060
W_d^2 Imhof	0.046	0.043
W_d^2 chi-square approx.	0.046	0.043
U_d^2 Imhof	0.047	0.052
U_d^2 chi-square approx.	0.044	0.052
A_d^2 Imhof	0.046	0.048
A_d^2 chi-square approx.	0.043	0.047
Pearson's χ^2	0.060	0.054

Proportion of simulated data set rejecting the null hypothesis when simulated data are from Contaminated Multiplicative Benford distribution for digit 85 with $\alpha = 1.2$, $N = 1000$ replications

Test	n = 1000	n = 2000
<i>Contaminated (multiplicative) Benford Distribution for digit 85 ($\alpha = 1.2$)</i>		
LR-multinomial	0.087	0.060
LR-decreasing	0.047	0.046
LR-generalized Benford	0.052	0.047
LR-Rodriguez	0.051	0.059
W_d^2 Imhof	0.047	0.045
W_d^2 chi-square approx.	0.047	0.042
U_d^2 Imhof	0.046	0.054
U_d^2 chi-square approx.	0.046	0.053
A_d^2 Imhof	0.047	0.047
A_d^2 chi-square approx.	0.044	0.047
Pearson's χ^2	0.061	0.049

Proportion of simulated data set rejecting the null hypothesis when simulated data are from Contaminated Multiplicative Benford distribution for digit 86 with $\alpha = 1.2$, $N = 1000$ replications

Test	n = 1000	n = 2000
<i>Contaminated (multiplicative) Benford Distribution for digit 86 ($\alpha = 1.2$)</i>		
LR-multinomial	0.086	0.068
LR-decreasing	0.048	0.043
LR-generalized Benford	0.050	0.046
LR-Rodriguez	0.054	0.059
W_d^2 Imhof	0.048	0.044
W_d^2 chi-square approx.	0.046	0.043
U_d^2 Imhof	0.047	0.051
U_d^2 chi-square approx.	0.047	0.050
A_d^2 Imhof	0.047	0.047
A_d^2 chi-square approx.	0.043	0.044
Pearson's χ^2	0.058	0.050

Proportion of simulated data set rejecting the null hypothesis when simulated data are from Contaminated Multiplicative Benford distribution for digit 87 with $\alpha = 1.2$, $N = 1000$ replications

Test	n = 1000	n = 2000
<i>Contaminated (multiplicative) Benford Distribution for digit 87 ($\alpha = 1.2$)</i>		
LR-multinomial	0.080	0.069
LR-decreasing	0.043	0.050
LR-generalized Benford	0.051	0.044
LR-Rodriguez	0.048	0.061
W_d^2 Imhof	0.048	0.044
W_d^2 chi-square approx.	0.047	0.043
U_d^2 Imhof	0.047	0.055
U_d^2 chi-square approx.	0.046	0.054
A_d^2 Imhof	0.046	0.049
A_d^2 chi-square approx.	0.045	0.049
Pearson's χ^2	0.067	0.053

Proportion of simulated data set rejecting the null hypothesis when simulated data are from Contaminated Multiplicative Benford distribution for digit 88 with $\alpha = 1.2$, $N = 1000$ replications

Test	n = 1000	n = 2000
<i>Contaminated (multiplicative) Benford Distribution for digit 88 ($\alpha = 1.2$)</i>		
LR-multinomial	0.086	0.068
LR-decreasing	0.046	0.046
LR-generalized Benford	0.051	0.044
LR-Rodriguez	0.052	0.060
W_d^2 Imhof	0.049	0.043
W_d^2 chi-square approx.	0.045	0.043
U_d^2 Imhof	0.045	0.052
U_d^2 chi-square approx.	0.045	0.049
A_d^2 Imhof	0.049	0.046
A_d^2 chi-square approx.	0.045	0.043
Pearson's χ^2	0.064	0.055

Proportion of simulated data set rejecting the null hypothesis when simulated data are from Contaminated Multiplicative Benford distribution for digit 89 with $\alpha = 1.2$, $N = 1000$ replications

Test	n = 1000	n = 2000
<i>Contaminated (multiplicative) Benford Distribution for digit 89 ($\alpha = 1.2$)</i>		
LR-multinomial	0.085	0.067
LR-decreasing	0.047	0.045
LR-generalized Benford	0.049	0.044
LR-Rodriguez	0.049	0.058
W_d^2 Imhof	0.048	0.044
W_d^2 chi-square approx.	0.045	0.044
U_d^2 Imhof	0.047	0.053
U_d^2 chi-square approx.	0.047	0.053
A_d^2 Imhof	0.046	0.048
A_d^2 chi-square approx.	0.043	0.046
Pearson's χ^2	0.061	0.053

Proportion of simulated data set rejecting the null hypothesis when simulated data are from Contaminated Multiplicative Benford distribution for digit 90 with $\alpha = 1.2$, $N = 1000$ replications

Test	n = 1000	n = 2000
<i>Contaminated (multiplicative) Benford Distribution for digit 90 ($\alpha = 1.2$)</i>		
LR-multinomial	0.081	0.067
LR-decreasing	0.048	0.044
LR-generalized Benford	0.049	0.044
LR-Rodriguez	0.051	0.059
W_d^2 Imhof	0.048	0.044
W_d^2 chi-square approx.	0.045	0.044
U_d^2 Imhof	0.047	0.053
U_d^2 chi-square approx.	0.047	0.053
A_d^2 Imhof	0.046	0.049
A_d^2 chi-square approx.	0.044	0.046
Pearson's χ^2	0.059	0.054

Proportion of simulated data set rejecting the null hypothesis when simulated data are from Contaminated Multiplicative Benford distribution for digit 91 with $\alpha = 1.2$, $N = 1000$ replications

Test	n = 1000	n = 2000
<i>Contaminated (multiplicative) Benford Distribution for digit 91 ($\alpha = 1.2$)</i>		
LR-multinomial	0.085	0.067
LR-decreasing	0.048	0.048
LR-generalized Benford	0.048	0.045
LR-Rodriguez	0.047	0.061
W_d^2 Imhof	0.048	0.044
W_d^2 chi-square approx.	0.045	0.043
U_d^2 Imhof	0.047	0.054
U_d^2 chi-square approx.	0.047	0.052
A_d^2 Imhof	0.046	0.049
A_d^2 chi-square approx.	0.043	0.047
Pearson's χ^2	0.059	0.050

Proportion of simulated data set rejecting the null hypothesis when simulated data are from Contaminated Multiplicative Benford distribution for digit 92 with $\alpha = 1.2$, $N = 1000$ replications

Test	n = 1000	n = 2000
<i>Contaminated (multiplicative) Benford Distribution for digit 92 ($\alpha = 1.2$)</i>		
LR-multinomial	0.083	0.061
LR-decreasing	0.049	0.046
LR-generalized Benford	0.052	0.046
LR-Rodriguez	0.049	0.057
W_d^2 Imhof	0.049	0.044
W_d^2 chi-square approx.	0.046	0.043
U_d^2 Imhof	0.049	0.053
U_d^2 chi-square approx.	0.048	0.052
A_d^2 Imhof	0.044	0.049
A_d^2 chi-square approx.	0.043	0.048
Pearson's χ^2	0.059	0.051

Proportion of simulated data set rejecting the null hypothesis when simulated data are from Contaminated Multiplicative Benford distribution for digit 93 with $\alpha = 1.2$, $N = 1000$ replications

Test	n = 1000	n = 2000
<i>Contaminated (multiplicative) Benford Distribution for digit 93 ($\alpha = 1.2$)</i>		
LR-multinomial	0.080	0.058
LR-decreasing	0.046	0.048
LR-generalized Benford	0.049	0.045
LR-Rodriguez	0.051	0.058
W_d^2 Imhof	0.046	0.043
W_d^2 chi-square approx.	0.046	0.043
U_d^2 Imhof	0.048	0.053
U_d^2 chi-square approx.	0.047	0.052
A_d^2 Imhof	0.045	0.049
A_d^2 chi-square approx.	0.040	0.047
Pearson's χ^2	0.062	0.049

Proportion of simulated data set rejecting the null hypothesis when simulated data are from Contaminated Multiplicative Benford distribution for digit 94 with $\alpha = 1.2$, $N = 1000$ replications

Test	n = 1000	n = 2000
<i>Contaminated (multiplicative) Benford Distribution for digit 94 ($\alpha = 1.2$)</i>		
LR-multinomial	0.085	0.063
LR-decreasing	0.045	0.041
LR-generalized Benford	0.050	0.046
LR-Rodriguez	0.045	0.062
W_d^2 Imhof	0.048	0.044
W_d^2 chi-square approx.	0.046	0.043
U_d^2 Imhof	0.049	0.053
U_d^2 chi-square approx.	0.048	0.051
A_d^2 Imhof	0.044	0.049
A_d^2 chi-square approx.	0.042	0.048
Pearson's χ^2	0.064	0.052

Proportion of simulated data set rejecting the null hypothesis when simulated data are from Contaminated Multiplicative Benford distribution for digit 95 with $\alpha = 1.2$, $N = 1000$ replications

Test	n = 1000	n = 2000
<i>Contaminated (multiplicative) Benford Distribution for digit 95 ($\alpha = 1.2$)</i>		
LR-multinomial	0.091	0.067
LR-decreasing	0.043	0.045
LR-generalized Benford	0.050	0.046
LR-Rodriguez	0.046	0.060
W_d^2 Imhof	0.046	0.044
W_d^2 chi-square approx.	0.046	0.044
U_d^2 Imhof	0.046	0.052
U_d^2 chi-square approx.	0.045	0.052
A_d^2 Imhof	0.046	0.050
A_d^2 chi-square approx.	0.044	0.046
Pearson's χ^2	0.065	0.050

Proportion of simulated data set rejecting the null hypothesis when simulated data are from Contaminated Multiplicative Benford distribution for digit 96 with $\alpha = 1.2$, $N = 1000$ replications

Test	n = 1000	n = 2000
<i>Contaminated (multiplicative) Benford Distribution for digit 96 ($\alpha = 1.2$)</i>		
LR-multinomial	0.090	0.059
LR-decreasing	0.042	0.044
LR-generalized Benford	0.050	0.046
LR-Rodriguez	0.045	0.059
W_d^2 Imhof	0.046	0.044
W_d^2 chi-square approx.	0.046	0.044
U_d^2 Imhof	0.046	0.052
U_d^2 chi-square approx.	0.045	0.052
A_d^2 Imhof	0.046	0.050
A_d^2 chi-square approx.	0.045	0.046
Pearson's χ^2	0.060	0.043

Proportion of simulated data set rejecting the null hypothesis when simulated data are from Contaminated Multiplicative Benford distribution for digit 97 with $\alpha = 1.2$, $N = 1000$ replications

Test	n = 1000	n = 2000
<i>Contaminated (multiplicative) Benford Distribution for digit 97 ($\alpha = 1.2$)</i>		
LR-multinomial	0.091	0.059
LR-decreasing	0.040	0.042
LR-generalized Benford	0.051	0.046
LR-Rodriguez	0.049	0.060
W_d^2 Imhof	0.047	0.044
W_d^2 chi-square approx.	0.046	0.043
U_d^2 Imhof	0.048	0.054
U_d^2 chi-square approx.	0.048	0.051
A_d^2 Imhof	0.047	0.048
A_d^2 chi-square approx.	0.044	0.047
Pearson's χ^2	0.060	0.051

Proportion of simulated data set rejecting the null hypothesis when simulated data are from Contaminated Multiplicative Benford distribution for digit 98 with $\alpha = 1.2$, $N = 1000$ replications

Test	n = 1000	n = 2000
<i>Contaminated (multiplicative) Benford Distribution for digit 98 ($\alpha = 1.2$)</i>		
LR-multinomial	0.087	0.057
LR-decreasing	0.042	0.043
LR-generalized Benford	0.050	0.044
LR-Rodriguez	0.053	0.062
W_d^2 Imhof	0.046	0.043
W_d^2 chi-square approx.	0.045	0.043
U_d^2 Imhof	0.050	0.053
U_d^2 chi-square approx.	0.049	0.051
A_d^2 Imhof	0.045	0.048
A_d^2 chi-square approx.	0.043	0.046
Pearson's χ^2	0.061	0.047

Proportion of simulated data set rejecting the null hypothesis when simulated data are from Contaminated Multiplicative Benford distribution for digit 99 with $\alpha = 1.2$, $N = 1000$ replications

Test	n = 1000	n = 2000
<i>Contaminated (multiplicative) Benford Distribution for digit 99 ($\alpha = 1.2$)</i>		
LR-multinomial	0.089	0.062
LR-decreasing	0.039	0.041
LR-generalized Benford	0.052	0.044
LR-Rodriguez	0.048	0.062
W_d^2 Imhof	0.047	0.043
W_d^2 chi-square approx.	0.045	0.043
U_d^2 Imhof	0.047	0.054
U_d^2 chi-square approx.	0.045	0.054
A_d^2 Imhof	0.046	0.049
A_d^2 chi-square approx.	0.043	0.047
Pearson's χ^2	0.056	0.050

Proportion of simulated data set rejecting the null hypothesis when simulated data are from Contaminated Multiplicative Benford distribution for digits 11-99 with $\alpha = 1.5$, $N = 1000$

Proportion of simulated data set rejecting the null hypothesis when simulated data are from Contaminated Multiplicative Benford distribution for digit 11 with $\alpha = 1.5$, $N = 1000$ replications

Test	n = 1000	n = 2000
<i>Contaminated (multiplicative) Benford Distribution for digit 11 ($\alpha = 1.5$)</i>		
LR-multinomial	0.196	0.350
LR-decreasing	0.275	0.505
LR-generalized Benford	0.152	0.281
LR-Rodriguez	0.164	0.306
W_d^2 Imhof	0.152	0.312
W_d^2 chi-square approx.	0.148	0.304
U_d^2 Imhof	0.124	0.267
U_d^2 chi-square approx.	0.123	0.262
A_d^2 Imhof	0.196	0.396
A_d^2 chi-square approx.	0.191	0.389
Pearson's χ^2	0.149	0.350

Proportion of simulated data set rejecting the null hypothesis when simulated data are from Contaminated Multiplicative Benford distribution for digit 12 with $\alpha = 1.5$, $N = 1000$ replications

Test	n = 1000	n = 2000
<i>Contaminated (multiplicative) Benford Distribution for digit 12 ($\alpha = 1.5$)</i>		
LR-multinomial	0.169	0.319
LR-decreasing	0.202	0.397
LR-generalized Benford	0.119	0.222
LR-Rodriguez	0.115	0.182
W_d^2 Imhof	0.130	0.248
W_d^2 chi-square approx.	0.129	0.243
U_d^2 Imhof	0.107	0.215
U_d^2 chi-square approx.	0.107	0.214
A_d^2 Imhof	0.136	0.286
A_d^2 chi-square approx.	0.130	0.276
Pearson's χ^2	0.136	0.321

Proportion of simulated data set rejecting the null hypothesis when simulated data are from Contaminated Multiplicative Benford distribution for digit 13 with $\alpha = 1.5$, $N = 1000$ replications

Test	n = 1000	n = 2000
<i>Contaminated (multiplicative) Benford Distribution for digit 13 ($\alpha = 1.5$)</i>		
LR-multinomial	0.157	0.294
LR-decreasing	0.161	0.338
LR-generalized Benford	0.099	0.172
LR-Rodriguez	0.074	0.115
W_d^2 Imhof	0.109	0.197
W_d^2 chi-square approx.	0.107	0.192
U_d^2 Imhof	0.102	0.191
U_d^2 chi-square approx.	0.100	0.189
A_d^2 Imhof	0.109	0.200
A_d^2 chi-square approx.	0.107	0.194
Pearson's χ^2	0.128	0.297

Proportion of simulated data set rejecting the null hypothesis when simulated data are from Contaminated Multiplicative Benford distribution for digit 14 with $\alpha = 1.5$, $N = 1000$ replications

Test	n = 1000	n = 2000
<i>Contaminated (multiplicative) Benford Distribution for digit 14 ($\alpha = 1.5$)</i>		
LR-multinomial	0.142	0.266
LR-decreasing	0.131	0.299
LR-generalized Benford	0.090	0.133
LR-Rodriguez	0.053	0.079
W_d^2 Imhof	0.097	0.160
W_d^2 chi-square approx.	0.094	0.158
U_d^2 Imhof	0.089	0.159
U_d^2 chi-square approx.	0.089	0.157
A_d^2 Imhof	0.092	0.153
A_d^2 chi-square approx.	0.091	0.149
Pearson's χ^2	0.120	0.279

Proportion of simulated data set rejecting the null hypothesis when simulated data are from Contaminated Multiplicative Benford distribution for digit 15 with $\alpha = 1.5$, $N = 1000$ replications

Test	n = 1000	n = 2000
<i>Contaminated (multiplicative) Benford Distribution for digit 15 ($\alpha = 1.5$)</i>		
LR-multinomial	0.145	0.238
LR-decreasing	0.119	0.246
LR-generalized Benford	0.080	0.101
LR-Rodriguez	0.045	0.062
W_d^2 Imhof	0.088	0.127
W_d^2 chi-square approx.	0.087	0.124
U_d^2 Imhof	0.083	0.141
U_d^2 chi-square approx.	0.083	0.138
A_d^2 Imhof	0.082	0.115
A_d^2 chi-square approx.	0.076	0.111
Pearson's χ^2	0.117	0.257

Proportion of simulated data set rejecting the null hypothesis when simulated data are from Contaminated Multiplicative Benford distribution for digit 16 with $\alpha = 1.5$, $N = 1000$ replications

Test	n = 1000	n = 2000
<i>Contaminated (multiplicative) Benford Distribution for digit 16 ($\alpha = 1.5$)</i>		
LR-multinomial	0.147	0.248
LR-decreasing	0.125	0.246
LR-generalized Benford	0.072	0.084
LR-Rodriguez	0.043	0.052
W_d^2 Imhof	0.081	0.106
W_d^2 chi-square approx.	0.079	0.104
U_d^2 Imhof	0.073	0.133
U_d^2 chi-square approx.	0.071	0.130
A_d^2 Imhof	0.077	0.097
A_d^2 chi-square approx.	0.073	0.096
Pearson's χ^2	0.118	0.262

Proportion of simulated data set rejecting the null hypothesis when simulated data are from Contaminated Multiplicative Benford distribution for digit 17 with $\alpha = 1.5$, $N = 1000$ replications

Test	n = 1000	n = 2000
<i>Contaminated (multiplicative) Benford Distribution for digit 17 ($\alpha = 1.5$)</i>		
LR-multinomial	0.144	0.213
LR-decreasing	0.108	0.195
LR-generalized Benford	0.060	0.071
LR-Rodriguez	0.042	0.051
W_d^2 Imhof	0.073	0.088
W_d^2 chi-square approx.	0.070	0.088
U_d^2 Imhof	0.073	0.108
U_d^2 chi-square approx.	0.072	0.103
A_d^2 Imhof	0.067	0.082
A_d^2 chi-square approx.	0.065	0.078
Pearson's χ^2	0.119	0.214

Proportion of simulated data set rejecting the null hypothesis when simulated data are from Contaminated Multiplicative Benford distribution for digit 18 with $\alpha = 1.5$, $N = 1000$ replications

Test	n = 1000	n = 2000
<i>Contaminated (multiplicative) Benford Distribution for digit 18 ($\alpha = 1.5$)</i>		
LR-multinomial	0.129	0.215
LR-decreasing	0.102	0.175
LR-generalized Benford	0.055	0.064
LR-Rodriguez	0.040	0.051
W_d^2 Imhof	0.064	0.081
W_d^2 chi-square approx.	0.062	0.077
U_d^2 Imhof	0.070	0.101
U_d^2 chi-square approx.	0.070	0.101
A_d^2 Imhof	0.062	0.075
A_d^2 chi-square approx.	0.059	0.073
Pearson's χ^2	0.111	0.221

Proportion of simulated data set rejecting the null hypothesis when simulated data are from Contaminated Multiplicative Benford distribution for digit 19 with $\alpha = 1.5$, $N = 1000$ replications

Test	n = 1000	n = 2000
<i>Contaminated (multiplicative) Benford Distribution for digit 19 ($\alpha = 1.5$)</i>		
LR-multinomial	0.126	0.205
LR-decreasing	0.100	0.185
LR-generalized Benford	0.060	0.062
LR-Rodriguez	0.051	0.048
W_d^2 Imhof	0.064	0.073
W_d^2 chi-square approx.	0.061	0.071
U_d^2 Imhof	0.066	0.103
U_d^2 chi-square approx.	0.065	0.102
A_d^2 Imhof	0.058	0.073
A_d^2 chi-square approx.	0.056	0.068
Pearson's χ^2	0.103	0.213

Proportion of simulated data set rejecting the null hypothesis when simulated data are from Contaminated Multiplicative Benford distribution for digit 20 with $\alpha = 1.5$, $N = 1000$ replications

Test	n = 1000	n = 2000
<i>Contaminated (multiplicative) Benford Distribution for digit 20 ($\alpha = 1.5$)</i>		
LR-multinomial	0.118	0.199
LR-decreasing	0.092	0.170
LR-generalized Benford	0.053	0.049
LR-Rodriguez	0.048	0.051
W_d^2 Imhof	0.056	0.069
W_d^2 chi-square approx.	0.055	0.064
U_d^2 Imhof	0.070	0.100
U_d^2 chi-square approx.	0.069	0.099
A_d^2 Imhof	0.054	0.065
A_d^2 chi-square approx.	0.050	0.061
Pearson's χ^2	0.093	0.202

Proportion of simulated data set rejecting the null hypothesis when simulated data are from Contaminated Multiplicative Benford distribution for digit 21 with $\alpha = 1.5$, $N = 1000$ replications

Test	n = 1000	n = 2000
<i>Contaminated (multiplicative) Benford Distribution for digit 21 ($\alpha = 1.5$)</i>		
LR-multinomial	0.122	0.180
LR-decreasing	0.086	0.155
LR-generalized Benford	0.052	0.045
LR-Rodriguez	0.049	0.053
W_d^2 Imhof	0.051	0.063
W_d^2 chi-square approx.	0.051	0.059
U_d^2 Imhof	0.068	0.096
U_d^2 chi-square approx.	0.068	0.096
A_d^2 Imhof	0.050	0.059
A_d^2 chi-square approx.	0.049	0.059
Pearson's χ^2	0.090	0.189

Proportion of simulated data set rejecting the null hypothesis when simulated data are from Contaminated Multiplicative Benford distribution for digit 22 with $\alpha = 1.5$, $N = 1000$ replications

Test	n = 1000	n = 2000
<i>Contaminated (multiplicative) Benford Distribution for digit 22 ($\alpha = 1.5$)</i>		
LR-multinomial	0.124	0.178
LR-decreasing	0.099	0.141
LR-generalized Benford	0.051	0.045
LR-Rodriguez	0.046	0.056
W_d^2 Imhof	0.050	0.062
W_d^2 chi-square approx.	0.047	0.062
U_d^2 Imhof	0.070	0.095
U_d^2 chi-square approx.	0.070	0.094
A_d^2 Imhof	0.048	0.054
A_d^2 chi-square approx.	0.045	0.053
Pearson's χ^2	0.092	0.193

Proportion of simulated data set rejecting the null hypothesis when simulated data are from Contaminated Multiplicative Benford distribution for digit 23 with $\alpha = 1.5$, $N = 1000$ replications

Test	n = 1000	n = 2000
<i>Contaminated (multiplicative) Benford Distribution for digit 23 ($\alpha = 1.5$)</i>		
LR-multinomial	0.107	0.165
LR-decreasing	0.081	0.125
LR-generalized Benford	0.049	0.042
LR-Rodriguez	0.049	0.056
W_d^2 Imhof	0.051	0.058
W_d^2 chi-square approx.	0.048	0.056
U_d^2 Imhof	0.068	0.085
U_d^2 chi-square approx.	0.067	0.085
A_d^2 Imhof	0.045	0.055
A_d^2 chi-square approx.	0.044	0.053
Pearson's χ^2	0.091	0.165

Proportion of simulated data set rejecting the null hypothesis when simulated data are from Contaminated Multiplicative Benford distribution for digit 24 with $\alpha = 1.5$, $N = 1000$ replications

Test	n = 1000	n = 2000
<i>Contaminated (multiplicative) Benford Distribution for digit 24 ($\alpha = 1.5$)</i>		
LR-multinomial	0.113	0.158
LR-decreasing	0.078	0.108
LR-generalized Benford	0.047	0.039
LR-Rodriguez	0.050	0.058
W_d^2 Imhof	0.048	0.054
W_d^2 chi-square approx.	0.048	0.051
U_d^2 Imhof	0.066	0.078
U_d^2 chi-square approx.	0.065	0.076
A_d^2 Imhof	0.043	0.054
A_d^2 chi-square approx.	0.042	0.052
Pearson's χ^2	0.099	0.162

Proportion of simulated data set rejecting the null hypothesis when simulated data are from Contaminated Multiplicative Benford distribution for digit 25 with $\alpha = 1.5$, $N = 1000$ replications

Test	n = 1000	n = 2000
<i>Contaminated (multiplicative) Benford Distribution for digit 25 ($\alpha = 1.5$)</i>		
LR-multinomial	0.123	0.151
LR-decreasing	0.076	0.118
LR-generalized Benford	0.048	0.049
LR-Rodriguez	0.059	0.062
W_d^2 Imhof	0.053	0.058
W_d^2 chi-square approx.	0.051	0.054
U_d^2 Imhof	0.061	0.087
U_d^2 chi-square approx.	0.061	0.086
A_d^2 Imhof	0.049	0.056
A_d^2 chi-square approx.	0.048	0.052
Pearson's χ^2	0.102	0.153

Proportion of simulated data set rejecting the null hypothesis when simulated data are from Contaminated Multiplicative Benford distribution for digit 26 with $\alpha = 1.5$, $N = 1000$ replications

Test	n = 1000	n = 2000
<i>Contaminated (multiplicative) Benford Distribution for digit 26 ($\alpha = 1.5$)</i>		
LR-multinomial	0.117	0.134
LR-decreasing	0.073	0.106
LR-generalized Benford	0.048	0.046
LR-Rodriguez	0.055	0.066
W_d^2 Imhof	0.048	0.050
W_d^2 chi-square approx.	0.046	0.046
U_d^2 Imhof	0.064	0.078
U_d^2 chi-square approx.	0.063	0.078
A_d^2 Imhof	0.041	0.051
A_d^2 chi-square approx.	0.037	0.048
Pearson's χ^2	0.088	0.138

Proportion of simulated data set rejecting the null hypothesis when simulated data are from Contaminated Multiplicative Benford distribution for digit 27 with $\alpha = 1.5$, $N = 1000$ replications

Test	n = 1000	n = 2000
<i>Contaminated (multiplicative) Benford Distribution for digit 27 ($\alpha = 1.5$)</i>		
LR-multinomial	0.118	0.134
LR-decreasing	0.069	0.105
LR-generalized Benford	0.045	0.046
LR-Rodriguez	0.058	0.066
W_d^2 Imhof	0.046	0.047
W_d^2 chi-square approx.	0.045	0.045
U_d^2 Imhof	0.065	0.081
U_d^2 chi-square approx.	0.062	0.080
A_d^2 Imhof	0.041	0.051
A_d^2 chi-square approx.	0.039	0.049
Pearson's χ^2	0.083	0.133

Proportion of simulated data set rejecting the null hypothesis when simulated data are from Contaminated Multiplicative Benford distribution for digit 28 with $\alpha = 1.5$, $N = 1000$ replications

Test	n = 1000	n = 2000
<i>Contaminated (multiplicative) Benford Distribution for digit 28 ($\alpha = 1.5$)</i>		
LR-multinomial	0.123	0.151
LR-decreasing	0.065	0.101
LR-generalized Benford	0.046	0.044
LR-Rodriguez	0.056	0.059
W_d^2 Imhof	0.045	0.046
W_d^2 chi-square approx.	0.044	0.044
U_d^2 Imhof	0.058	0.079
U_d^2 chi-square approx.	0.057	0.077
A_d^2 Imhof	0.043	0.050
A_d^2 chi-square approx.	0.043	0.045
Pearson's χ^2	0.087	0.150

Proportion of simulated data set rejecting the null hypothesis when simulated data are from Contaminated Multiplicative Benford distribution for digit 29 with $\alpha = 1.5$, $N = 1000$ replications

Test	n = 1000	n = 2000
<i>Contaminated (multiplicative) Benford Distribution for digit 29 ($\alpha = 1.5$)</i>		
LR-multinomial	0.125	0.138
LR-decreasing	0.075	0.116
LR-generalized Benford	0.046	0.044
LR-Rodriguez	0.060	0.065
W_d^2 Imhof	0.044	0.041
W_d^2 chi-square approx.	0.042	0.041
U_d^2 Imhof	0.061	0.081
U_d^2 chi-square approx.	0.060	0.078
A_d^2 Imhof	0.040	0.047
A_d^2 chi-square approx.	0.039	0.045
Pearson's χ^2	0.101	0.133

Proportion of simulated data set rejecting the null hypothesis when simulated data are from Contaminated Multiplicative Benford distribution for digit 30 with $\alpha = 1.5$, $N = 1000$ replications

Test	n = 1000	n = 2000
<i>Contaminated (multiplicative) Benford Distribution for digit 30 ($\alpha = 1.5$)</i>		
LR-multinomial	0.116	0.136
LR-decreasing	0.076	0.109
LR-generalized Benford	0.046	0.042
LR-Rodriguez	0.059	0.066
W_d^2 Imhof	0.046	0.043
W_d^2 chi-square approx.	0.043	0.041
U_d^2 Imhof	0.062	0.081
U_d^2 chi-square approx.	0.059	0.079
A_d^2 Imhof	0.043	0.049
A_d^2 chi-square approx.	0.039	0.045
Pearson's χ^2	0.100	0.137

Proportion of simulated data set rejecting the null hypothesis when simulated data are from Contaminated Multiplicative Benford distribution for digit 31 with $\alpha = 1.5$, $N = 1000$ replications

Test	n = 1000	n = 2000
<i>Contaminated (multiplicative) Benford Distribution for digit 31 ($\alpha = 1.5$)</i>		
LR-multinomial	0.113	0.132
LR-decreasing	0.082	0.105
LR-generalized Benford	0.048	0.047
LR-Rodriguez	0.062	0.064
W_d^2 Imhof	0.045	0.049
W_d^2 chi-square approx.	0.043	0.049
U_d^2 Imhof	0.058	0.073
U_d^2 chi-square approx.	0.058	0.072
A_d^2 Imhof	0.037	0.051
A_d^2 chi-square approx.	0.034	0.049
Pearson's χ^2	0.095	0.129

Proportion of simulated data set rejecting the null hypothesis when simulated data are from Contaminated Multiplicative Benford distribution for digit 32 with $\alpha = 1.5$, $N = 1000$ replications

Test	n = 1000	n = 2000
<i>Contaminated (multiplicative) Benford Distribution for digit 32 ($\alpha = 1.5$)</i>		
LR-multinomial	0.112	0.125
LR-decreasing	0.071	0.101
LR-generalized Benford	0.050	0.044
LR-Rodriguez	0.059	0.070
W_d^2 Imhof	0.046	0.048
W_d^2 chi-square approx.	0.044	0.046
U_d^2 Imhof	0.054	0.076
U_d^2 chi-square approx.	0.054	0.076
A_d^2 Imhof	0.041	0.051
A_d^2 chi-square approx.	0.036	0.050
Pearson's χ^2	0.089	0.117

Proportion of simulated data set rejecting the null hypothesis when simulated data are from Contaminated Multiplicative Benford distribution for digit 33 with $\alpha = 1.5$, $N = 1000$ replications

Test	n = 1000	n = 2000
<i>Contaminated (multiplicative) Benford Distribution for digit 33 ($\alpha = 1.5$)</i>		
LR-multinomial	0.119	0.122
LR-decreasing	0.069	0.093
LR-generalized Benford	0.048	0.044
LR-Rodriguez	0.059	0.070
W_d^2 Imhof	0.044	0.047
W_d^2 chi-square approx.	0.043	0.047
U_d^2 Imhof	0.055	0.076
U_d^2 chi-square approx.	0.055	0.075
A_d^2 Imhof	0.041	0.054
A_d^2 chi-square approx.	0.038	0.051
Pearson's χ^2	0.092	0.115

Proportion of simulated data set rejecting the null hypothesis when simulated data are from Contaminated Multiplicative Benford distribution for digit 34 with $\alpha = 1.5$, $N = 1000$ replications

Test	n = 1000	n = 2000
<i>Contaminated (multiplicative) Benford Distribution for digit 34 ($\alpha = 1.5$)</i>		
LR-multinomial	0.122	0.124
LR-decreasing	0.072	0.089
LR-generalized Benford	0.048	0.045
LR-Rodriguez	0.063	0.068
W_d^2 Imhof	0.046	0.047
W_d^2 chi-square approx.	0.046	0.044
U_d^2 Imhof	0.057	0.073
U_d^2 chi-square approx.	0.056	0.071
A_d^2 Imhof	0.042	0.051
A_d^2 chi-square approx.	0.039	0.048
Pearson's χ^2	0.100	0.129

Proportion of simulated data set rejecting the null hypothesis when simulated data are from Contaminated Multiplicative Benford distribution for digit 35 with $\alpha = 1.5$, $N = 1000$ replications

Test	n = 1000	n = 2000
<i>Contaminated (multiplicative) Benford Distribution for digit 35 ($\alpha = 1.5$)</i>		
LR-multinomial	0.115	0.117
LR-decreasing	0.069	0.089
LR-generalized Benford	0.055	0.048
LR-Rodriguez	0.061	0.071
W_d^2 Imhof	0.050	0.048
W_d^2 chi-square approx.	0.047	0.046
U_d^2 Imhof	0.053	0.075
U_d^2 chi-square approx.	0.051	0.072
A_d^2 Imhof	0.046	0.047
A_d^2 chi-square approx.	0.044	0.047
Pearson's χ^2	0.082	0.120

Proportion of simulated data set rejecting the null hypothesis when simulated data are from Contaminated Multiplicative Benford distribution for digit 36 with $\alpha = 1.5$, $N = 1000$ replications

Test	n = 1000	n = 2000
<i>Contaminated (multiplicative) Benford Distribution for digit 36 ($\alpha = 1.5$)</i>		
LR-multinomial	0.112	0.114
LR-decreasing	0.069	0.084
LR-generalized Benford	0.056	0.045
LR-Rodriguez	0.061	0.070
W_d^2 Imhof	0.050	0.048
W_d^2 chi-square approx.	0.048	0.048
U_d^2 Imhof	0.054	0.072
U_d^2 chi-square approx.	0.051	0.070
A_d^2 Imhof	0.049	0.047
A_d^2 chi-square approx.	0.044	0.047
Pearson's χ^2	0.082	0.119

Proportion of simulated data set rejecting the null hypothesis when simulated data are from Contaminated Multiplicative Benford distribution for digit 37 with $\alpha = 1.5$, $N = 1000$ replications

Test	n = 1000	n = 2000
<i>Contaminated (multiplicative) Benford Distribution for digit 37 ($\alpha = 1.5$)</i>		
LR-multinomial	0.123	0.118
LR-decreasing	0.062	0.080
LR-generalized Benford	0.052	0.046
LR-Rodriguez	0.058	0.064
W_d^2 Imhof	0.050	0.049
W_d^2 chi-square approx.	0.046	0.046
U_d^2 Imhof	0.057	0.072
U_d^2 chi-square approx.	0.056	0.071
A_d^2 Imhof	0.042	0.047
A_d^2 chi-square approx.	0.040	0.047
Pearson's χ^2	0.094	0.122

Proportion of simulated data set rejecting the null hypothesis when simulated data are from Contaminated Multiplicative Benford distribution for digit 38 with $\alpha = 1.5$, $N = 1000$ replications

Test	n = 1000	n = 2000
<i>Contaminated (multiplicative) Benford Distribution for digit 38 ($\alpha = 1.5$)</i>		
LR-multinomial	0.116	0.111
LR-decreasing	0.060	0.074
LR-generalized Benford	0.053	0.048
LR-Rodriguez	0.061	0.063
W_d^2 Imhof	0.051	0.050
W_d^2 chi-square approx.	0.048	0.048
U_d^2 Imhof	0.061	0.071
U_d^2 chi-square approx.	0.060	0.070
A_d^2 Imhof	0.047	0.054
A_d^2 chi-square approx.	0.042	0.053
Pearson's χ^2	0.098	0.109

Proportion of simulated data set rejecting the null hypothesis when simulated data are from Contaminated Multiplicative Benford distribution for digit 39 with $\alpha = 1.5$, $N = 1000$ replications

Test	n = 1000	n = 2000
<i>Contaminated (multiplicative) Benford Distribution for digit 39 ($\alpha = 1.5$)</i>		
LR-multinomial	0.113	0.106
LR-decreasing	0.057	0.073
LR-generalized Benford	0.049	0.048
LR-Rodriguez	0.062	0.066
W_d^2 Imhof	0.048	0.049
W_d^2 chi-square approx.	0.047	0.049
U_d^2 Imhof	0.062	0.069
U_d^2 chi-square approx.	0.061	0.069
A_d^2 Imhof	0.047	0.053
A_d^2 chi-square approx.	0.044	0.051
Pearson's χ^2	0.102	0.107

Proportion of simulated data set rejecting the null hypothesis when simulated data are from Contaminated Multiplicative Benford distribution for digit 40 with $\alpha = 1.5$, $N = 1000$ replications

Test	n = 1000	n = 2000
<i>Contaminated (multiplicative) Benford Distribution for digit 40 ($\alpha = 1.5$)</i>		
LR-multinomial	0.112	0.118
LR-decreasing	0.059	0.068
LR-generalized Benford	0.049	0.050
LR-Rodriguez	0.061	0.067
W_d^2 Imhof	0.049	0.052
W_d^2 chi-square approx.	0.046	0.050
U_d^2 Imhof	0.063	0.072
U_d^2 chi-square approx.	0.062	0.071
A_d^2 Imhof	0.045	0.051
A_d^2 chi-square approx.	0.042	0.048
Pearson's χ^2	0.090	0.119

Proportion of simulated data set rejecting the null hypothesis when simulated data are from Contaminated Multiplicative Benford distribution for digit 41 with $\alpha = 1.5$, $N = 1000$ replications

Test	n = 1000	n = 2000
<i>Contaminated (multiplicative) Benford Distribution for digit 41 ($\alpha = 1.5$)</i>		
LR-multinomial	0.107	0.116
LR-decreasing	0.063	0.062
LR-generalized Benford	0.051	0.048
LR-Rodriguez	0.057	0.066
W_d^2 Imhof	0.048	0.052
W_d^2 chi-square approx.	0.045	0.046
U_d^2 Imhof	0.055	0.063
U_d^2 chi-square approx.	0.052	0.062
A_d^2 Imhof	0.043	0.051
A_d^2 chi-square approx.	0.039	0.049
Pearson's χ^2	0.087	0.112

Proportion of simulated data set rejecting the null hypothesis when simulated data are from Contaminated Multiplicative Benford distribution for digit 42 with $\alpha = 1.5$, $N = 1000$ replications

Test	n = 1000	n = 2000
<i>Contaminated (multiplicative) Benford Distribution for digit 42 ($\alpha = 1.5$)</i>		
LR-multinomial	0.108	0.117
LR-decreasing	0.067	0.063
LR-generalized Benford	0.052	0.049
LR-Rodriguez	0.056	0.065
W_d^2 Imhof	0.047	0.050
W_d^2 chi-square approx.	0.046	0.049
U_d^2 Imhof	0.050	0.062
U_d^2 chi-square approx.	0.049	0.060
A_d^2 Imhof	0.042	0.052
A_d^2 chi-square approx.	0.039	0.048
Pearson's χ^2	0.088	0.108

Proportion of simulated data set rejecting the null hypothesis when simulated data are from Contaminated Multiplicative Benford distribution for digit 43 with $\alpha = 1.5$, $N = 1000$ replications

Test	n = 1000	n = 2000
<i>Contaminated (multiplicative) Benford Distribution for digit 43 ($\alpha = 1.5$)</i>		
LR-multinomial	0.109	0.132
LR-decreasing	0.058	0.063
LR-generalized Benford	0.046	0.048
LR-Rodriguez	0.058	0.069
W_d^2 Imhof	0.048	0.049
W_d^2 chi-square approx.	0.046	0.047
U_d^2 Imhof	0.051	0.064
U_d^2 chi-square approx.	0.051	0.063
A_d^2 Imhof	0.047	0.047
A_d^2 chi-square approx.	0.042	0.044
Pearson's χ^2	0.089	0.123

Proportion of simulated data set rejecting the null hypothesis when simulated data are from Contaminated Multiplicative Benford distribution for digit 44 with $\alpha = 1.5$, $N = 1000$ replications

Test	n = 1000	n = 2000
<i>Contaminated (multiplicative) Benford Distribution for digit 44 ($\alpha = 1.5$)</i>		
LR-multinomial	0.106	0.118
LR-decreasing	0.063	0.065
LR-generalized Benford	0.048	0.047
LR-Rodriguez	0.059	0.069
W_d^2 Imhof	0.046	0.052
W_d^2 chi-square approx.	0.044	0.048
U_d^2 Imhof	0.052	0.064
U_d^2 chi-square approx.	0.052	0.063
A_d^2 Imhof	0.050	0.051
A_d^2 chi-square approx.	0.047	0.049
Pearson's χ^2	0.089	0.113

Proportion of simulated data set rejecting the null hypothesis when simulated data are from Contaminated Multiplicative Benford distribution for digit 45 with $\alpha = 1.5$, $N = 1000$ replications

Test	n = 1000	n = 2000
<i>Contaminated (multiplicative) Benford Distribution for digit 45 ($\alpha = 1.5$)</i>		
LR-multinomial	0.106	0.112
LR-decreasing	0.059	0.070
LR-generalized Benford	0.049	0.046
LR-Rodriguez	0.060	0.068
W_d^2 Imhof	0.048	0.049
W_d^2 chi-square approx.	0.043	0.047
U_d^2 Imhof	0.051	0.064
U_d^2 chi-square approx.	0.051	0.063
A_d^2 Imhof	0.049	0.050
A_d^2 chi-square approx.	0.048	0.050
Pearson's χ^2	0.088	0.112

Proportion of simulated data set rejecting the null hypothesis when simulated data are from Contaminated Multiplicative Benford distribution for digit 46 with $\alpha = 1.5$, $N = 1000$ replications

Test	n = 1000	n = 2000
<i>Contaminated (multiplicative) Benford Distribution for digit 46 ($\alpha = 1.5$)</i>		
LR-multinomial	0.104	0.098
LR-decreasing	0.062	0.067
LR-generalized Benford	0.052	0.046
LR-Rodriguez	0.060	0.068
W_d^2 Imhof	0.048	0.052
W_d^2 chi-square approx.	0.047	0.052
U_d^2 Imhof	0.050	0.062
U_d^2 chi-square approx.	0.048	0.061
A_d^2 Imhof	0.047	0.051
A_d^2 chi-square approx.	0.042	0.047
Pearson's χ^2	0.081	0.107

Proportion of simulated data set rejecting the null hypothesis when simulated data are from Contaminated Multiplicative Benford distribution for digit 47 with $\alpha = 1.5$, $N = 1000$ replications

Test	n = 1000	n = 2000
<i>Contaminated (multiplicative) Benford Distribution for digit 47 ($\alpha = 1.5$)</i>		
LR-multinomial	0.101	0.101
LR-decreasing	0.060	0.068
LR-generalized Benford	0.048	0.046
LR-Rodriguez	0.058	0.069
W_d^2 Imhof	0.053	0.047
W_d^2 chi-square approx.	0.048	0.047
U_d^2 Imhof	0.051	0.061
U_d^2 chi-square approx.	0.050	0.061
A_d^2 Imhof	0.043	0.051
A_d^2 chi-square approx.	0.040	0.048
Pearson's χ^2	0.080	0.114

Proportion of simulated data set rejecting the null hypothesis when simulated data are from Contaminated Multiplicative Benford distribution for digit 48 with $\alpha = 1.5$, $N = 1000$ replications

Test	n = 1000	n = 2000
<i>Contaminated (multiplicative) Benford Distribution for digit 48 ($\alpha = 1.5$)</i>		
LR-multinomial	0.101	0.102
LR-decreasing	0.060	0.071
LR-generalized Benford	0.048	0.045
LR-Rodriguez	0.057	0.069
W_d^2 Imhof	0.051	0.047
W_d^2 chi-square approx.	0.049	0.046
U_d^2 Imhof	0.051	0.059
U_d^2 chi-square approx.	0.051	0.059
A_d^2 Imhof	0.044	0.051
A_d^2 chi-square approx.	0.040	0.049
Pearson's χ^2	0.075	0.102

Proportion of simulated data set rejecting the null hypothesis when simulated data are from Contaminated Multiplicative Benford distribution for digit 49 with $\alpha = 1.5$, $N = 1000$ replications

Test	n = 1000	n = 2000
<i>Contaminated (multiplicative) Benford Distribution for digit 49 ($\alpha = 1.5$)</i>		
LR-multinomial	0.102	0.105
LR-decreasing	0.065	0.065
LR-generalized Benford	0.056	0.048
LR-Rodriguez	0.058	0.067
W_d^2 Imhof	0.050	0.050
W_d^2 chi-square approx.	0.049	0.050
U_d^2 Imhof	0.056	0.064
U_d^2 chi-square approx.	0.053	0.062
A_d^2 Imhof	0.049	0.055
A_d^2 chi-square approx.	0.047	0.053
Pearson's χ^2	0.076	0.100

Proportion of simulated data set rejecting the null hypothesis when simulated data are from Contaminated Multiplicative Benford distribution for digit 50 with $\alpha = 1.5$, $N = 1000$ replications

Test	n = 1000	n = 2000
<i>Contaminated (multiplicative) Benford Distribution for digit 50 ($\alpha = 1.5$)</i>		
LR-multinomial	0.100	0.093
LR-decreasing	0.059	0.063
LR-generalized Benford	0.051	0.046
LR-Rodriguez	0.057	0.066
W_d^2 Imhof	0.050	0.049
W_d^2 chi-square approx.	0.049	0.045
U_d^2 Imhof	0.048	0.063
U_d^2 chi-square approx.	0.048	0.062
A_d^2 Imhof	0.048	0.046
A_d^2 chi-square approx.	0.045	0.045
Pearson's χ^2	0.081	0.096

Proportion of simulated data set rejecting the null hypothesis when simulated data are from Contaminated Multiplicative Benford distribution for digit 51 with $\alpha = 1.5$, $N = 1000$ replications

Test	n = 1000	n = 2000
<i>Contaminated (multiplicative) Benford Distribution for digit 51 ($\alpha = 1.5$)</i>		
LR-multinomial	0.093	0.087
LR-decreasing	0.057	0.063
LR-generalized Benford	0.051	0.046
LR-Rodriguez	0.059	0.065
W_d^2 Imhof	0.051	0.048
W_d^2 chi-square approx.	0.049	0.046
U_d^2 Imhof	0.047	0.062
U_d^2 chi-square approx.	0.045	0.062
A_d^2 Imhof	0.048	0.046
A_d^2 chi-square approx.	0.044	0.045
Pearson's χ^2	0.070	0.091

Proportion of simulated data set rejecting the null hypothesis when simulated data are from Contaminated Multiplicative Benford distribution for digit 52 with $\alpha = 1.5$, $N = 1000$ replications

Test	n = 1000	n = 2000
<i>Contaminated (multiplicative) Benford Distribution for digit 52 ($\alpha = 1.5$)</i>		
LR-multinomial	0.101	0.096
LR-decreasing	0.056	0.058
LR-generalized Benford	0.052	0.046
LR-Rodriguez	0.059	0.065
W_d^2 Imhof	0.050	0.052
W_d^2 chi-square approx.	0.044	0.050
U_d^2 Imhof	0.049	0.060
U_d^2 chi-square approx.	0.049	0.059
A_d^2 Imhof	0.046	0.051
A_d^2 chi-square approx.	0.045	0.049
Pearson's χ^2	0.076	0.100

Proportion of simulated data set rejecting the null hypothesis when simulated data are from Contaminated Multiplicative Benford distribution for digit 53 with $\alpha = 1.5$, $N = 1000$ replications

Test	n = 1000	n = 2000
<i>Contaminated (multiplicative) Benford Distribution for digit 53 ($\alpha = 1.5$)</i>		
LR-multinomial	0.104	0.094
LR-decreasing	0.056	0.061
LR-generalized Benford	0.049	0.051
LR-Rodriguez	0.055	0.066
W_d^2 Imhof	0.050	0.055
W_d^2 chi-square approx.	0.049	0.053
U_d^2 Imhof	0.049	0.060
U_d^2 chi-square approx.	0.049	0.058
A_d^2 Imhof	0.046	0.055
A_d^2 chi-square approx.	0.046	0.052
Pearson's χ^2	0.070	0.101

Proportion of simulated data set rejecting the null hypothesis when simulated data are from Contaminated Multiplicative Benford distribution for digit 54 with $\alpha = 1.5$, $N = 1000$ replications

Test	n = 1000	n = 2000
<i>Contaminated (multiplicative) Benford Distribution for digit 54 ($\alpha = 1.5$)</i>		
LR-multinomial	0.098	0.095
LR-decreasing	0.056	0.058
LR-generalized Benford	0.048	0.050
LR-Rodriguez	0.056	0.064
W_d^2 Imhof	0.048	0.056
W_d^2 chi-square approx.	0.046	0.055
U_d^2 Imhof	0.052	0.061
U_d^2 chi-square approx.	0.048	0.061
A_d^2 Imhof	0.046	0.055
A_d^2 chi-square approx.	0.044	0.051
Pearson's χ^2	0.070	0.099

Proportion of simulated data set rejecting the null hypothesis when simulated data are from Contaminated Multiplicative Benford distribution for digit 55 with $\alpha = 1.5$, $N = 1000$ replications

Test	n = 1000	n = 2000
<i>Contaminated (multiplicative) Benford Distribution for digit 55 ($\alpha = 1.5$)</i>		
LR-multinomial	0.083	0.092
LR-decreasing	0.055	0.062
LR-generalized Benford	0.051	0.051
LR-Rodriguez	0.054	0.064
W_d^2 Imhof	0.051	0.053
W_d^2 chi-square approx.	0.051	0.051
U_d^2 Imhof	0.043	0.064
U_d^2 chi-square approx.	0.043	0.063
A_d^2 Imhof	0.048	0.052
A_d^2 chi-square approx.	0.046	0.050
Pearson's χ^2	0.076	0.097

Proportion of simulated data set rejecting the null hypothesis when simulated data are from Contaminated Multiplicative Benford distribution for digit 56 with $\alpha = 1.5$, $N = 1000$ replications

Test	n = 1000	n = 2000
<i>Contaminated (multiplicative) Benford Distribution for digit 56 ($\alpha = 1.5$)</i>		
LR-multinomial	0.097	0.103
LR-decreasing	0.056	0.061
LR-generalized Benford	0.051	0.047
LR-Rodriguez	0.057	0.061
W_d^2 Imhof	0.050	0.051
W_d^2 chi-square approx.	0.049	0.049
U_d^2 Imhof	0.051	0.060
U_d^2 chi-square approx.	0.050	0.058
A_d^2 Imhof	0.048	0.049
A_d^2 chi-square approx.	0.043	0.049
Pearson's χ^2	0.079	0.099

Proportion of simulated data set rejecting the null hypothesis when simulated data are from Contaminated Multiplicative Benford distribution for digit 57 with $\alpha = 1.5$, $N = 1000$ replications

Test	n = 1000	n = 2000
<i>Contaminated (multiplicative) Benford Distribution for digit 57 ($\alpha = 1.5$)</i>		
LR-multinomial	0.095	0.102
LR-decreasing	0.053	0.059
LR-generalized Benford	0.053	0.047
LR-Rodriguez	0.056	0.061
W_d^2 Imhof	0.050	0.051
W_d^2 chi-square approx.	0.050	0.049
U_d^2 Imhof	0.051	0.058
U_d^2 chi-square approx.	0.051	0.057
A_d^2 Imhof	0.048	0.049
A_d^2 chi-square approx.	0.042	0.049
Pearson's χ^2	0.077	0.099

Proportion of simulated data set rejecting the null hypothesis when simulated data are from Contaminated Multiplicative Benford distribution for digit 58 with $\alpha = 1.5$, $N = 1000$ replications

Test	n = 1000	n = 2000
<i>Contaminated (multiplicative) Benford Distribution for digit 58 ($\alpha = 1.5$)</i>		
LR-multinomial	0.090	0.101
LR-decreasing	0.053	0.057
LR-generalized Benford	0.054	0.049
LR-Rodriguez	0.055	0.066
W_d^2 Imhof	0.047	0.053
W_d^2 chi-square approx.	0.047	0.052
U_d^2 Imhof	0.045	0.067
U_d^2 chi-square approx.	0.044	0.065
A_d^2 Imhof	0.046	0.049
A_d^2 chi-square approx.	0.043	0.048
Pearson's χ^2	0.070	0.096

Proportion of simulated data set rejecting the null hypothesis when simulated data are from Contaminated Multiplicative Benford distribution for digit 59 with $\alpha = 1.5$, $N = 1000$ replications

Test	n = 1000	n = 2000
<i>Contaminated (multiplicative) Benford Distribution for digit 59 ($\alpha = 1.5$)</i>		
LR-multinomial	0.086	0.099
LR-decreasing	0.058	0.059
LR-generalized Benford	0.052	0.048
LR-Rodriguez	0.051	0.060
W_d^2 Imhof	0.052	0.053
W_d^2 chi-square approx.	0.050	0.051
U_d^2 Imhof	0.051	0.058
U_d^2 chi-square approx.	0.050	0.057
A_d^2 Imhof	0.051	0.050
A_d^2 chi-square approx.	0.046	0.048
Pearson's χ^2	0.071	0.096

Proportion of simulated data set rejecting the null hypothesis when simulated data are from Contaminated Multiplicative Benford distribution for digit 60 with $\alpha = 1.5$, $N = 1000$ replications

Test	n = 1000	n = 2000
<i>Contaminated (multiplicative) Benford Distribution for digit 60 ($\alpha = 1.5$)</i>		
LR-multinomial	0.084	0.097
LR-decreasing	0.059	0.058
LR-generalized Benford	0.053	0.048
LR-Rodriguez	0.052	0.061
W_d^2 Imhof	0.053	0.052
W_d^2 chi-square approx.	0.051	0.051
U_d^2 Imhof	0.050	0.057
U_d^2 chi-square approx.	0.050	0.057
A_d^2 Imhof	0.050	0.050
A_d^2 chi-square approx.	0.048	0.048
Pearson's χ^2	0.073	0.100

Proportion of simulated data set rejecting the null hypothesis when simulated data are from Contaminated Multiplicative Benford distribution for digit 61 with $\alpha = 1.5$, $N = 1000$ replications

Test	n = 1000	n = 2000
<i>Contaminated (multiplicative) Benford Distribution for digit 61 ($\alpha = 1.5$)</i>		
LR-multinomial	0.090	0.087
LR-decreasing	0.058	0.053
LR-generalized Benford	0.050	0.047
LR-Rodriguez	0.055	0.063
W_d^2 Imhof	0.052	0.052
W_d^2 chi-square approx.	0.049	0.050
U_d^2 Imhof	0.048	0.058
U_d^2 chi-square approx.	0.048	0.058
A_d^2 Imhof	0.044	0.052
A_d^2 chi-square approx.	0.041	0.051
Pearson's χ^2	0.065	0.087

Proportion of simulated data set rejecting the null hypothesis when simulated data are from Contaminated Multiplicative Benford distribution for digit 62 with $\alpha = 1.5$, $N = 1000$ replications

Test	n = 1000	n = 2000
<i>Contaminated (multiplicative) Benford Distribution for digit 62 ($\alpha = 1.5$)</i>		
LR-multinomial	0.102	0.087
LR-decreasing	0.055	0.048
LR-generalized Benford	0.049	0.047
LR-Rodriguez	0.057	0.060
W_d^2 Imhof	0.051	0.051
W_d^2 chi-square approx.	0.049	0.051
U_d^2 Imhof	0.050	0.061
U_d^2 chi-square approx.	0.050	0.058
A_d^2 Imhof	0.047	0.050
A_d^2 chi-square approx.	0.041	0.047
Pearson's χ^2	0.086	0.092

Proportion of simulated data set rejecting the null hypothesis when simulated data are from Contaminated Multiplicative Benford distribution for digit 63 with $\alpha = 1.$, $N = 1000$ replications

Test	n = 1000	n = 2000
<i>Contaminated (multiplicative) Benford Distribution for digit 63 ($\alpha = 1.5$)</i>		
LR-multinomial	0.100	0.087
LR-decreasing	0.058	0.050
LR-generalized Benford	0.049	0.047
LR-Rodriguez	0.057	0.061
W_d^2 Imhof	0.051	0.051
W_d^2 chi-square approx.	0.049	0.049
U_d^2 Imhof	0.051	0.059
U_d^2 chi-square approx.	0.051	0.059
A_d^2 Imhof	0.049	0.049
A_d^2 chi-square approx.	0.043	0.048
Pearson's χ^2	0.087	0.086

Proportion of simulated data set rejecting the null hypothesis when simulated data are from Contaminated Multiplicative Benford distribution for digit 64 with $\alpha = 1.5$, $N = 1000$ replications

Test	n = 1000	n = 2000
<i>Contaminated (multiplicative) Benford Distribution for digit 64 ($\alpha = 1.5$)</i>		
LR-multinomial	0.095	0.083
LR-decreasing	0.054	0.056
LR-generalized Benford	0.052	0.048
LR-Rodriguez	0.052	0.062
W_d^2 Imhof	0.052	0.052
W_d^2 chi-square approx.	0.052	0.050
U_d^2 Imhof	0.050	0.060
U_d^2 chi-square approx.	0.049	0.059
A_d^2 Imhof	0.041	0.050
A_d^2 chi-square approx.	0.039	0.046
Pearson's χ^2	0.080	0.087

Proportion of simulated data set rejecting the null hypothesis when simulated data are from Contaminated Multiplicative Benford distribution for digit 65 with $\alpha = 1.5$, $N = 1000$ replications

Test	n = 1000	n = 2000
<i>Contaminated (multiplicative) Benford Distribution for digit 65 ($\alpha = 1.5$)</i>		
LR-multinomial	0.093	0.088
LR-decreasing	0.054	0.053
LR-generalized Benford	0.051	0.052
LR-Rodriguez	0.054	0.063
W_d^2 Imhof	0.054	0.056
W_d^2 chi-square approx.	0.051	0.056
U_d^2 Imhof	0.051	0.059
U_d^2 chi-square approx.	0.050	0.059
A_d^2 Imhof	0.050	0.059
A_d^2 chi-square approx.	0.046	0.054
Pearson's χ^2	0.066	0.087

Proportion of simulated data set rejecting the null hypothesis when simulated data are from Contaminated Multiplicative Benford distribution for digit 66 with $\alpha = 1.5$, $N = 1000$ replications

Test	n = 1000	n = 2000
<i>Contaminated (multiplicative) Benford Distribution for digit 66 ($\alpha = 1.5$)</i>		
LR-multinomial	0.099	0.088
LR-decreasing	0.054	0.050
LR-generalized Benford	0.052	0.052
LR-Rodriguez	0.053	0.064
W_d^2 Imhof	0.054	0.056
W_d^2 chi-square approx.	0.051	0.056
U_d^2 Imhof	0.050	0.060
U_d^2 chi-square approx.	0.050	0.060
A_d^2 Imhof	0.050	0.059
A_d^2 chi-square approx.	0.046	0.053
Pearson's χ^2	0.075	0.095

Proportion of simulated data set rejecting the null hypothesis when simulated data are from Contaminated Multiplicative Benford distribution for digit 67 with $\alpha = 1.5$, $N = 1000$ replications

Test	n = 1000	n = 2000
<i>Contaminated (multiplicative) Benford Distribution for digit 67 ($\alpha = 1.5$)</i>		
LR-multinomial	0.105	0.088
LR-decreasing	0.057	0.054
LR-generalized Benford	0.055	0.052
LR-Rodriguez	0.052	0.059
W_d^2 Imhof	0.050	0.051
W_d^2 chi-square approx.	0.048	0.049
U_d^2 Imhof	0.050	0.064
U_d^2 chi-square approx.	0.049	0.064
A_d^2 Imhof	0.043	0.055
A_d^2 chi-square approx.	0.043	0.054
Pearson's χ^2	0.081	0.090

Proportion of simulated data set rejecting the null hypothesis when simulated data are from Contaminated Multiplicative Benford distribution for digit 68 with $\alpha = 1.5$, $N = 1000$ replications

Test	n = 1000	n = 2000
<i>Contaminated (multiplicative) Benford Distribution for digit 68 ($\alpha = 1.5$)</i>		
LR-multinomial	0.111	0.092
LR-decreasing	0.056	0.056
LR-generalized Benford	0.054	0.048
LR-Rodriguez	0.052	0.060
W_d^2 Imhof	0.052	0.055
W_d^2 chi-square approx.	0.051	0.054
U_d^2 Imhof	0.051	0.063
U_d^2 chi-square approx.	0.051	0.062
A_d^2 Imhof	0.050	0.054
A_d^2 chi-square approx.	0.047	0.050
Pearson's χ^2	0.082	0.090

Proportion of simulated data set rejecting the null hypothesis when simulated data are from Contaminated Multiplicative Benford distribution for digit 69 with $\alpha = 1.5$, $N = 1000$ replications

Test	n = 1000	n = 2000
<i>Contaminated (multiplicative) Benford Distribution for digit 69 ($\alpha = 1.5$)</i>		
LR-multinomial	0.107	0.084
LR-decreasing	0.054	0.054
LR-generalized Benford	0.054	0.048
LR-Rodriguez	0.052	0.061
W_d^2 Imhof	0.053	0.054
W_d^2 chi-square approx.	0.051	0.053
U_d^2 Imhof	0.053	0.061
U_d^2 chi-square approx.	0.051	0.060
A_d^2 Imhof	0.050	0.054
A_d^2 chi-square approx.	0.047	0.051
Pearson's χ^2	0.077	0.090

Proportion of simulated data set rejecting the null hypothesis when simulated data are from Contaminated Multiplicative Benford distribution for digit 70 with $\alpha = 1.5$, $N = 1000$ replications

Test	n = 1000	n = 2000
<i>Contaminated (multiplicative) Benford Distribution for digit 70 ($\alpha = 1.5$)</i>		
LR-multinomial	0.100	0.092
LR-decreasing	0.057	0.050
LR-generalized Benford	0.050	0.049
LR-Rodriguez	0.055	0.063
W_d^2 Imhof	0.051	0.052
W_d^2 chi-square approx.	0.051	0.050
U_d^2 Imhof	0.048	0.060
U_d^2 chi-square approx.	0.047	0.058
A_d^2 Imhof	0.050	0.051
A_d^2 chi-square approx.	0.046	0.050
Pearson's χ^2	0.075	0.094

Proportion of simulated data set rejecting the null hypothesis when simulated data are from Contaminated Multiplicative Benford distribution for digit 71 with $\alpha = 1.5$, $N = 1000$ replications

Test	n = 1000	n = 2000
<i>Contaminated (multiplicative) Benford Distribution for digit 71 ($\alpha = 1.5$)</i>		
LR-multinomial	0.103	0.087
LR-decreasing	0.054	0.053
LR-generalized Benford	0.055	0.050
LR-Rodriguez	0.055	0.065
W_d^2 Imhof	0.052	0.051
W_d^2 chi-square approx.	0.050	0.050
U_d^2 Imhof	0.047	0.058
U_d^2 chi-square approx.	0.046	0.058
A_d^2 Imhof	0.042	0.048
A_d^2 chi-square approx.	0.041	0.046
Pearson's χ^2	0.082	0.090

Proportion of simulated data set rejecting the null hypothesis when simulated data are from Contaminated Multiplicative Benford distribution for digit 72 with $\alpha = 1.5$, $N = 1000$ replications

Test	n = 1000	n = 2000
<i>Contaminated (multiplicative) Benford Distribution for digit 72 ($\alpha = 1.5$)</i>		
LR-multinomial	0.104	0.091
LR-decreasing	0.053	0.056
LR-generalized Benford	0.053	0.051
LR-Rodriguez	0.054	0.063
W_d^2 Imhof	0.052	0.050
W_d^2 chi-square approx.	0.050	0.050
U_d^2 Imhof	0.047	0.058
U_d^2 chi-square approx.	0.047	0.058
A_d^2 Imhof	0.042	0.049
A_d^2 chi-square approx.	0.040	0.047
Pearson's χ^2	0.072	0.091

Proportion of simulated data set rejecting the null hypothesis when simulated data are from Contaminated Multiplicative Benford distribution for digit 73 with $\alpha = 1.5$, $N = 1000$ replications

Test	n = 1000	n = 2000
<i>Contaminated (multiplicative) Benford Distribution for digit 73 ($\alpha = 1.5$)</i>		
LR-multinomial	0.101	0.085
LR-decreasing	0.050	0.049
LR-generalized Benford	0.050	0.053
LR-Rodriguez	0.049	0.060
W_d^2 Imhof	0.047	0.050
W_d^2 chi-square approx.	0.046	0.050
U_d^2 Imhof	0.046	0.057
U_d^2 chi-square approx.	0.046	0.054
A_d^2 Imhof	0.043	0.049
A_d^2 chi-square approx.	0.041	0.048
Pearson's χ^2	0.068	0.081

Proportion of simulated data set rejecting the null hypothesis when simulated data are from Contaminated Multiplicative Benford distribution for digit 74 with $\alpha = 1.5$, $N = 1000$ replications

Test	n = 1000	n = 2000
<i>Contaminated (multiplicative) Benford Distribution for digit 74 ($\alpha = 1.5$)</i>		
LR-multinomial	0.097	0.085
LR-decreasing	0.052	0.053
LR-generalized Benford	0.052	0.050
LR-Rodriguez	0.056	0.062
W_d^2 Imhof	0.051	0.050
W_d^2 chi-square approx.	0.049	0.050
U_d^2 Imhof	0.052	0.057
U_d^2 chi-square approx.	0.051	0.054
A_d^2 Imhof	0.043	0.048
A_d^2 chi-square approx.	0.039	0.048
Pearson's χ^2	0.068	0.094

Proportion of simulated data set rejecting the null hypothesis when simulated data are from Contaminated Multiplicative Benford distribution for digit 75 with $\alpha = 1.5$, $N = 1000$ replications

Test	n = 1000	n = 2000
<i>Contaminated (multiplicative) Benford Distribution for digit 75 ($\alpha = 1.5$)</i>		
LR-multinomial	0.095	0.087
LR-decreasing	0.052	0.053
LR-generalized Benford	0.053	0.051
LR-Rodriguez	0.057	0.062
W_d^2 Imhof	0.050	0.050
W_d^2 chi-square approx.	0.049	0.049
U_d^2 Imhof	0.052	0.055
U_d^2 chi-square approx.	0.049	0.054
A_d^2 Imhof	0.043	0.049
A_d^2 chi-square approx.	0.038	0.048
Pearson's χ^2	0.067	0.090

Proportion of simulated data set rejecting the null hypothesis when simulated data are from Contaminated Multiplicative Benford distribution for digit 76 with $\alpha = 1.5$, $N = 1000$ replications

Test	n = 1000	n = 2000
<i>Contaminated (multiplicative) Benford Distribution for digit 76 ($\alpha = 1.5$)</i>		
LR-multinomial	0.107	0.086
LR-decreasing	0.055	0.050
LR-generalized Benford	0.054	0.049
LR-Rodriguez	0.048	0.056
W_d^2 Imhof	0.050	0.051
W_d^2 chi-square approx.	0.048	0.050
U_d^2 Imhof	0.048	0.057
U_d^2 chi-square approx.	0.048	0.053
A_d^2 Imhof	0.045	0.053
A_d^2 chi-square approx.	0.043	0.048
Pearson's χ^2	0.073	0.094

Proportion of simulated data set rejecting the null hypothesis when simulated data are from Contaminated Multiplicative Benford distribution for digit 77 with $\alpha = 1.5$, $N = 1000$ replications

Test	n = 1000	n = 2000
<i>Contaminated (multiplicative) Benford Distribution for digit 77 ($\alpha = 1.5$)</i>		
LR-multinomial	0.092	0.077
LR-decreasing	0.048	0.048
LR-generalized Benford	0.051	0.049
LR-Rodriguez	0.053	0.066
W_d^2 Imhof	0.049	0.051
W_d^2 chi-square approx.	0.049	0.051
U_d^2 Imhof	0.054	0.059
U_d^2 chi-square approx.	0.053	0.059
A_d^2 Imhof	0.043	0.053
A_d^2 chi-square approx.	0.042	0.051
Pearson's χ^2	0.069	0.079

Proportion of simulated data set rejecting the null hypothesis when simulated data are from Contaminated Multiplicative Benford distribution for digit 78 with $\alpha = 1.5$, $N = 1000$ replications

Test	n = 1000	n = 2000
<i>Contaminated (multiplicative) Benford Distribution for digit 78 ($\alpha = 1.5$)</i>		
LR-multinomial	0.092	0.086
LR-decreasing	0.047	0.048
LR-generalized Benford	0.051	0.049
LR-Rodriguez	0.055	0.067
W_d^2 Imhof	0.049	0.051
W_d^2 chi-square approx.	0.049	0.050
U_d^2 Imhof	0.056	0.058
U_d^2 chi-square approx.	0.053	0.057
A_d^2 Imhof	0.044	0.054
A_d^2 chi-square approx.	0.043	0.051
Pearson's χ^2	0.062	0.083

Proportion of simulated data set rejecting the null hypothesis when simulated data are from Contaminated Multiplicative Benford distribution for digit 79 with $\alpha = 1.5$, $N = 1000$ replications

Test	n = 1000	n = 2000
<i>Contaminated (multiplicative) Benford Distribution for digit 79 ($\alpha = 1.5$)</i>		
LR-multinomial	0.096	0.085
LR-decreasing	0.048	0.048
LR-generalized Benford	0.055	0.051
LR-Rodriguez	0.057	0.062
W_d^2 Imhof	0.050	0.052
W_d^2 chi-square approx.	0.048	0.049
U_d^2 Imhof	0.051	0.056
U_d^2 chi-square approx.	0.051	0.055
A_d^2 Imhof	0.046	0.050
A_d^2 chi-square approx.	0.045	0.049
Pearson's χ^2	0.074	0.085

Proportion of simulated data set rejecting the null hypothesis when simulated data are from Contaminated Multiplicative Benford distribution for digit 80 with $\alpha = 1.5$, $N = 1000$ replications

Test	n = 1000	n = 2000
<i>Contaminated (multiplicative) Benford Distribution for digit 80 ($\alpha = 1.5$)</i>		
LR-multinomial	0.099	0.081
LR-decreasing	0.053	0.054
LR-generalized Benford	0.053	0.053
LR-Rodriguez	0.055	0.067
W_d^2 Imhof	0.053	0.047
W_d^2 chi-square approx.	0.051	0.047
U_d^2 Imhof	0.055	0.062
U_d^2 chi-square approx.	0.054	0.062
A_d^2 Imhof	0.046	0.052
A_d^2 chi-square approx.	0.044	0.051
Pearson's χ^2	0.070	0.080

Proportion of simulated data set rejecting the null hypothesis when simulated data are from Contaminated Multiplicative Benford distribution for digit 81 with $\alpha = 1.5$, $N = 1000$ replications

Test	n = 1000	n = 2000
<i>Contaminated (multiplicative) Benford Distribution for digit 81 ($\alpha = 1.5$)</i>		
LR-multinomial	0.100	0.085
LR-decreasing	0.050	0.051
LR-generalized Benford	0.052	0.053
LR-Rodriguez	0.055	0.065
W_d^2 Imhof	0.053	0.048
W_d^2 chi-square approx.	0.051	0.047
U_d^2 Imhof	0.054	0.063
U_d^2 chi-square approx.	0.052	0.063
A_d^2 Imhof	0.046	0.052
A_d^2 chi-square approx.	0.045	0.051
Pearson's χ^2	0.070	0.084

Proportion of simulated data set rejecting the null hypothesis when simulated data are from Contaminated Multiplicative Benford distribution for digit 82 with $\alpha = 1.5$, $N = 1000$ replications

Test	n = 1000	n = 2000
<i>Contaminated (multiplicative) Benford Distribution for digit 82 ($\alpha = 1.5$)</i>		
LR-multinomial	0.093	0.082
LR-decreasing	0.050	0.051
LR-generalized Benford	0.054	0.048
LR-Rodriguez	0.054	0.063
W_d^2 Imhof	0.054	0.052
W_d^2 chi-square approx.	0.052	0.051
U_d^2 Imhof	0.049	0.059
U_d^2 chi-square approx.	0.049	0.059
A_d^2 Imhof	0.047	0.054
A_d^2 chi-square approx.	0.045	0.053
Pearson's χ^2	0.073	0.073

Proportion of simulated data set rejecting the null hypothesis when simulated data are from Contaminated Multiplicative Benford distribution for digit 83 with $\alpha = 1.5$, $N = 1000$ replications

Test	n = 1000	n = 2000
<i>Contaminated (multiplicative) Benford Distribution for digit 83 ($\alpha = 1.5$)</i>		
LR-multinomial	0.094	0.080
LR-decreasing	0.050	0.050
LR-generalized Benford	0.051	0.055
LR-Rodriguez	0.048	0.062
W_d^2 Imhof	0.051	0.051
W_d^2 chi-square approx.	0.048	0.049
U_d^2 Imhof	0.049	0.054
U_d^2 chi-square approx.	0.049	0.052
A_d^2 Imhof	0.048	0.054
A_d^2 chi-square approx.	0.047	0.052
Pearson's χ^2	0.070	0.074

Proportion of simulated data set rejecting the null hypothesis when simulated data are from Contaminated Multiplicative Benford distribution for digit 84 with $\alpha = 1.5$, $N = 1000$ replications

Test	n = 1000	n = 2000
<i>Contaminated (multiplicative) Benford Distribution for digit 84 ($\alpha = 1.5$)</i>		
LR-multinomial	0.093	0.076
LR-decreasing	0.049	0.052
LR-generalized Benford	0.052	0.055
LR-Rodriguez	0.047	0.062
W_d^2 Imhof	0.051	0.051
W_d^2 chi-square approx.	0.047	0.048
U_d^2 Imhof	0.048	0.053
U_d^2 chi-square approx.	0.047	0.053
A_d^2 Imhof	0.048	0.053
A_d^2 chi-square approx.	0.047	0.051
Pearson's χ^2	0.066	0.071

Proportion of simulated data set rejecting the null hypothesis when simulated data are from Contaminated Multiplicative Benford distribution for digit 85 with $\alpha = 1.5$, $N = 1000$ replications

Test	n = 1000	n = 2000
<i>Contaminated (multiplicative) Benford Distribution for digit 85 ($\alpha = 1.5$)</i>		
LR-multinomial	0.091	0.070
LR-decreasing	0.047	0.048
LR-generalized Benford	0.051	0.052
LR-Rodriguez	0.046	0.065
W_d^2 Imhof	0.050	0.050
W_d^2 chi-square approx.	0.049	0.049
U_d^2 Imhof	0.052	0.056
U_d^2 chi-square approx.	0.050	0.055
A_d^2 Imhof	0.044	0.049
A_d^2 chi-square approx.	0.043	0.047
Pearson's χ^2	0.069	0.065

Proportion of simulated data set rejecting the null hypothesis when simulated data are from Contaminated Multiplicative Benford distribution for digit 86 with $\alpha = 1.5$, $N = 1000$ replications

Test	n = 1000	n = 2000
<i>Contaminated (multiplicative) Benford Distribution for digit 86 ($\alpha = 1.5$)</i>		
LR-multinomial	0.089	0.084
LR-decreasing	0.047	0.048
LR-generalized Benford	0.053	0.048
LR-Rodriguez	0.053	0.055
W_d^2 Imhof	0.049	0.050
W_d^2 chi-square approx.	0.048	0.049
U_d^2 Imhof	0.048	0.060
U_d^2 chi-square approx.	0.046	0.058
A_d^2 Imhof	0.045	0.053
A_d^2 chi-square approx.	0.042	0.050
Pearson's χ^2	0.069	0.077

Proportion of simulated data set rejecting the null hypothesis when simulated data are from Contaminated Multiplicative Benford distribution for digit 87 with $\alpha = 1.5$, $N = 1000$ replications

Test	n = 1000	n = 2000
<i>Contaminated (multiplicative) Benford Distribution for digit 87 ($\alpha = 1.5$)</i>		
LR-multinomial	0.081	0.078
LR-decreasing	0.043	0.049
LR-generalized Benford	0.053	0.050
LR-Rodriguez	0.051	0.056
W_d^2 Imhof	0.049	0.050
W_d^2 chi-square approx.	0.048	0.049
U_d^2 Imhof	0.048	0.060
U_d^2 chi-square approx.	0.044	0.057
A_d^2 Imhof	0.046	0.054
A_d^2 chi-square approx.	0.042	0.051
Pearson's χ^2	0.067	0.077

Proportion of simulated data set rejecting the null hypothesis when simulated data are from Contaminated Multiplicative Benford distribution for digit 88 with $\alpha = 1.5$, $N = 1000$ replications

Test	n = 1000	n = 2000
<i>Contaminated (multiplicative) Benford Distribution for digit 88 ($\alpha = 1.5$)</i>		
LR-multinomial	0.087	0.087
LR-decreasing	0.044	0.047
LR-generalized Benford	0.054	0.051
LR-Rodriguez	0.049	0.065
W_d^2 Imhof	0.050	0.049
W_d^2 chi-square approx.	0.048	0.049
U_d^2 Imhof	0.047	0.055
U_d^2 chi-square approx.	0.046	0.054
A_d^2 Imhof	0.046	0.051
A_d^2 chi-square approx.	0.042	0.048
Pearson's χ^2	0.071	0.087

Proportion of simulated data set rejecting the null hypothesis when simulated data are from Contaminated Multiplicative Benford distribution for digit 89 with $\alpha = 1.5$, $N = 1000$ replications

Test	n = 1000	n = 2000
<i>Contaminated (multiplicative) Benford Distribution for digit 89 ($\alpha = 1.5$)</i>		
LR-multinomial	0.088	0.075
LR-decreasing	0.049	0.047
LR-generalized Benford	0.051	0.049
LR-Rodriguez	0.057	0.061
W_d^2 Imhof	0.053	0.050
W_d^2 chi-square approx.	0.052	0.048
U_d^2 Imhof	0.048	0.057
U_d^2 chi-square approx.	0.048	0.055
A_d^2 Imhof	0.053	0.051
A_d^2 chi-square approx.	0.047	0.048
Pearson's χ^2	0.073	0.067

Proportion of simulated data set rejecting the null hypothesis when simulated data are from Contaminated Multiplicative Benford distribution for digit 90 with $\alpha = 1.5$, $N = 1000$ replications

Test	n = 1000	n = 2000
<i>Contaminated (multiplicative) Benford Distribution for digit 90 ($\alpha = 1.5$)</i>		
LR-multinomial	0.089	0.076
LR-decreasing	0.049	0.048
LR-generalized Benford	0.052	0.049
LR-Rodriguez	0.055	0.059
W_d^2 Imhof	0.052	0.049
W_d^2 chi-square approx.	0.051	0.048
U_d^2 Imhof	0.049	0.059
U_d^2 chi-square approx.	0.048	0.055
A_d^2 Imhof	0.052	0.052
A_d^2 chi-square approx.	0.048	0.050
Pearson's χ^2	0.071	0.076

Proportion of simulated data set rejecting the null hypothesis when simulated data are from Contaminated Multiplicative Benford distribution for digit 91 with $\alpha = 1.5$, $N = 1000$ replications

Test	n = 1000	n = 2000
<i>Contaminated (multiplicative) Benford Distribution for digit 91 ($\alpha = 1.5$)</i>		
LR-multinomial	0.078	0.083
LR-decreasing	0.050	0.048
LR-generalized Benford	0.053	0.050
LR-Rodriguez	0.051	0.065
W_d^2 Imhof	0.047	0.049
W_d^2 chi-square approx.	0.047	0.048
U_d^2 Imhof	0.046	0.058
U_d^2 chi-square approx.	0.045	0.057
A_d^2 Imhof	0.045	0.050
A_d^2 chi-square approx.	0.043	0.048
Pearson's χ^2	0.066	0.073

Proportion of simulated data set rejecting the null hypothesis when simulated data are from Contaminated Multiplicative Benford distribution for digit 92 with $\alpha = 1.5$, $N = 1000$ replications

Test	n = 1000	n = 2000
<i>Contaminated (multiplicative) Benford Distribution for digit 92 ($\alpha = 1.5$)</i>		
LR-multinomial	0.084	0.085
LR-decreasing	0.047	0.047
LR-generalized Benford	0.053	0.050
LR-Rodriguez	0.048	0.068
W_d^2 Imhof	0.051	0.048
W_d^2 chi-square approx.	0.049	0.047
U_d^2 Imhof	0.052	0.053
U_d^2 chi-square approx.	0.052	0.053
A_d^2 Imhof	0.047	0.053
A_d^2 chi-square approx.	0.045	0.051
Pearson's χ^2	0.067	0.070

Proportion of simulated data set rejecting the null hypothesis when simulated data are from Contaminated Multiplicative Benford distribution for digit 93 with $\alpha = 1.5$, $N = 1000$ replications

Test	n = 1000	n = 2000
<i>Contaminated (multiplicative) Benford Distribution for digit 93 ($\alpha = 1.5$)</i>		
LR-multinomial	0.080	0.084
LR-decreasing	0.044	0.048
LR-generalized Benford	0.053	0.050
LR-Rodriguez	0.049	0.067
W_d^2 Imhof	0.051	0.048
W_d^2 chi-square approx.	0.049	0.047
U_d^2 Imhof	0.052	0.053
U_d^2 chi-square approx.	0.052	0.052
A_d^2 Imhof	0.046	0.054
A_d^2 chi-square approx.	0.044	0.052
Pearson's χ^2	0.067	0.075

Proportion of simulated data set rejecting the null hypothesis when simulated data are from Contaminated Multiplicative Benford distribution for digit 94 with $\alpha = 1.5$, $N = 1000$ replications

Test	n = 1000	n = 2000
<i>Contaminated (multiplicative) Benford Distribution for digit 94 ($\alpha = 1.5$)</i>		
LR-multinomial	0.087	0.081
LR-decreasing	0.044	0.042
LR-generalized Benford	0.053	0.052
LR-Rodriguez	0.049	0.063
W_d^2 Imhof	0.048	0.050
W_d^2 chi-square approx.	0.048	0.049
U_d^2 Imhof	0.047	0.053
U_d^2 chi-square approx.	0.047	0.052
A_d^2 Imhof	0.047	0.051
A_d^2 chi-square approx.	0.043	0.050
Pearson's χ^2	0.073	0.075

Proportion of simulated data set rejecting the null hypothesis when simulated data are from Contaminated Multiplicative Benford distribution for digit 95 with $\alpha = 1.5$, $N = 1000$ replications

Test	n = 1000	n = 2000
<i>Contaminated (multiplicative) Benford Distribution for digit 95 ($\alpha = 1.5$)</i>		
LR-multinomial	0.086	0.083
LR-decreasing	0.039	0.042
LR-generalized Benford	0.050	0.051
LR-Rodriguez	0.048	0.069
W_d^2 Imhof	0.048	0.048
W_d^2 chi-square approx.	0.046	0.047
U_d^2 Imhof	0.050	0.060
U_d^2 chi-square approx.	0.050	0.058
A_d^2 Imhof	0.047	0.057
A_d^2 chi-square approx.	0.044	0.055
Pearson's χ^2	0.066	0.077

Proportion of simulated data set rejecting the null hypothesis when simulated data are from Contaminated Multiplicative Benford distribution for digit 96 with $\alpha = 1.5$, $N = 1000$ replications

Test	n = 1000	n = 2000
<i>Contaminated (multiplicative) Benford Distribution for digit 96 ($\alpha = 1.5$)</i>		
LR-multinomial	0.089	0.086
LR-decreasing	0.042	0.045
LR-generalized Benford	0.050	0.051
LR-Rodriguez	0.047	0.069
W_d^2 Imhof	0.048	0.048
W_d^2 chi-square approx.	0.046	0.048
U_d^2 Imhof	0.050	0.058
U_d^2 chi-square approx.	0.050	0.057
A_d^2 Imhof	0.046	0.059
A_d^2 chi-square approx.	0.044	0.055
Pearson's χ^2	0.071	0.072

Proportion of simulated data set rejecting the null hypothesis when simulated data are from Contaminated Multiplicative Benford distribution for digit 97 with $\alpha = 1.5$, $N = 1000$ replications

Test	n = 1000	n = 2000
<i>Contaminated (multiplicative) Benford Distribution for digit 97 ($\alpha = 1.5$)</i>		
LR-multinomial	0.088	0.087
LR-decreasing	0.042	0.041
LR-generalized Benford	0.057	0.052
LR-Rodriguez	0.051	0.064
W_d^2 Imhof	0.054	0.050
W_d^2 chi-square approx.	0.048	0.049
U_d^2 Imhof	0.049	0.052
U_d^2 chi-square approx.	0.049	0.052
A_d^2 Imhof	0.050	0.057
A_d^2 chi-square approx.	0.049	0.057
Pearson's χ^2	0.068	0.076

Proportion of simulated data set rejecting the null hypothesis when simulated data are from Contaminated Multiplicative Benford distribution for digit 98 with $\alpha = 1.5$, $N = 1000$ replications

Test	n = 1000	n = 2000
<i>Contaminated (multiplicative) Benford Distribution for digit 98 ($\alpha = 1.5$)</i>		
LR-multinomial	0.089	0.085
LR-decreasing	0.031	0.041
LR-generalized Benford	0.054	0.050
LR-Rodriguez	0.055	0.065
W_d^2 Imhof	0.049	0.049
W_d^2 chi-square approx.	0.049	0.048
U_d^2 Imhof	0.047	0.057
U_d^2 chi-square approx.	0.046	0.057
A_d^2 Imhof	0.045	0.052
A_d^2 chi-square approx.	0.042	0.051
Pearson's χ^2	0.066	0.078

Proportion of simulated data set rejecting the null hypothesis when simulated data are from Contaminated Multiplicative Benford distribution for digit 99 with $\alpha = 1.5$, $N = 1000$ replications

Test	n = 1000	n = 2000
<i>Contaminated (multiplicative) Benford Distribution for digit 99 ($\alpha = 1.5$)</i>		
LR-multinomial	0.086	0.081
LR-decreasing	0.020	0.035
LR-generalized Benford	0.054	0.050
LR-Rodriguez	0.055	0.062
W_d^2 Imhof	0.049	0.049
W_d^2 chi-square approx.	0.049	0.048
U_d^2 Imhof	0.047	0.058
U_d^2 chi-square approx.	0.046	0.057
A_d^2 Imhof	0.046	0.052
A_d^2 chi-square approx.	0.043	0.052
Pearson's χ^2	0.069	0.073

Proportion of simulated data sets rejecting the null hypothesis when simulated data are from Generalized Benford distribution with $\alpha = -1, -0.9, -0.8, -0.7, -0.6, -0.5, -0.4, -0.3, -0.2$, $N = 1000$ replications

Proportion of simulated data sets rejecting the null hypothesis when simulated data are from Generalized Benford distribution with $\alpha = -1$, $N = 1000$ replications

Test	n = 1000	n = 2000
<i>Generalized Benford Distribution ($\alpha = -1$)</i>		
LR-multinomial	1.000	1.000
LR-decreasing	1.000	1.000
LR-generalized Benford	1.000	1.000
LR-Rodriguez	1.000	1.000
W_d^2 Imhof	0.805	0.609
W_d^2 chi-square approx.	1.000	1.000
U_d^2 Imhof	0.998	0.949
U_d^2 chi-square approx.	1.000	1.000
A_d^2 Imhof	0.916	0.762
A_d^2 chi-square approx.	1.000	1.000
Pearson's χ^2	1.000	1.000

Proportion of simulated data sets rejecting the null hypothesis when simulated data are from Generalized Benford distribution with $\alpha = -0.9$, $N = 1000$ replications

Test	n = 1000	n = 2000
<i>Generalized Benford Distribution ($\alpha = -0.9$)</i>		
LR-multinomial	1.000	1.000
LR-decreasing	1.000	1.000
LR-generalized Benford	1.000	1.000
LR-Rodriguez	1.000	1.000
W_d^2 Imhof	0.835	0.638
W_d^2 chi-square approx.	1.000	1.000
U_d^2 Imhof	1.000	0.994
U_d^2 chi-square approx.	1.000	1.000
A_d^2 Imhof	0.924	0.736
A_d^2 chi-square approx.	1.000	1.000
Pearson's χ^2	1.000	1.000

Proportion of simulated data sets rejecting the null hypothesis when simulated data are from Generalized Benford distribution with $\alpha = -0.8$, $N = 1000$ replications

Test	n = 1000	n = 2000
Generalized Benford Distribution ($\alpha = -0.8$)		
LR-multinomial	1.000	1.000
LR-decreasing	1.000	1.000
LR-generalized Benford	1.000	1.000
LR-Rodriguez	1.000	1.000
W_d^2 Imhof	0.928	0.769
W_d^2 chi-square approx.	1.000	1.000
U_d^2 Imhof	1.000	0.985
U_d^2 chi-square approx.	1.000	1.000
A_d^2 Imhof	0.949	0.802
A_d^2 chi-square approx.	1.000	1.000
Pearson's χ^2	1.000	1.000

Proportion of simulated data sets rejecting the null hypothesis when simulated data are from Generalized Benford distribution with $\alpha = -0.7$, $N = 1000$ replications

Test	n = 1000	n = 2000
Generalized Benford Distribution ($\alpha = -0.7$)		
LR-multinomial	1.000	1.000
LR-decreasing	1.000	1.000
LR-generalized Benford	1.000	1.000
LR-Rodriguez	1.000	1.000
W_d^2 Imhof	0.948	0.785
W_d^2 chi-square approx.	1.000	1.000
U_d^2 Imhof	1.000	0.999
U_d^2 chi-square approx.	1.000	1.000
A_d^2 Imhof	0.986	0.915
A_d^2 chi-square approx.	1.000	1.000
Pearson's χ^2	1.000	1.000

Proportion of simulated data sets rejecting the null hypothesis when simulated data are from Generalized Benford distribution with $\alpha = -0.6$, $N = 1000$ replications

Test	n = 1000	n = 2000
<i>Generalized Benford Distribution ($\alpha = -0.6$)</i>		
LR-multinomial	1.000	1.000
LR-decreasing	1.000	1.000
LR-generalized Benford	1.000	1.000
LR-Rodriguez	0.996	1.000
W_d^2 Imhof	0.982	0.869
W_d^2 chi-square approx.	1.000	1.000
U_d^2 Imhof	0.999	1.000
U_d^2 chi-square approx.	1.000	1.000
A_d^2 Imhof	0.997	0.927
A_d^2 chi-square approx.	1.000	1.000
Pearson's χ^2	1.000	1.000

Proportion of simulated data sets rejecting the null hypothesis when simulated data are from Generalized Benford distribution with $\alpha = -0.5$, $N = 1000$ replications

Test	n = 1000	n = 2000
<i>Generalized Benford Distribution ($\alpha = -0.5$)</i>		
LR-multinomial	1.000	1.000
LR-decreasing	1.000	1.000
LR-generalized Benford	1.000	1.000
LR-Rodriguez	0.930	0.975
W_d^2 Imhof	0.995	0.943
W_d^2 chi-square approx.	1.000	1.000
U_d^2 Imhof	1.000	1.000
U_d^2 chi-square approx.	1.000	1.000
A_d^2 Imhof	0.999	0.974
A_d^2 chi-square approx.	1.000	1.000
Pearson's χ^2	1.000	1.000

Proportion of simulated data sets rejecting the null hypothesis when simulated data are from Generalized Benford distribution with $\alpha = -0.4$, $N = 1000$ replications

Test	n = 1000	n = 2000
<i>Generalized Benford Distribution ($\alpha = -0.4$)</i>		
LR-multinomial	0.993	1.000
LR-decreasing	1.000	1.000
LR-generalized Benford	1.000	1.000
LR-Rodriguez	0.739	0.873
W_d^2 Imhof	0.999	0.976
W_d^2 chi-square approx.	1.000	1.000
U_d^2 Imhof	1.000	1.000
U_d^2 chi-square approx.	1.000	0.988
A_d^2 Imhof	1.000	1.000
A_d^2 chi-square approx.	1.000	1.000
Pearson's χ^2	0.996	

Proportion of simulated data sets rejecting the null hypothesis when simulated data are from Generalized Benford distribution with $\alpha = -0.3$, $N = 1000$ replications

Test	n = 1000	n = 2000
<i>Generalized Benford Distribution ($\alpha = -0.3$)</i>		
LR-multinomial	0.846	0.997
LR-decreasing	0.991	1.000
LR-generalized Benford	1.000	1.000
LR-Rodriguez	0.522	0.689
W_d^2 Imhof	1.000	1.000
W_d^2 chi-square approx.	1.000	1.000
U_d^2 Imhof	0.998	1.000
U_d^2 chi-square approx.	0.998	1.000
A_d^2 Imhof	1.000	1.000
A_d^2 chi-square approx.	1.000	1.000
Pearson's χ^2	0.924	0.999

Proportion of simulated data sets rejecting the null hypothesis when simulated data are from
Generalized Benford distribution with $\alpha = -0.2$, $N = 1000$ replications

Test	n = 1000	n = 2000
<i>Generalized Benford Distribution ($\alpha = -0.2$)</i>		
LR-multinomial	0.383	0.759
LR-decreasing	0.746	0.988
LR-generalized Benford	0.991	1.000
LR-Rodriguez	0.284	0.433
W_d^2 Imhof	0.989	0.999
W_d^2 chi-square approx.	0.988	1.000
U_d^2 Imhof	0.889	0.998
U_d^2 chi-square approx.	0.889	0.998
A_d^2 Imhof	0.985	1.000
A_d^2 chi-square approx.	0.985	1.000
Pearson's χ^2	0.515	0.840

Proportion of simulated data sets rejecting the null hypothesis when simulated data are from Generalized Benford distribution with $\alpha = 0.2, 0.3, 0.4, 0.5, 0.6, 0.7, 0.8, 0.9, 1, N = 1000$ replications

Proportion of simulated data sets rejecting the null hypothesis when simulated data are from Generalized Benford distribution with $\alpha = 0.2, N = 1000$ replications

Test	n = 1000	n = 2000
<i>Generalized Benford Distribution ($\alpha = 0.2$)</i>		
LR-multinomial	0.416	0.758
LR-decreasing	0.849	0.988
LR-generalized Benford	0.991	1.000
LR-Rodriguez	0.190	0.380
W_d^2 Imhof	0.987	1.000
W_d^2 chi-square approx.	0.986	1.000
U_d^2 Imhof	0.874	0.997
U_d^2 chi-square approx.	0.872	0.997
A_d^2 Imhof	0.985	1.000
A_d^2 chi-square approx.	0.985	1.000
Pearson's χ^2	0.184	0.596

Proportion of simulated data sets rejecting the null hypothesis when simulated data are from Generalized Benford distribution with $\alpha = 0.3, N = 1000$ replications

Test	n = 1000	n = 2000
<i>Generalized Benford Distribution ($\alpha = 0.3$)</i>		
LR-multinomial	0.837	0.998
LR-decreasing	0.998	1.000
LR-generalized Benford	1.000	1.000
LR-Rodriguez	0.402	0.754
W_d^2 Imhof	1.000	1.000
W_d^2 chi-square approx.	1.000	1.000
U_d^2 Imhof	1.000	1.000
U_d^2 chi-square approx.	1.000	1.000
A_d^2 Imhof	1.000	1.000
A_d^2 chi-square approx.	1.000	1.000
Pearson's χ^2	0.615	0.992

Proportion of simulated data sets rejecting the null hypothesis when simulated data are from
Generalized Benford distribution with $\alpha = 0.4$, $N = 1000$ replications

Test	n = 1000	n = 2000
<i>Generalized Benford Distribution ($\alpha = 0.4$)</i>		
LR-multinomial	0.994	1.000
LR-decreasing	1.000	1.000
LR-generalized Benford	1.000	1.000
LR-Rodriguez	0.723	0.967
W_d^2 Imhof	1.000	0.983
W_d^2 chi-square approx.	1.000	1.000
U_d^2 Imhof	1.000	1.000
U_d^2 chi-square approx.	1.000	1.000
A_d^2 Imhof	0.999	0.998
A_d^2 chi-square approx.	1.000	1.000
Pearson's χ^2	0.972	1.000

Proportion of simulated data sets rejecting the null hypothesis when simulated data are from
Generalized Benford distribution with $\alpha = 0.5$, $N = 1000$ replications

Test	n = 1000	n = 2000
<i>Generalized Benford Distribution ($\alpha = 0.5$)</i>		
LR-multinomial	1.000	1.000
LR-decreasing	1.000	1.000
LR-generalized Benford	1.000	1.000
LR-Rodriguez	0.929	0.999
W_d^2 Imhof	1.000	0.948
W_d^2 chi-square approx.	1.000	1.000
U_d^2 Imhof	1.000	1.000
U_d^2 chi-square approx.	1.000	1.000
A_d^2 Imhof	1.000	0.976
A_d^2 chi-square approx.	1.000	1.000
Pearson's χ^2	0.999	1.000

Proportion of simulated data sets rejecting the null hypothesis when simulated data are from
Generalized Benford distribution with $\alpha = 0.6$, $N = 1000$ replications

Test	n = 1000	n = 2000
<i>Generalized Benford Distribution ($\alpha = 0.6$)</i>		
LR-multinomial	1.000	1.000
LR-decreasing	1.000	1.000
LR-generalized Benford	1.000	1.000
LR-Rodriguez	0.997	1.000
W_d^2 Imhof	0.976	0.877
W_d^2 chi-square approx.	1.000	1.000
U_d^2 Imhof	1.000	1.000
U_d^2 chi-square approx.	1.000	1.000
A_d^2 Imhof	0.998	0.922
A_d^2 chi-square approx.	1.000	1.000
Pearson's χ^2	1.000	1.000

Proportion of simulated data sets rejecting the null hypothesis when simulated data are from
Generalized Benford distribution with $\alpha = 0.7$, $N = 1000$ replications

Test	n = 1000	n = 2000
<i>Generalized Benford Distribution ($\alpha = 0.7$)</i>		
LR-multinomial	1.000	1.000
LR-decreasing	1.000	1.000
LR-generalized Benford	1.000	1.000
LR-Rodriguez	1.000	1.000
W_d^2 Imhof	0.951	0.790
W_d^2 chi-square approx.	1.000	1.000
U_d^2 Imhof	1.000	0.995
U_d^2 chi-square approx.	1.000	1.000
A_d^2 Imhof	0.982	0.915
A_d^2 chi-square approx.	1.000	1.000
Pearson's χ^2	1.000	1.000

Proportion of simulated data sets rejecting the null hypothesis when simulated data are from
Generalized Benford distribution with $\alpha = 0.8$, $N = 1000$ replications

Test	n = 1000	n = 2000
<i>Generalized Benford Distribution ($\alpha = 0.8$)</i>		
LR-multinomial	1.000	1.000
LR-decreasing	1.000	1.000
LR-generalized Benford	1.000	1.000
LR-Rodriguez	1.000	1.000
W_d^2 Imhof	0.925	0.788
W_d^2 chi-square approx.	1.000	1.000
U_d^2 Imhof	1.000	0.992
U_d^2 chi-square approx.	1.000	1.000
A_d^2 Imhof	0.940	0.787
A_d^2 chi-square approx.	1.000	1.000
Pearson's χ^2	1.000	1.000

Proportion of simulated data sets rejecting the null hypothesis when simulated data are from
Generalized Benford distribution with $\alpha = 0.9$, $N = 1000$ replications

Test	n = 1000	n = 2000
<i>Generalized Benford Distribution ($\alpha = 0.9$)</i>		
LR-multinomial	1.000	1.000
LR-decreasing	1.000	1.000
LR-generalized Benford	1.000	1.000
LR-Rodriguez	1.000	1.000
W_d^2 Imhof	0.841	0.605
W_d^2 chi-square approx.	1.000	1.000
U_d^2 Imhof	1.000	0.997
U_d^2 chi-square approx.	1.000	1.000
A_d^2 Imhof	0.919	0.739
A_d^2 chi-square approx.	1.000	1.000
Pearson's χ^2	1.000	1.000

Proportion of simulated data sets rejecting the null hypothesis when simulated data are from
Generalized Benford distribution with $\alpha = 1$, $N = 1000$ replications

Test	n = 1000	n = 2000
<i>Generalized Benford Distribution ($\alpha = -1$)</i>		
LR-multinomial	1.000	1.000
LR-decreasing	1.000	1.000
LR-generalized Benford	1.000	1.000
LR-Rodriguez	1.000	1.000
W_d^2 Imhof	0.818	0.607
W_d^2 chi-square approx.	1.000	1.000
U_d^2 Imhof	1.000	0.954
U_d^2 chi-square approx.	1.000	1.000
A_d^2 Imhof	0.910	0.747
A_d^2 chi-square approx.	1.000	1.000
Pearson's χ^2	1.000	1.000

Proportion of simulated data sets rejecting the null hypothesis when simulated data are from Uniform/Benford Mixture distribution with $\alpha = 0.2, 0.3, 0.4, 0.5$, $N = 1000$ replications

Proportion of simulated data sets rejecting the null hypothesis when simulated data are from Uniform/Benford Mixture distribution with $\alpha = 0.2$, $N = 1000$ replications

Test	n = 1000	n = 2000
<i>Uniform/Benford Mixture Distribution ($\alpha = 0.2$)</i>		
LR-multinomial	0.339	0.694
LR-decreasing	0.669	0.965
LR-generalized Benford	0.973	0.999
LR-Rodriguez	0.131	0.141
W_d^2 Imhof	0.972	0.999
W_d^2 chi-square approx.	0.970	0.999
U_d^2 Imhof	0.834	0.994
U_d^2 chi-square approx.	0.834	0.993
A_d^2 Imhof	0.969	1.000
A_d^2 chi-square approx.	0.966	1.000
Pearson's χ^2	0.476	0.803

Proportion of simulated data sets rejecting the null hypothesis when simulated data are from Uniform/Benford Mixture distribution with $\alpha = 0.3$, $N = 1000$ replications

Test	n = 1000	n = 2000
<i>Uniform/Benford Mixture Distribution ($\alpha = 0.3$)</i>		
LR-multinomial	0.775	0.996
LR-decreasing	0.985	1.000
LR-generalized Benford	1.000	1.000
LR-Rodriguez	0.222	0.235
W_d^2 Imhof	1.000	1.000
W_d^2 chi-square approx.	1.000	1.000
U_d^2 Imhof	0.996	1.000
U_d^2 chi-square approx.	0.996	1.000
A_d^2 Imhof	1.000	1.000
A_d^2 chi-square approx.	1.000	1.000
Pearson's χ^2	0.887	0.998

Proportion of simulated data sets rejecting the null hypothesis when simulated data are from Uniform/Benford Mixture distribution with $\alpha = 0.4$, $N = 1000$ replications

Test	n = 1000	n = 2000
<i>Uniform/Benford Mixture Distribution ($\alpha = 0.4$)</i>		
LR-multinomial	0.987	1.000
LR-decreasing	1.000	1.000
LR-generalized Benford	1.000	1.000
LR-Rodriguez	0.404	0.401
W_d^2 Imhof	1.000	0.993
W_d^2 chi-square approx.	1.000	1.000
U_d^2 Imhof	1.000	1.000
U_d^2 chi-square approx.	1.000	1.000
A_d^2 Imhof	1.000	0.999
A_d^2 chi-square approx.	1.000	1.000
Pearson's χ^2	0.996	1.000

Proportion of simulated data sets rejecting the null hypothesis when simulated data are from Uniform/Benford Mixture distribution with $\alpha = 0.5$, $N = 1000$ replications

Test	n = 1000	n = 2000
<i>Uniform/Benford Mixture Distribution ($\alpha = 0.5$)</i>		
LR-multinomial	0.999	1.000
LR-decreasing	1.000	1.000
LR-generalized Benford	1.000	1.000
LR-Rodriguez	0.748	0.811
W_d^2 Imhof	1.000	0.954
W_d^2 chi-square approx.	1.000	1.000
U_d^2 Imhof	1.000	1.000
U_d^2 chi-square approx.	1.000	1.000
A_d^2 Imhof	1.000	0.988
A_d^2 chi-square approx.	1.000	1.000
Pearson's χ^2	1.000	1.000

Proportion of simulated data sets rejecting the null hypothesis when simulated data are from Hill/Benford Mixture distribution with $\alpha = 0.2, 0.3, 0.4, 0.5, N = 1000$ replications

Proportion of simulated data sets rejecting the null hypothesis when simulated data are from Hill/Benford Mixture distribution with $\alpha = 0.2, N = 1000$ replications

Test	n = 1000	n = 2000
<i>Hill/Benford Mixture Distribution ($\alpha = 0.2$)</i>		
LR-multinomial	0.360	0.680
LR-decreasing	0.622	0.944
LR-generalized Benford	0.898	0.997
LR-Rodriguez	0.200	0.284
W_d^2 Imhof	0.912	0.997
W_d^2 chi-square approx.	0.910	0.997
U_d^2 Imhof	0.820	0.989
U_d^2 chi-square approx.	0.818	0.989
A_d^2 Imhof	0.905	0.997
A_d^2 chi-square approx.	0.900	0.997
Pearson's χ^2	0.455	0.780

Proportion of simulated data sets rejecting the null hypothesis when simulated data are from Hill/Benford Mixture distribution with $\alpha = 0.3, N = 1000$ replications

Test	n = 1000	n = 2000
<i>Hill/Benford Mixture Distribution ($\alpha = 0.3$)</i>		
LR-multinomial	0.766	0.995
LR-decreasing	0.966	1.000
LR-generalized Benford	0.997	1.000
LR-Rodriguez	0.416	0.573
W_d^2 Imhof	0.998	1.000
W_d^2 chi-square approx.	0.998	1.000
U_d^2 Imhof	0.996	1.000
U_d^2 chi-square approx.	0.996	1.000
A_d^2 Imhof	0.997	1.000
A_d^2 chi-square approx.	0.997	1.000
Pearson's χ^2	0.870	0.997

Proportion of simulated data sets rejecting the null hypothesis when simulated data are from Hill/Benford Mixture distribution with $\alpha = 0.4$, $N = 1000$ replications

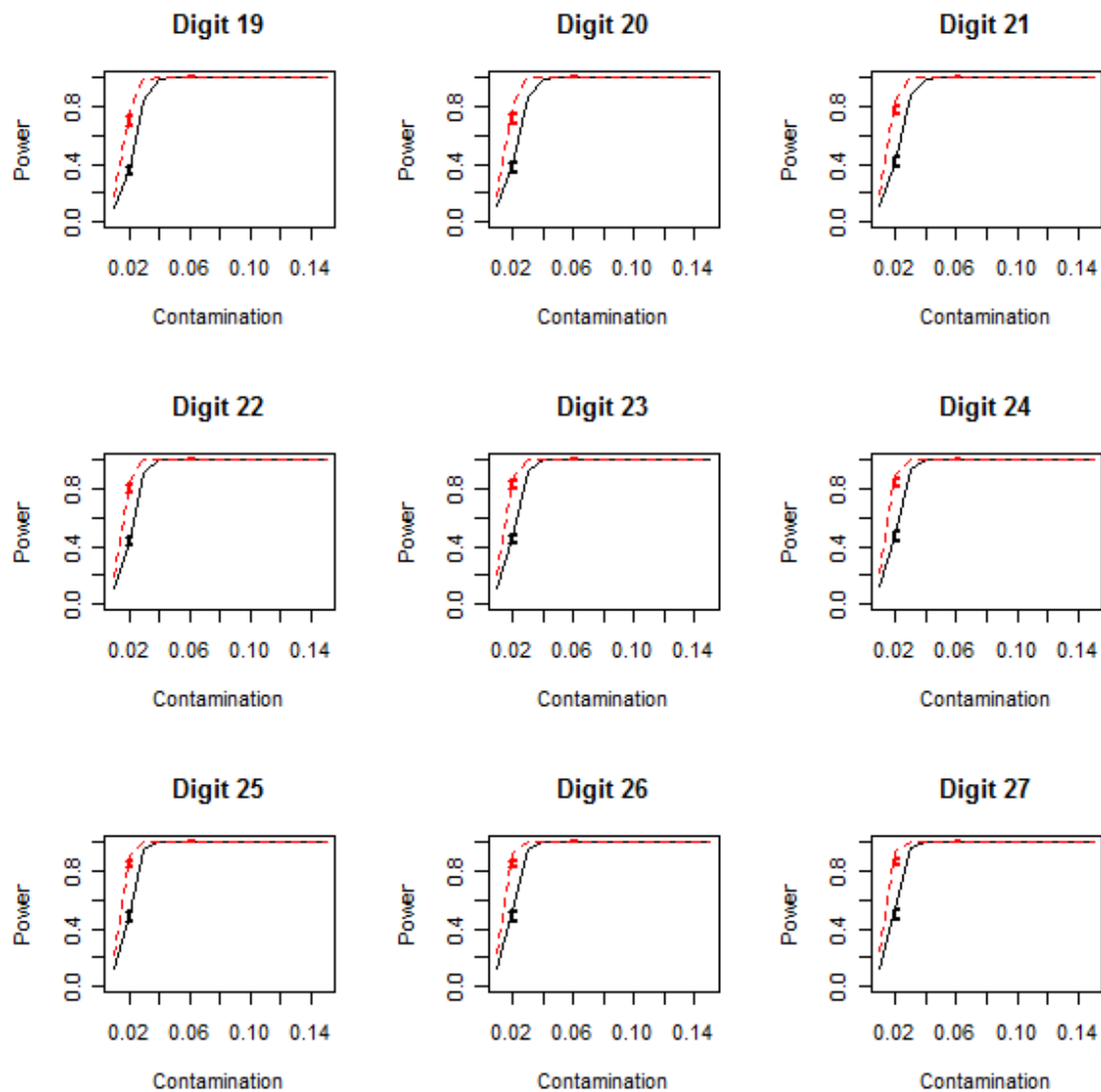
Test	n = 1000	n = 2000
<i>Hill/Benford Mixture Distribution ($\alpha = 0.4$)</i>		
LR-multinomial	0.980	1.000
LR-decreasing	1.000	1.000
LR-generalized Benford	1.000	1.000
LR-Rodriguez	0.691	0.846
W_d^2 Imhof	1.000	0.998
W_d^2 chi-square approx.	1.000	1.000
U_d^2 Imhof	1.000	0.999
U_d^2 chi-square approx.	1.000	1.000
A_d^2 Imhof	1.000	1.000
A_d^2 chi-square approx.	1.000	1.000
Pearson's χ^2	0.989	1.000

Proportion of simulated data sets rejecting the null hypothesis when simulated data are from Hill/Benford Mixture distribution with $\alpha = 0.5$, $N = 1000$ replications

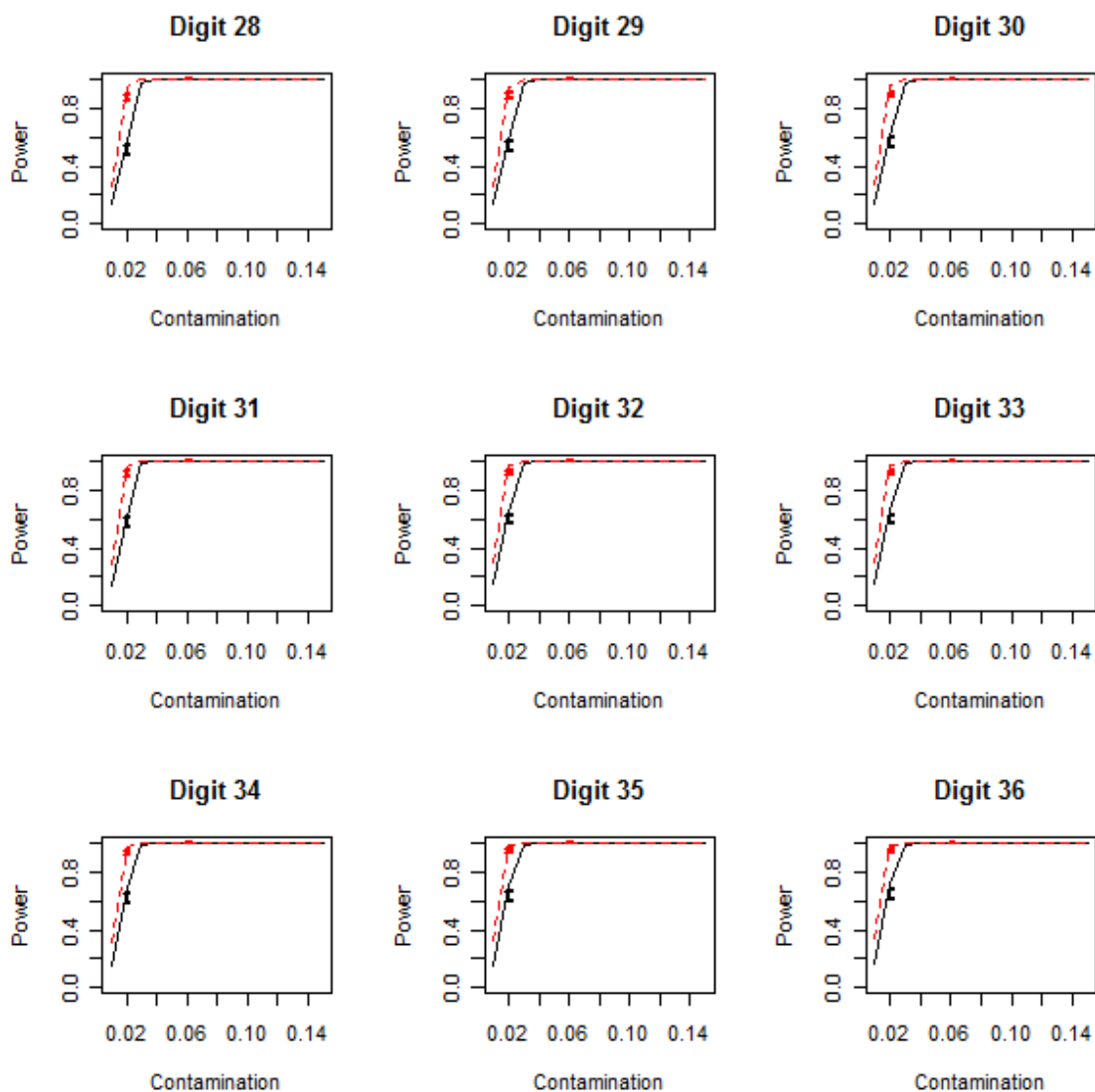
Test	n = 1000	n = 2000
<i>Hill/Benford Mixture Distribution ($\alpha = 0.5$)</i>		
LR-multinomial	0.999	1.000
LR-decreasing	1.000	1.000
LR-generalized Benford	1.000	1.000
LR-Rodriguez	0.913	0.978
W_d^2 Imhof	1.000	0.988
W_d^2 chi-square approx.	1.000	1.000
U_d^2 Imhof	1.000	1.000
U_d^2 chi-square approx.	1.000	1.000
A_d^2 Imhof	1.000	0.998
A_d^2 chi-square approx.	1.000	1.000
Pearson's χ^2	0.999	1.000

Comparison of approximated and simulated power for Contaminated Additive Benford distribution ($\alpha = 0.02, 0.06$) with digits 19 to 99, $n = 1000$ (black solid line), 2000 (red dashed line), significance level 0.05.

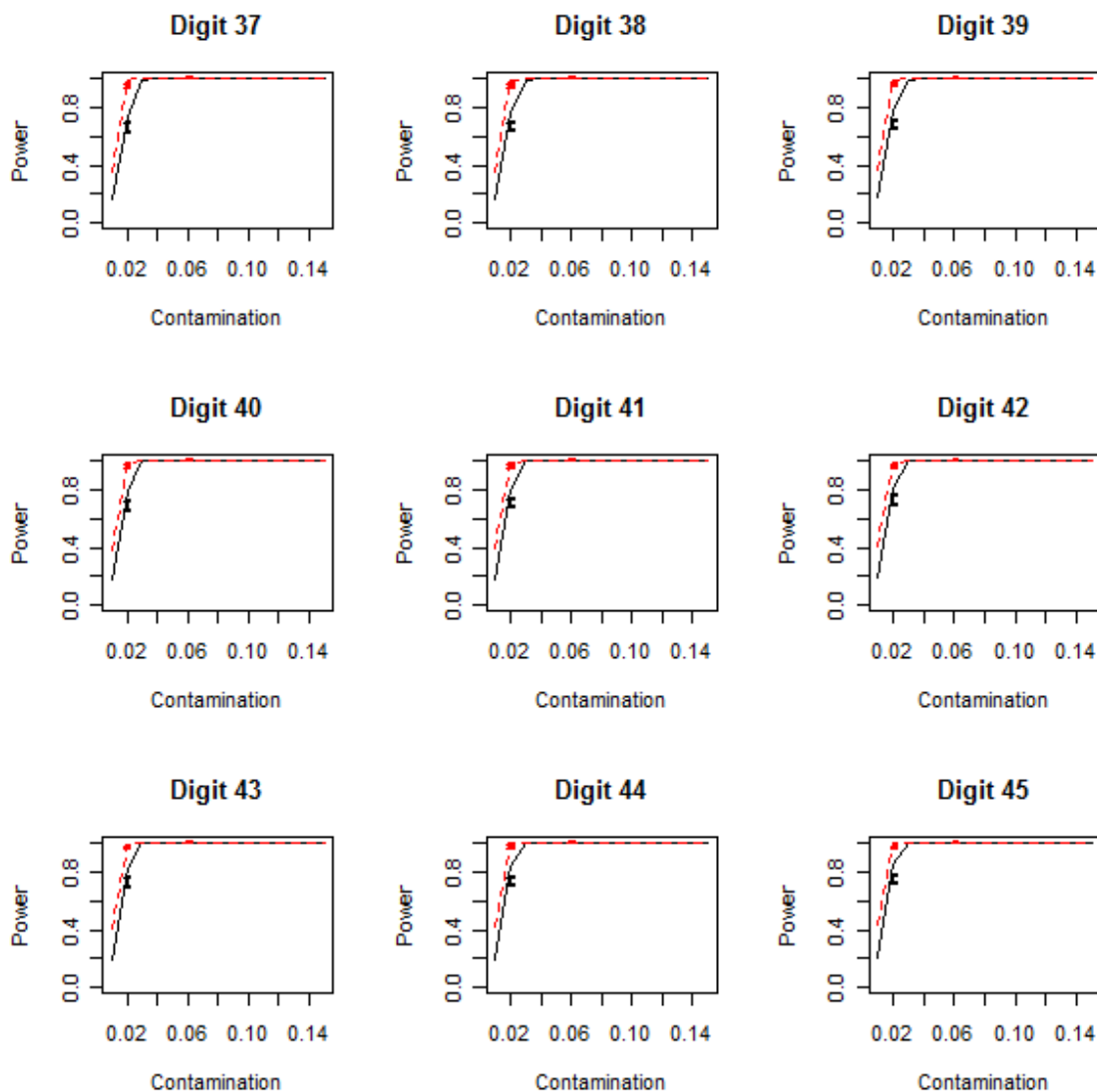
Comparison of approximated and simulated power for Contaminated Additive Benford distribution ($\alpha = 0.02, 0.06$) with digits 19 to 27, $n = 1000$ (black solid line), 2000 (red dashed line), significance level 0.05.



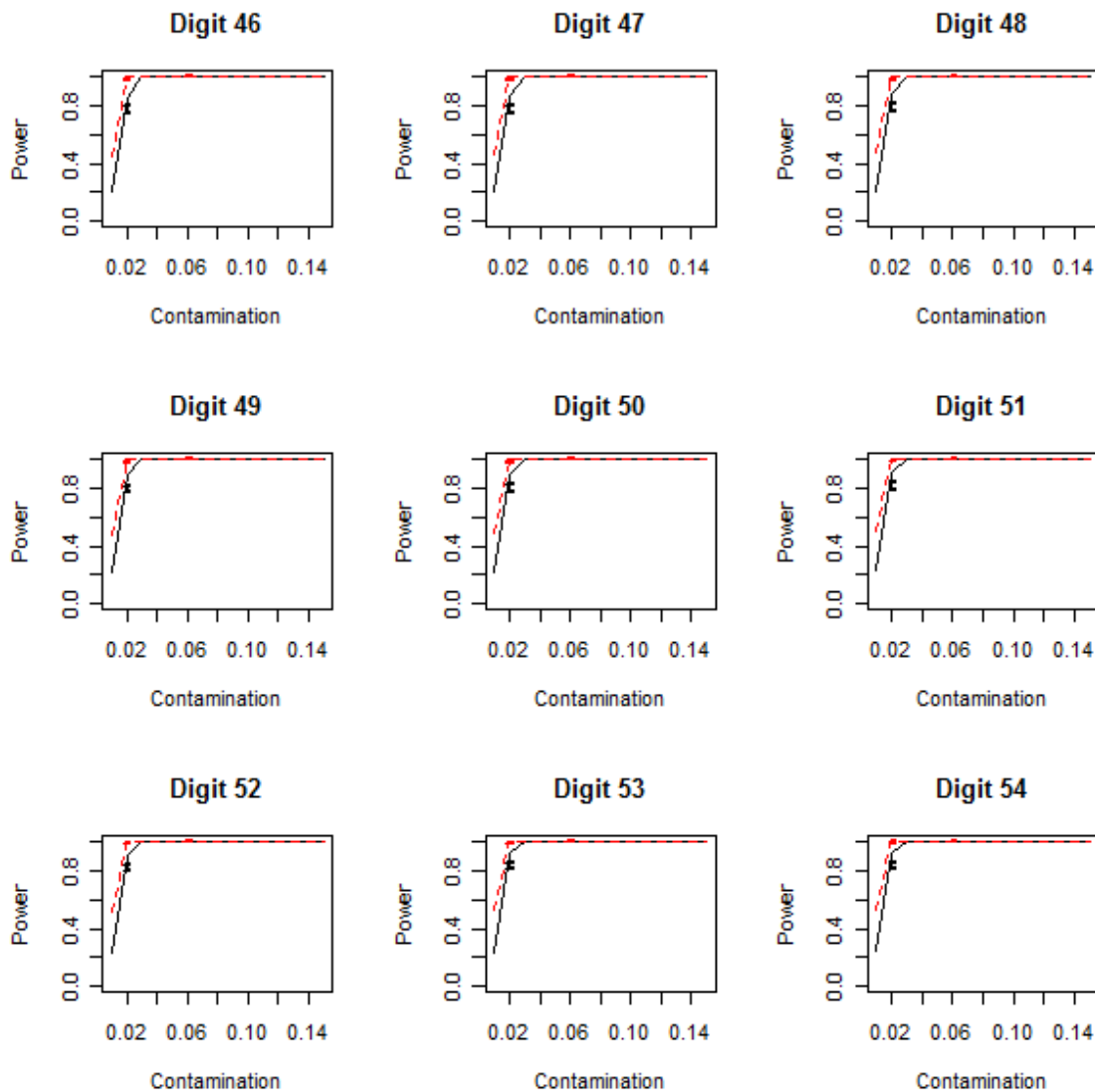
Comparison of approximated and simulated power for Contaminated Additive Benford distribution ($\alpha = 0.02, 0.06$) with digits 28 to 36, $n = 1000$ (black solid line), 2000 (red dashed line), significance level 0.05.



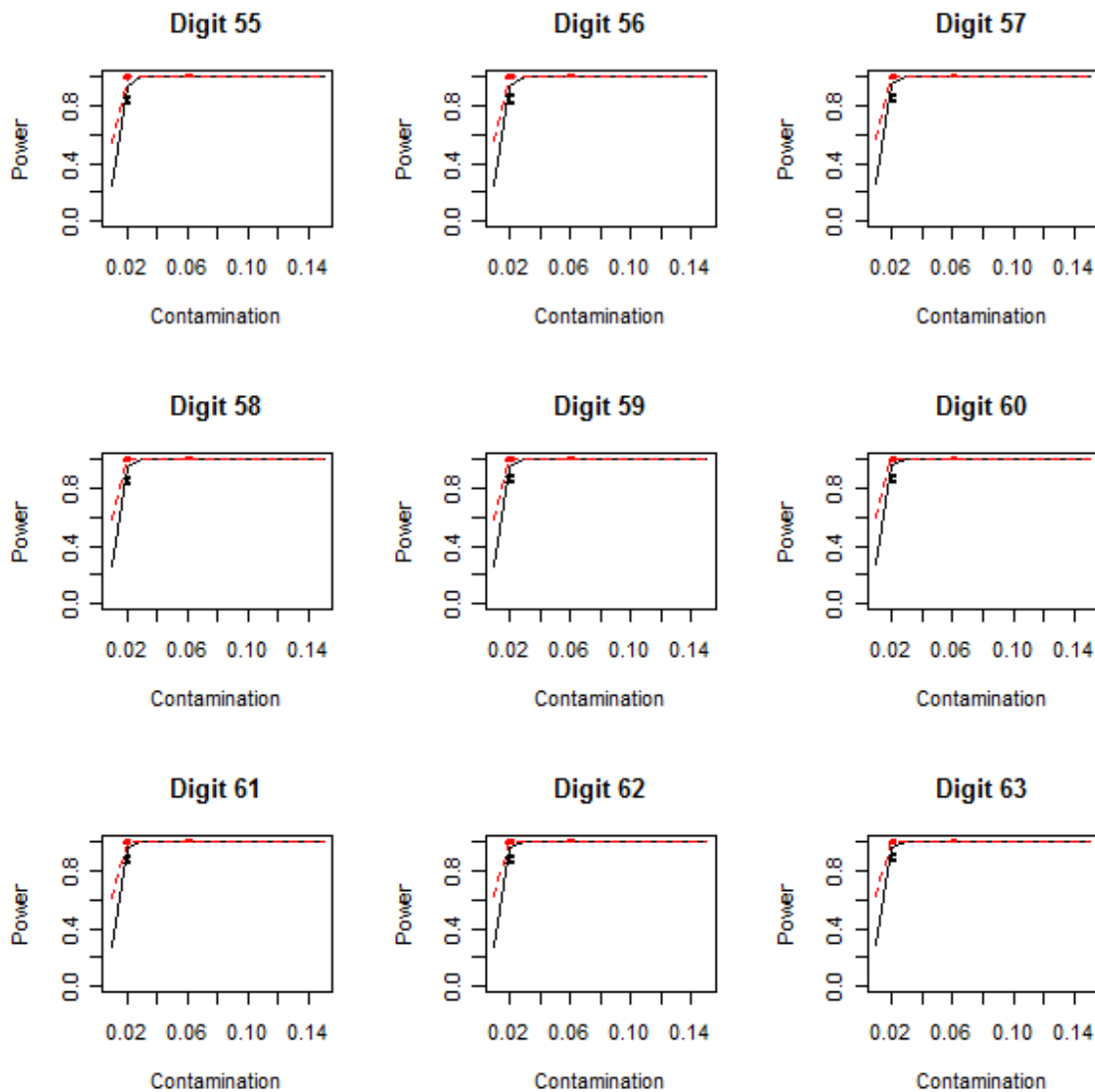
Comparison of approximated and simulated power for Contaminated Additive Benford distribution ($\alpha = 0.02, 0.06$) with digits 37 to 45, $n = 1000$ (black solid line), 2000 (red dashed line), significance level 0.05.



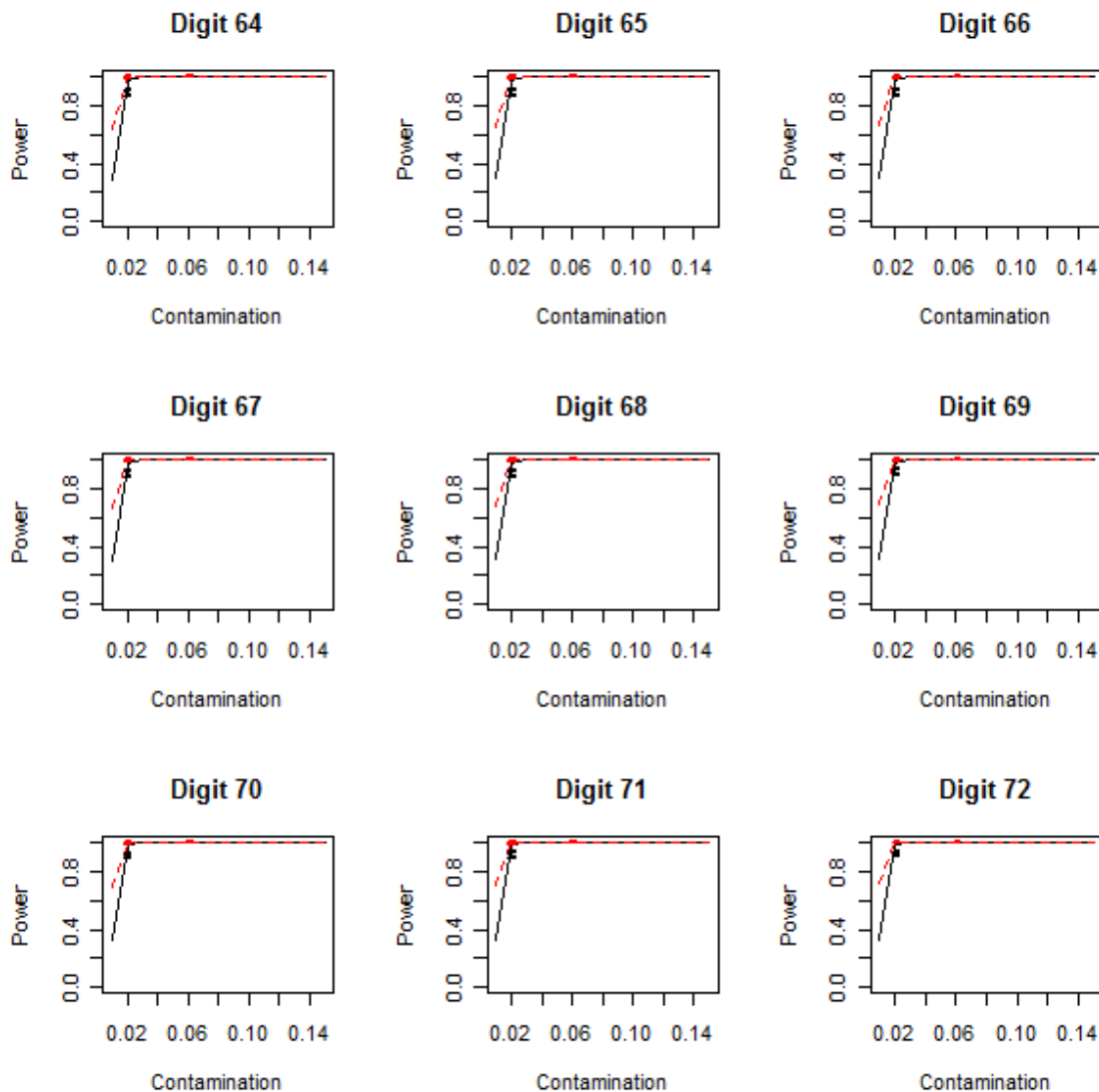
Comparison of approximated and simulated power for Contaminated Additive Benford distribution ($\alpha = 0.02, 0.06$) with digits 46 to 54, $n = 1000$ (black solid line), 2000 (red dashed line), significance level 0.05.



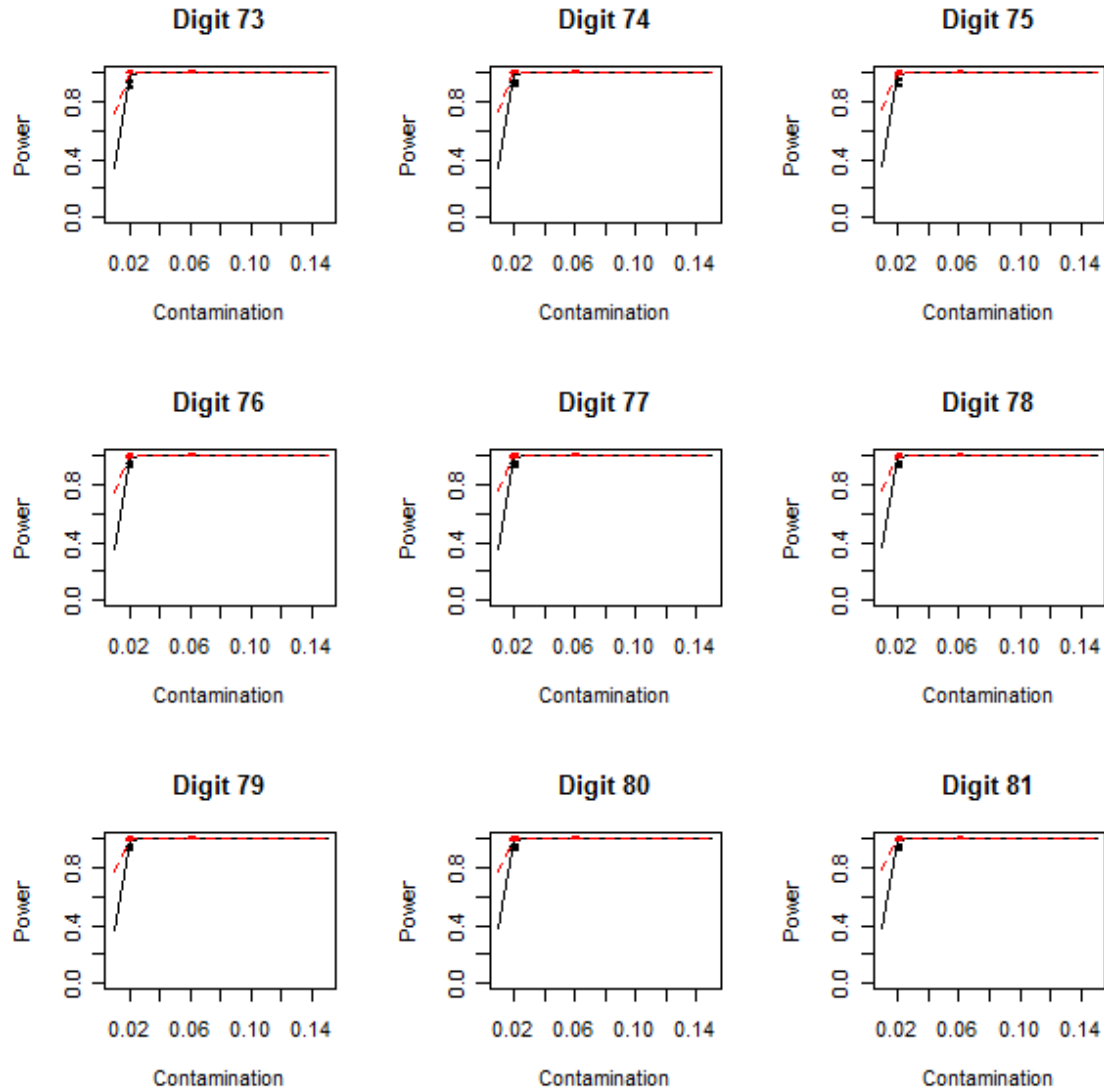
Comparison of approximated and simulated power for Contaminated Additive Benford distribution ($\alpha = 0.02, 0.06$) with digits 55 to 63, $n = 1000$ (black solid line), 2000 (red dashed line), significance level 0.05.



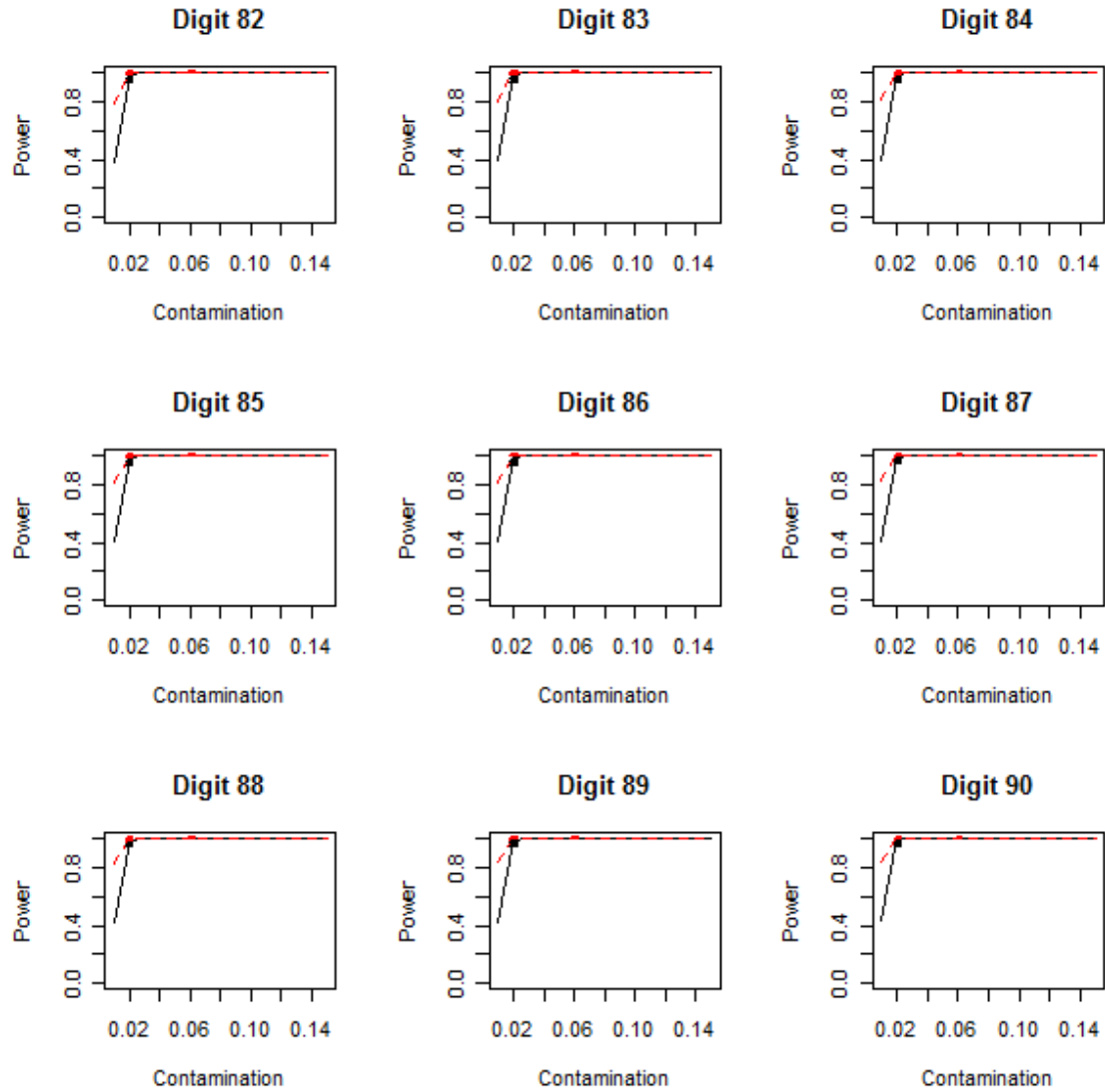
Comparison of approximated and simulated power for Contaminated Additive Benford distribution ($\alpha = 0.02, 0.06$) with digits 64 to 73, $n = 1000$ (black solid line), 2000 (red dashed line), significance level 0.05.



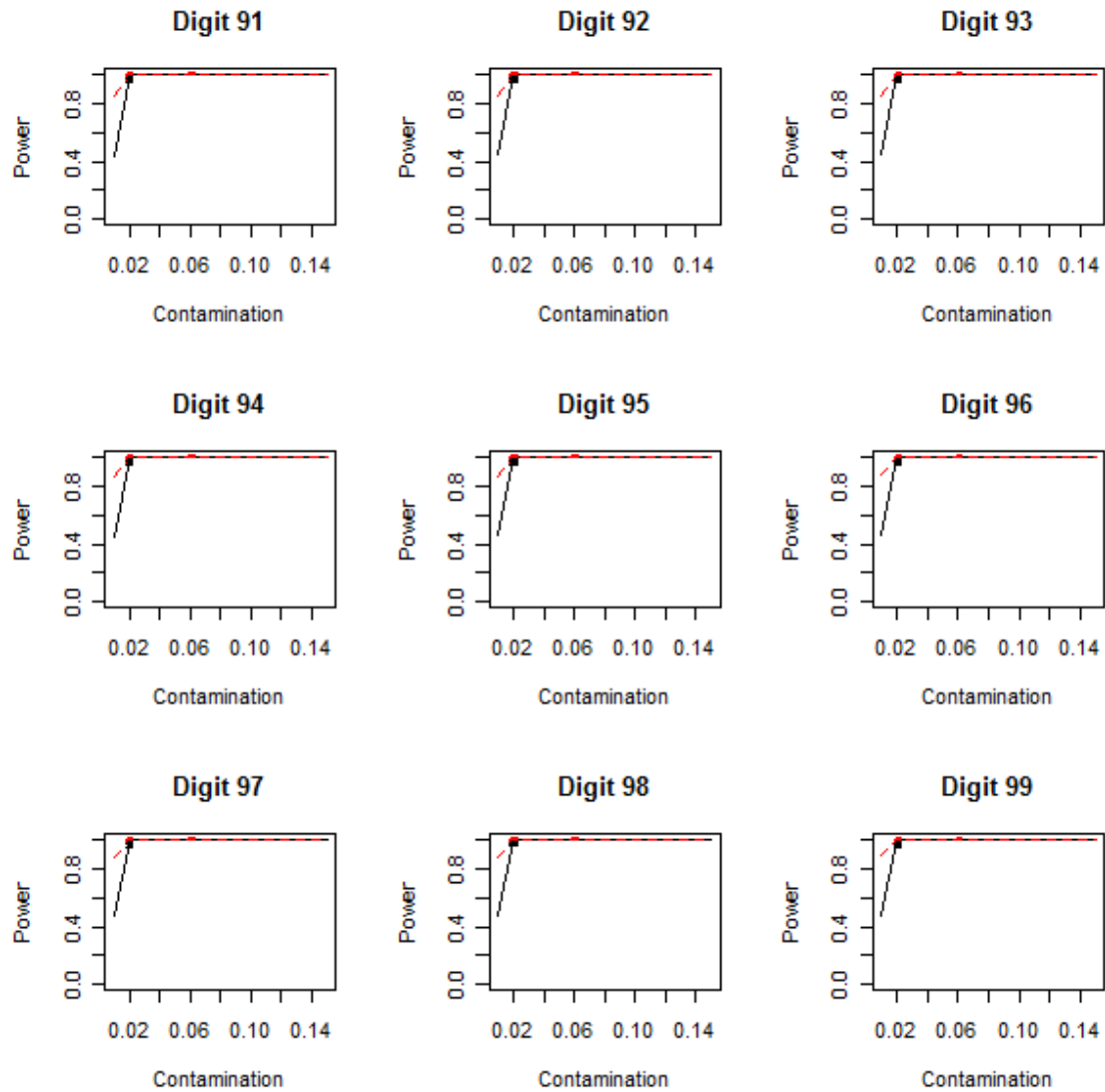
Comparison of approximated and simulated power for Contaminated Additive Benford distribution ($\alpha = 0.02, 0.06$) with digits 74 to 81, $n = 1000$ (black solid line), 2000 (red dashed line), significance level 0.05.



Comparison of approximated and simulated power for Contaminated Additive Benford distribution ($\alpha = 0.02, 0.06$) with digits 82 to 90, $n = 1000$ (black solid line), 2000 (red dashed line), significance level 0.05.

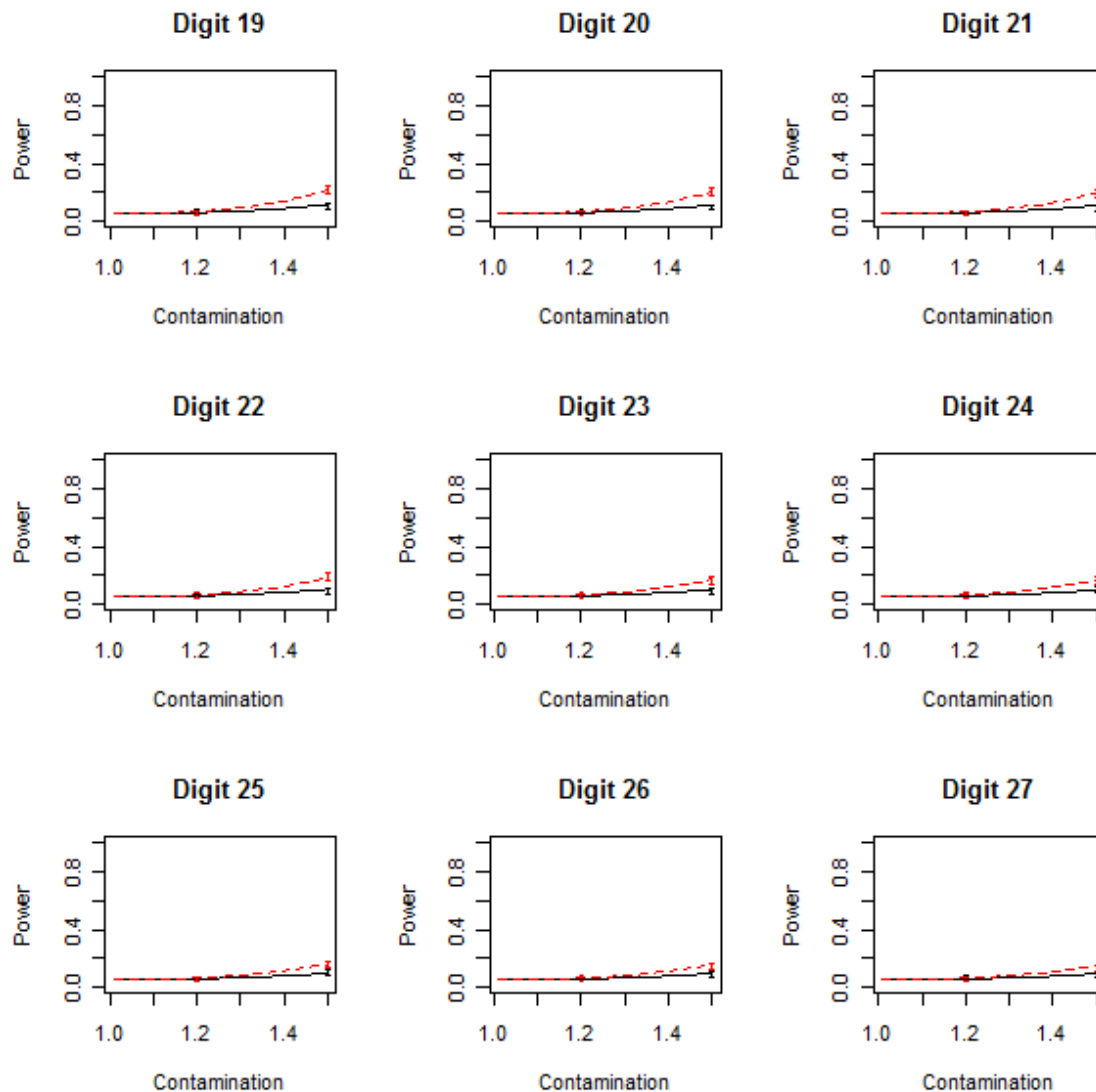


Comparison of approximated and simulated power for Contaminated Additive Benford distribution ($\alpha = 0.02, 0.06$) with digits 91 to 99, $n = 1000$ (black solid line), 2000 (red dashed line), significance level 0.05.

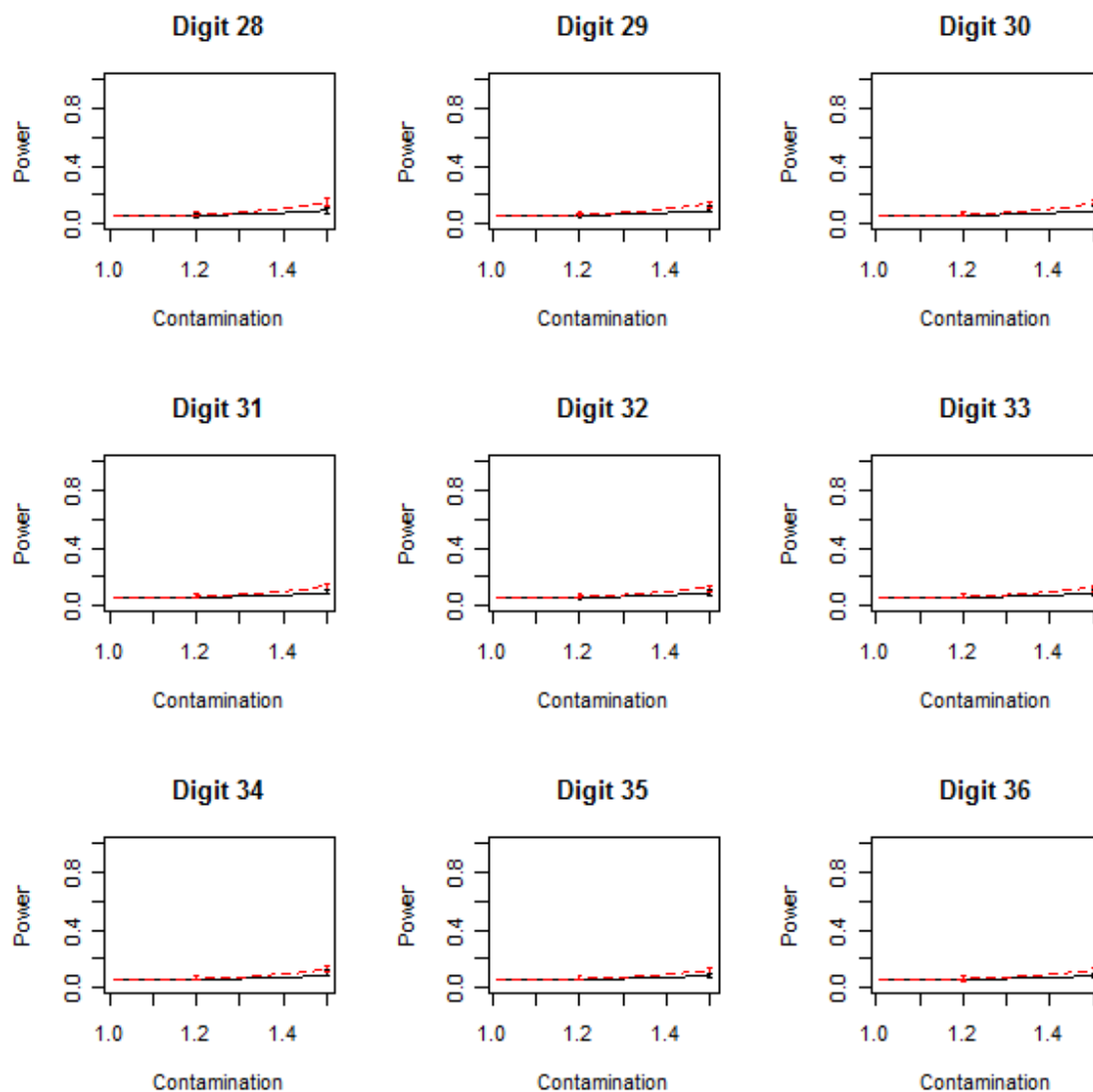


Comparison of approximated and simulated power for Multiplicative Benford distribution ($\alpha = 1.2, 1.5$) with digits 19 to 99, $n = 1000$ (black solid line), 2000 (red dashed line), significance level 0.05.

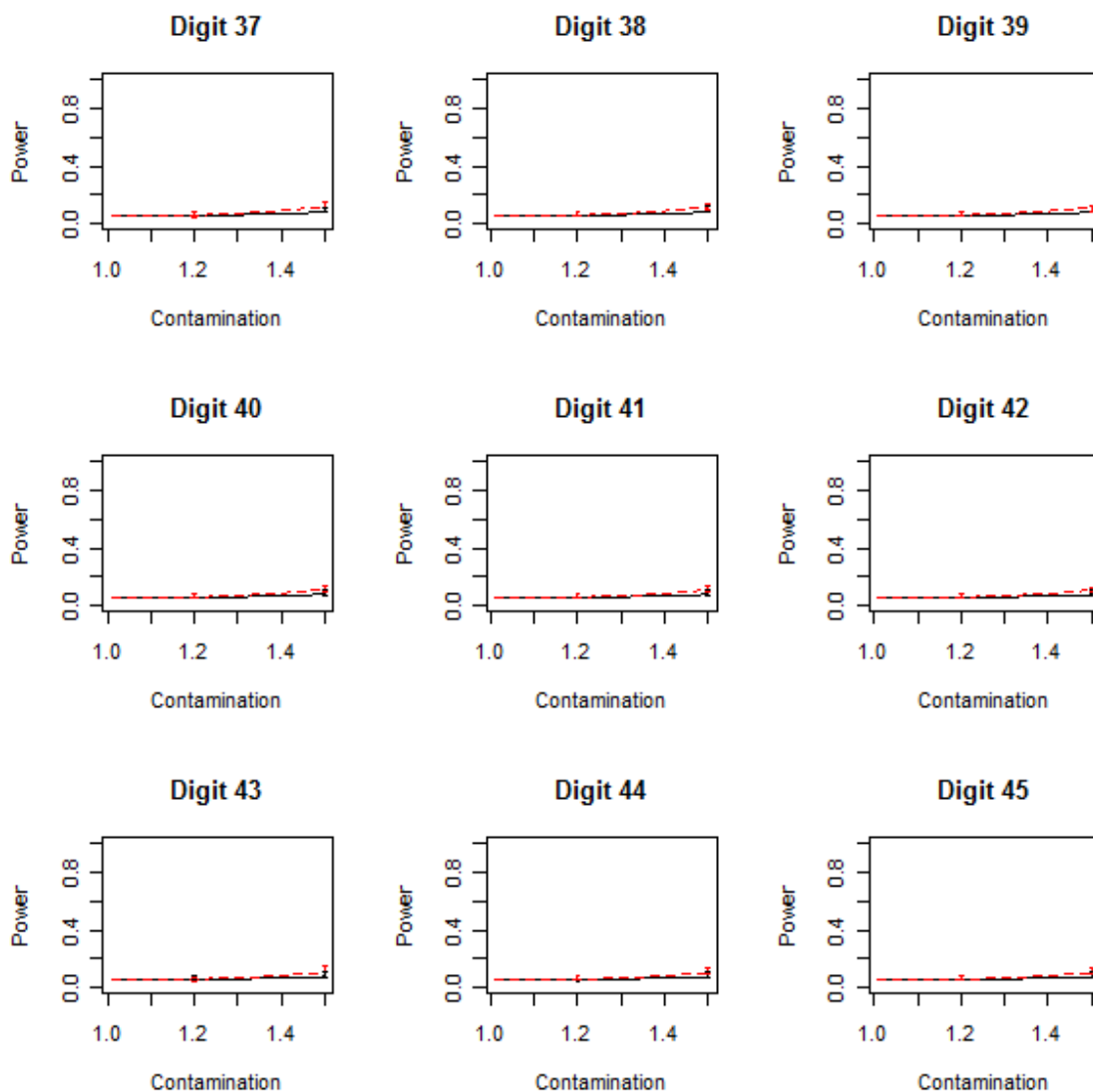
Comparison of approximated and simulated power for Contaminated Multiplicative Benford distribution ($\alpha = 1.2, 1.5$) with digits 19 to 27, $n = 1000$ (black solid line), 2000 (red dashed line), significance level 0.05.



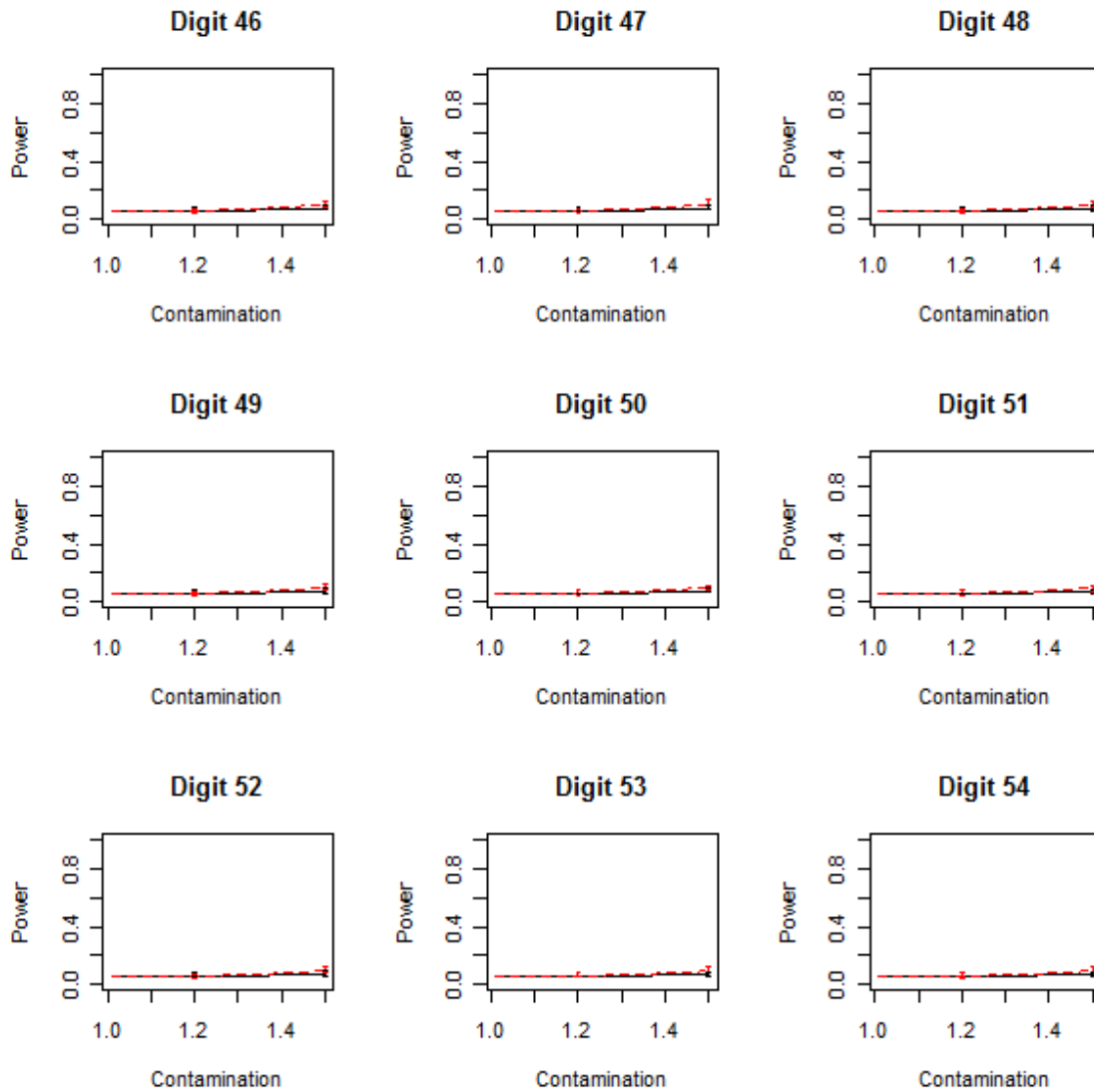
Comparison of approximated and simulated power for Contaminated Multiplicative Benford distribution ($\alpha = 1.2, 1.5$) with digits 28 to 36, $n = 1000$ (black solid line), 2000 (red dashed line), significance level 0.05.



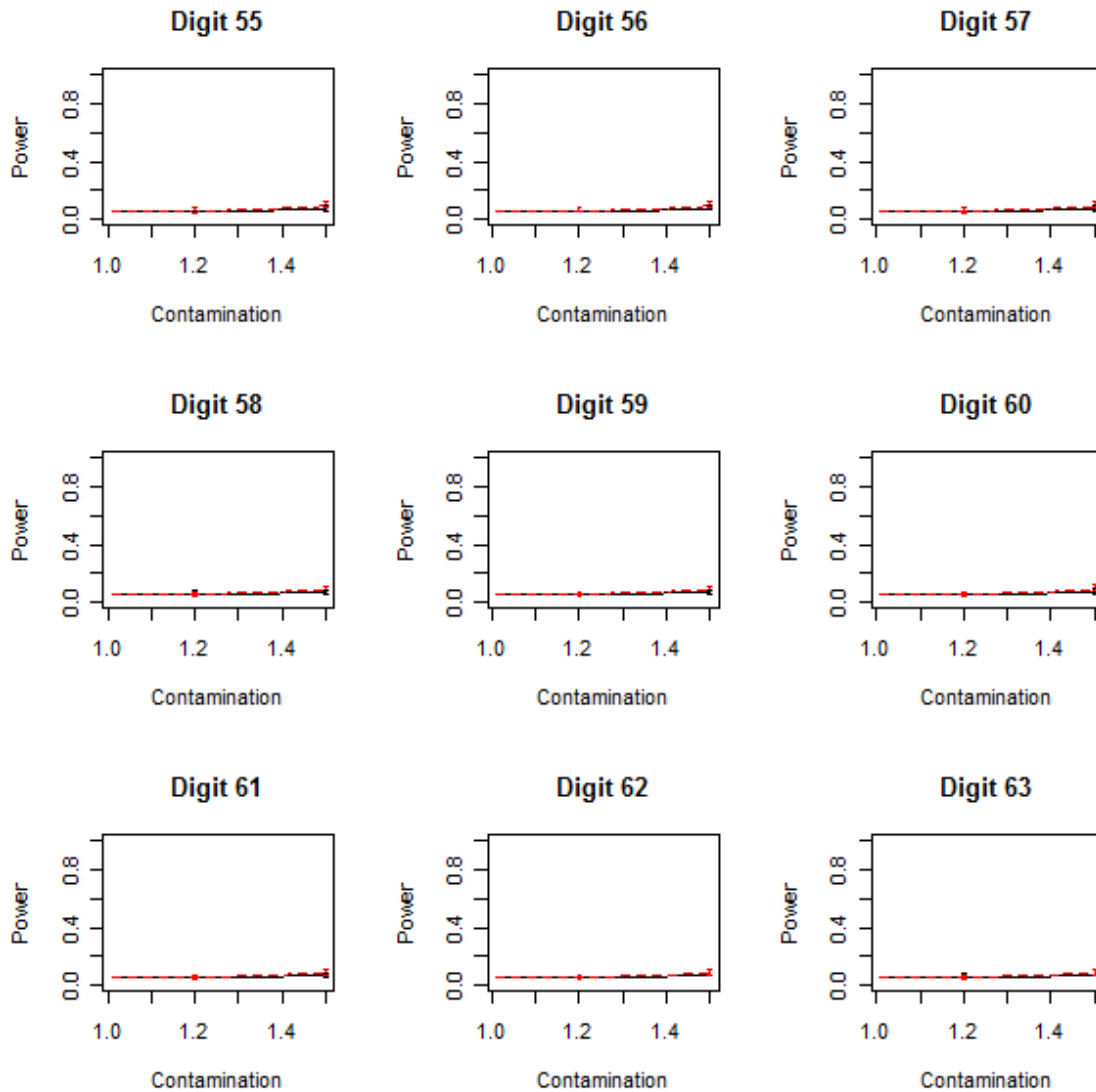
Comparison of approximated and simulated power for Contaminated Multiplicative Benford distribution ($\alpha = 1.2, 1.5$) with digits 37 to 45, $n = 1000$ (black solid line), 2000 (red dashed line), significance level 0.05.



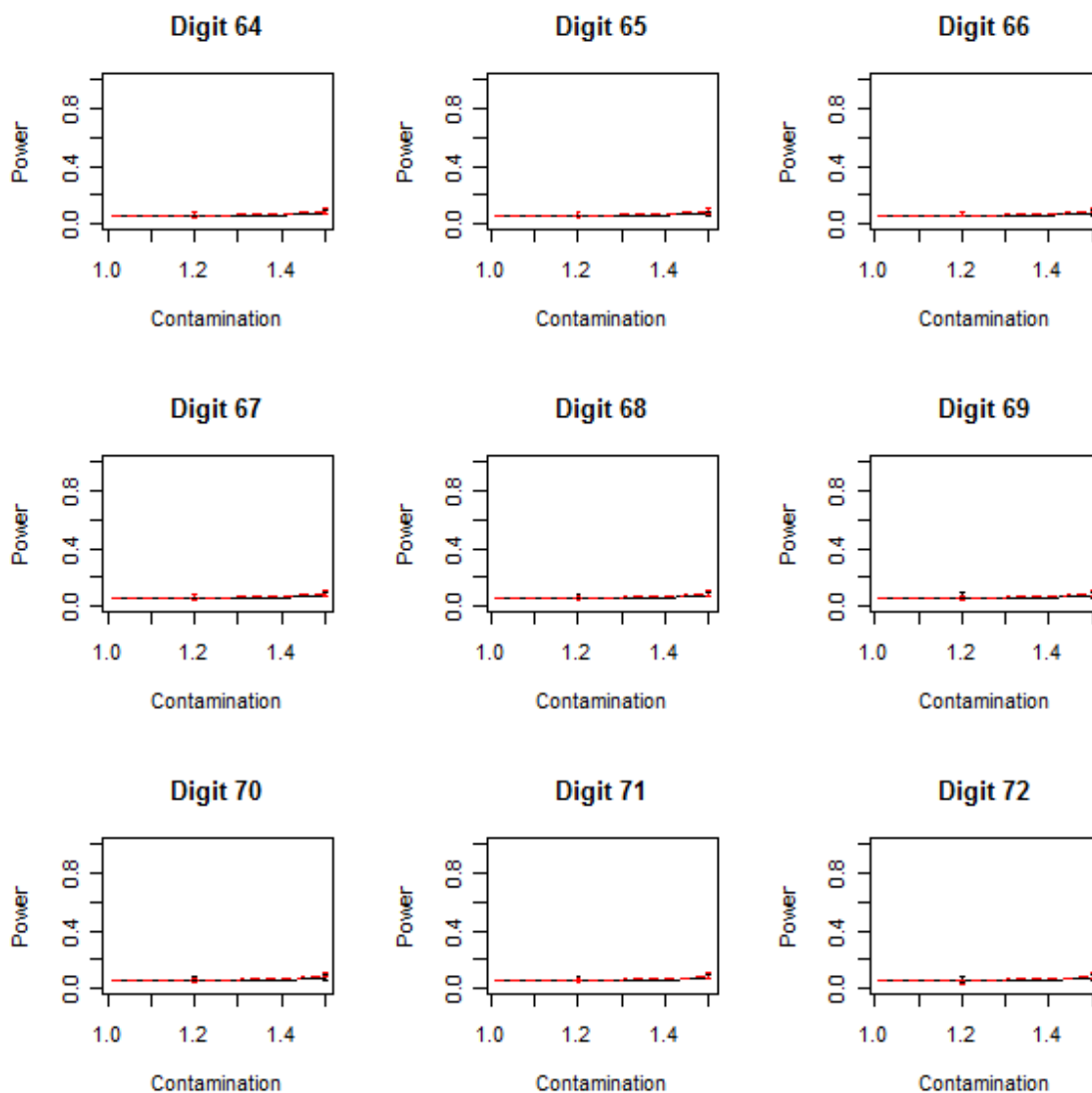
Comparison of approximated and simulated power for Contaminated Multiplicative Benford distribution ($\alpha = 1.2, 1.5$) with digits 46 to 54, $n = 1000$ (black solid line), 2000 (red dashed line), significance level 0.05.



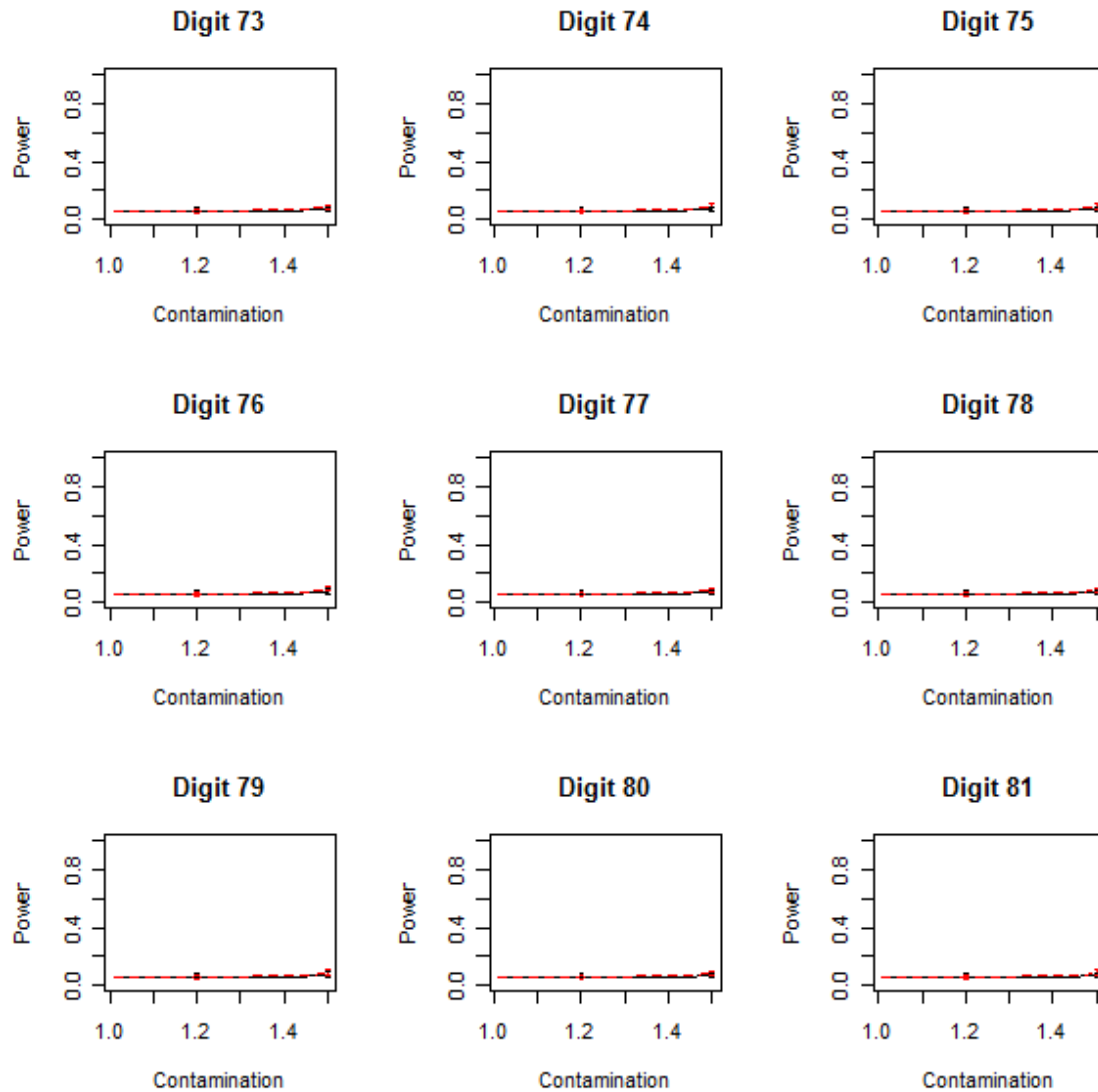
Comparison of approximated and simulated power for Contaminated Multiplicative Benford distribution ($\alpha = 1.2, 1.5$) with digits 55 to 63, $n = 1000$ (black solid line), 2000 (red dashed line), significance level 0.05.



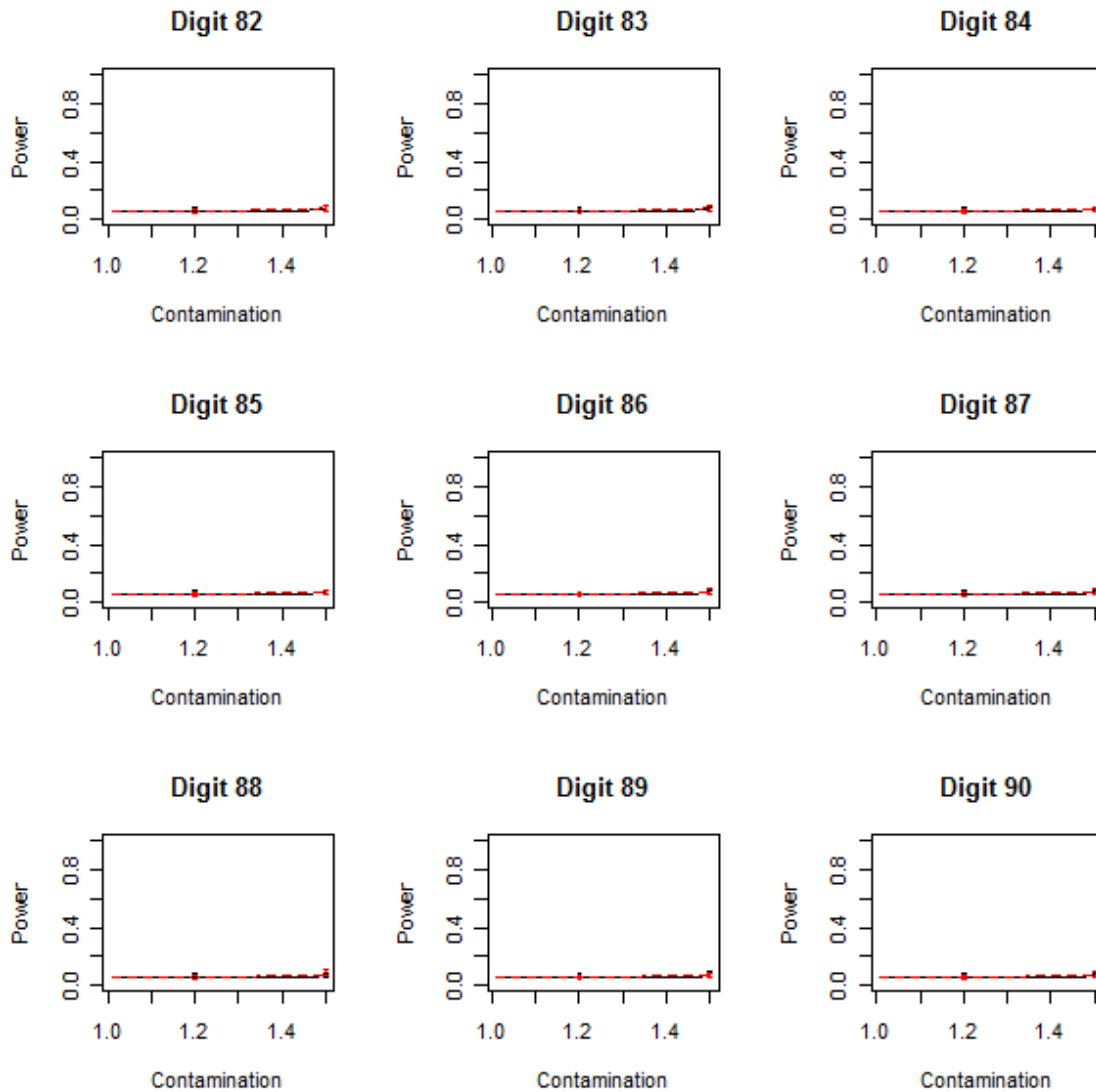
Comparison of approximated and simulated power for Contaminated Multiplicative Benford distribution ($\alpha = 1.2, 1.5$) with digits 64 to 72, $n = 1000$ (black solid line), 2000 (red dashed line), significance level 0.05.



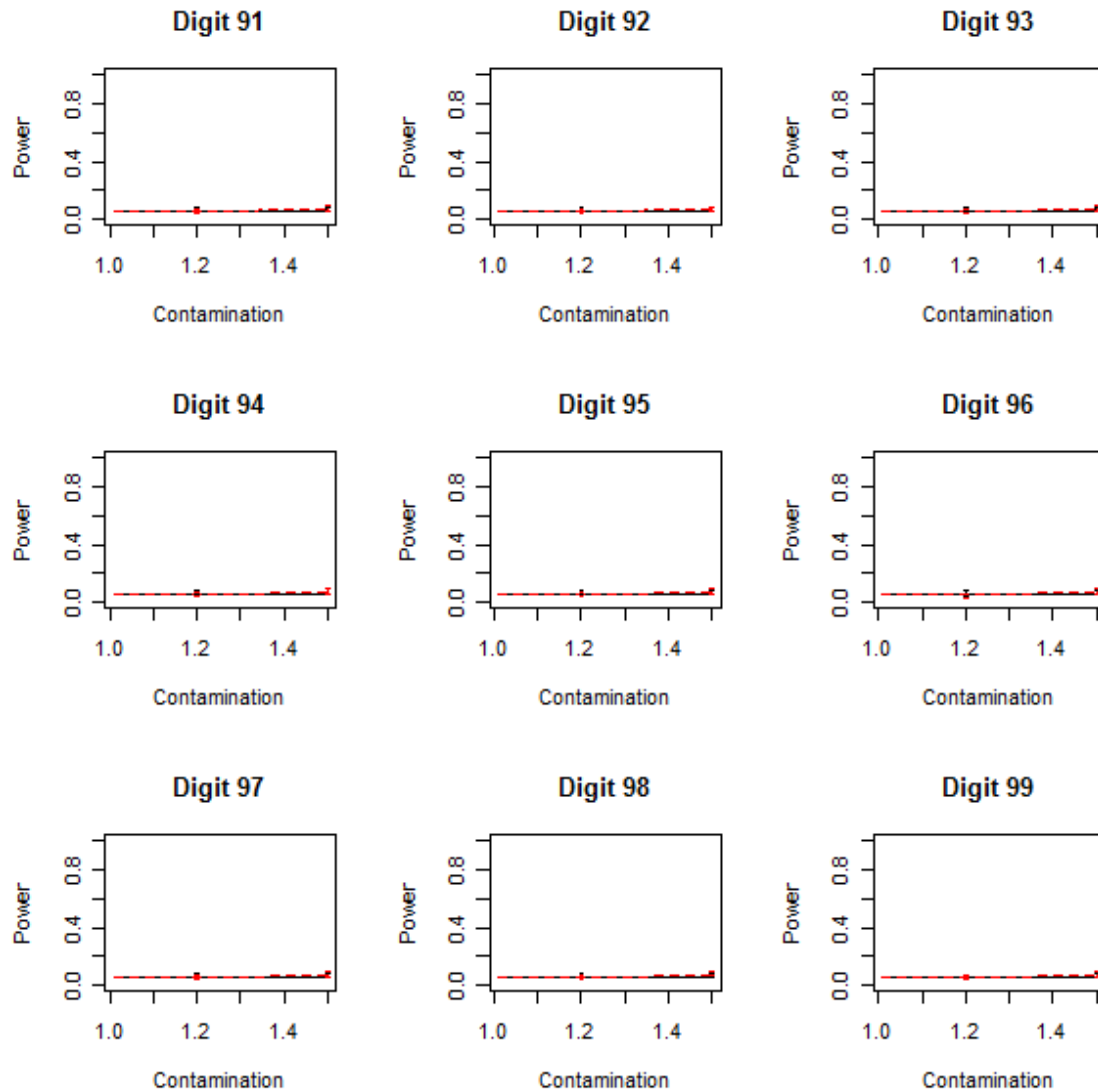
Comparison of approximated and simulated power for Contaminated Multiplicative Benford distribution ($\alpha = 1.2, 1.5$) with digits 73 to 81, $n = 1000$ (black solid line), 2000 (red dashed line), significance level 0.05.



Comparison of approximated and simulated power for Contaminated Multiplicative Benford distribution ($\alpha = 1.2, 1.5$) with digits 82 to 90, $n = 1000$ (black solid line), 2000 (red dashed line), significance level 0.05.



Comparison of approximated and simulated power for Contaminated Multiplicative Benford distribution ($\alpha = 1.2, 1.5$) with digits 91 to 99, $n = 1000$ (black solid line), 2000 (red dashed line), significance level 0.05.



Coverage proportions for 95% simultaneous confidence intervals for data generated using the Contaminated Additive Benford distribution ($\alpha = 0.02$) with digits 15 to 99, n=1000

Coverage proportions for 95% simultaneous confidence intervals for data generated using the Contaminated Additive Benford distribution ($\alpha = 0.02$) with digits 15 to 19

<i>Contaminated Additive Distribution ($\alpha = 0.02$)</i>	n =1000 (95% CI)				
	15	16	17	18	19
Quesenberry	1.000	1.000	1.000	1.000	1.000
Goodman	0.368	0.313	0.289	0.251	0.267
Bailey	0.498	0.472	0.448	0.405	0.364
Angular					
Bailey Square	0.498	0.472	0.448	0.405	0.364
Fitzpatrick	0.981	0.978	0.982	0.981	0.985
Sison	0.257	0.252	0.212	0.230	0.233
Univariate	0.000	0.000	0.000	0.000	0.000
Binomial					

Coverage proportions for 95% simultaneous confidence intervals for data generated using the Contaminated Additive Benford distribution ($\alpha = 0.02$) with digits 20 to 24

<i>Contaminated Additive Distribution ($\alpha = 0.02$)</i>	n =1000 (95% CI)				
	20	21	22	23	24
Quesenberry	1.000	1.000	1.000	1.000	1.000
Goodman	0.220	0.202	0.184	0.169	0.157
Bailey	0.375	0.358	0.294	0.282	0.258
Angular					
Bailey Square	0.375	0.356	0.292	0.280	0.257
Fitzpatrick	0.988	0.991	0.992	0.988	0.992
Sison	0.233	0.216	0.199	0.182	0.174
Univariate	0.000	0.000	0.000	0.000	0.000
Binomial					

Coverage proportions for 95% simultaneous confidence intervals for data generated using the Contaminated Additive Benford distribution ($\alpha = 0.02$) with digits 25 to 29

<i>Contaminated Additive Distribution</i> ($\alpha = 0.02$)	n =1000 (95% CI)				
	25	26	27	28	29
Quesenberry	1.000	0.999	1.000	0.999	0.999
Goodman	0.143	0.150	0.131	0.115	0.098
Bailey	0.241	0.256	0.224	0.254	0.234
Angular					
Bailey Square	0.240	0.256	0.224	0.254	0.234
Fitzpatrick	0.991	0.993	0.994	0.993	0.994
Sison	0.202	0.200	0.173	0.200	0.185
Univariate	0.000	0.000	0.000	0.000	0.000
Binomial					

Coverage proportions for 95% simultaneous confidence intervals for data generated using the Contaminated Additive Benford distribution ($\alpha = 0.02$) with digits 30 to 34

<i>Contaminated Additive Distribution</i> ($\alpha = 0.02$)	n =1000 (95% CI)				
	30	31	32	33	34
Quesenberry	0.999	0.998	0.997	0.997	0.997
Goodman	0.112	0.107	0.081	0.095	0.064
Bailey	0.196	0.186	0.211	0.175	0.190
Angular					
Bailey Square	0.196	0.232	0.210	0.174	0.189
Fitzpatrick	0.990	0.995	0.994	0.996	0.996
Sison	0.203	0.189	0.215	0.179	0.197
Univariate	0.000	0.000	0.000	0.000	0.000
Binomial					

Coverage proportions for 95% simultaneous confidence intervals for data generated using the Contaminated Additive Benford distribution ($\alpha = 0.02$) with digits 35 to 39

<i>Contaminated Additive Distribution ($\alpha = 0.02$)</i>	n =1000 (95% CI)				
	35	36	37	38	39
Quesenberry	0.997	0.997	0.997	0.997	0.995
Goodman	0.075	0.054	0.064	0.055	0.059
Bailey	0.161	0.178	0.153	0.136	0.107
Angular					
Bailey Square	0.161	0.178	0.152	0.136	0.107
Fitzpatrick	0.996	0.996	0.996	0.997	0.997
Sison	0.219	0.184	0.202	0.204	0.159
Univariate	0.000	0.000	0.000	0.000	0.000
Binomial					

Coverage proportions for 95% simultaneous confidence intervals for data generated using the Contaminated Additive Benford distribution ($\alpha = 0.02$) with digits 40 to 44

<i>Contaminated Additive Distribution ($\alpha = 0.02$)</i>	n =1000 (95% CI)				
	40	41	42	43	44
Quesenberry	0.996	0.994	0.993	0.994	0.994
Goodman	0.064	0.049	0.053	0.039	0.040
Bailey	0.113	0.126	0.101	0.109	0.116
Angular					
Bailey Square	0.113	0.126	0.101	0.109	0.116
Fitzpatrick	0.998	0.997	0.997	0.997	0.997
Sison	0.173	0.185	0.196	0.155	0.162
Univariate	0.000	0.000	0.000	0.000	0.000
Binomial					

Coverage proportions for 95% simultaneous confidence intervals for data generated using the Contaminated Additive Benford distribution ($\alpha = 0.02$) with digits 45 to 49

<i>Contaminated Additive Distribution</i> ($\alpha = 0.02$)	n =1000 (95% CI)				
	45	46	47	48	49
Quesenberry	0.992	0.986	0.986	0.982	0.975
Goodman	0.043	0.029	0.033	0.036	0.028
Bailey	0.090	0.098	0.105	0.076	0.081
Angular					
Bailey Square	0.090	0.098	0.105	0.076	0.081
Fitzpatrick	0.996	0.996	0.997	0.997	0.997
Sison	0.175	0.181	0.190	0.156	0.160
Univariate	0.000	0.000	0.000	0.000	0.000
Binomial					

Coverage proportions for 95% simultaneous confidence intervals for data generated using the Contaminated Additive Benford distribution ($\alpha = 0.02$) with digits 50 to 54

<i>Contaminated Additive Distribution</i> ($\alpha = 0.02$)	n =1000 (95% CI)				
	50	51	52	53	54
Quesenberry	0.978	0.979	0.972	0.972	0.966
Goodman	0.032	0.033	0.035	0.019	0.021
Bailey	0.085	0.063	0.067	0.071	0.074
Angular					
Bailey Square	0.085	0.085	0.067	0.071	0.074
Fitzpatrick	0.997	0.995	0.995	0.996	0.996
Sison	0.167	0.175	0.178	0.189	0.147
Univariate	0.000	0.000	0.000	0.000	0.000
Binomial					

Coverage proportions for 95% simultaneous confidence intervals for data generated using the Contaminated Additive Benford distribution ($\alpha = 0.02$) with digits 55 to 59

<i>Contaminated Additive Distribution ($\alpha = 0.02$)</i>	n =1000 (95% CI)				
	55	56	57	58	59
Quesenberry	0.968	0.951	0.953	0.970	0.957
Goodman	0.026	0.027	0.029	0.011	0.013
Bailey	0.078	0.057	0.057	0.050	0.053
Angular					
Bailey Square	0.078	0.057	0.057	0.050	0.053
Fitzpatrick	0.996	0.996	0.994	0.999	0.999
Sison	0.151	0.156	0.159	0.169	0.176
Univariate	0.000	0.000	0.000	0.000	0.000
Binomial					

Coverage proportions for 95% simultaneous confidence intervals for data generated using the Contaminated Additive Benford distribution ($\alpha = 0.02$) with digits 60 to 64

<i>Contaminated Additive Distribution ($\alpha = 0.02$)</i>	n =1000 (95% CI)				
	60	61	62	63	64
Quesenberry	0.958	0.959	0.946	0.946	0.949
Goodman	0.015	0.015	0.015	0.008	0.009
Bailey	0.036	0.037	0.039	0.041	0.042
Angular					
Bailey Square	0.036	0.037	0.039	0.041	0.042
Fitzpatrick	0.999	0.999	0.999	0.999	0.999
Sison	0.180	0.185	0.141	0.145	0.149
Univariate	0.000	0.000	0.000	0.000	0.000
Binomial					

Coverage proportions for 95% simultaneous confidence intervals for data generated using the Contaminated Additive Benford distribution ($\alpha = 0.02$) with digits 65 to 69

<i>Contaminated Additive Distribution ($\alpha = 0.02$)</i>	n =1000 (95% CI)				
	65	66	67	68	69
Quesenberry	0.934	0.937	0.938	0.908	0.913
Goodman	0.010	0.010	0.010	0.010	0.007
Bailey	0.044	0.031	0.031	0.033	0.033
Angular					
Bailey Square	0.044	0.031	0.031	0.033	0.033
Fitzpatrick	1.000	0.999	0.999	0.999	0.999
Sison	0.155	0.159	0.165	0.166	0.169
Univariate	0.000	0.000	0.000	0.000	0.000
Binomial					

Coverage proportions for 95% simultaneous confidence intervals for data generated using the Contaminated Additive Benford distribution ($\alpha = 0.02$) with digits 70 to 74

<i>Contaminated Additive Distribution ($\alpha = 0.02$)</i>	n =1000 (95% CI)				
	70	71	72	73	74
Quesenberry	0.915	0.919	0.884	0.885	0.889
Goodman	0.007	0.007	0.007	0.007	0.007
Bailey	0.035	0.035	0.016	0.018	0.018
Angular					
Bailey Square	0.035	0.035	0.016	0.018	0.018
Fitzpatrick	0.999	0.999	0.999	0.999	0.999
Sison	0.172	0.175	0.131	0.135	0.137
Univariate	0.000	0.000	0.000	0.000	0.000
Binomial					

Coverage proportions for 95% simultaneous confidence intervals for data generated using the Contaminated Additive Benford distribution ($\alpha = 0.02$) with digits 75 to 79

<i>Contaminated Additive Distribution</i> ($\alpha = 0.02$)	n =1000 (95% CI)				
	75	76	77	78	79
Quesenberry	0.856	0.818	0.820	0.824	0.830
Goodman	0.007	0.003	0.003	0.003	0.003
Bailey	0.018	0.020	0.021	0.020	0.021
Angular					
Bailey Square	0.018	0.020	0.021	0.020	0.021
Fitzpatrick	0.999	0.999	0.999	0.997	0.997
Sison	0.122	0.122	0.1222	0.127	0.132
Univariate	0.000	0.000	0.000	0.000	0.000
Binomial					

Coverage proportions for 95% simultaneous confidence intervals for data generated using the Contaminated Additive Benford distribution ($\alpha = 0.02$) with digits 80 to 84

<i>Contaminated Additive Distribution</i> ($\alpha = 0.02$)	n =1000 (95% CI)				
	80	81	82	83	84
Quesenberry	0.784	0.787	0.790	0.793	0.796
Goodman	0.003	0.004	0.004	0.004	0.002
Bailey	0.014	0.014	0.015	0.016	0.016
Angular					
Bailey Square	0.014	0.014	0.015	0.016	0.016
Fitzpatrick	0.998	0.998	0.998	0.998	0.998
Sison	0.134	0.140	0.144	0.147	0.150
Univariate	0.000	0.000	0.000	0.000	0.000
Binomial					

Coverage proportions for 95% simultaneous confidence intervals for data generated using the Contaminated Additive Benford distribution ($\alpha = 0.02$) with digits 85 to 89

<i>Contaminated Additive Distribution</i> ($\alpha = 0.02$)	n =1000 (95% CI)				
	85	86	87	88	89
Quesenberry	0.734	0.742	0.745	0.746	0.749
Goodman	0.003	0.003	0.003	0.003	0.003
Bailey	0.016	0.017	0.019	0.018	0.020
Angular					
Bailey Square	0.016	0.017	0.019	0.018	0.020
Fitzpatrick	0.998	0.998	0.998	0.998	0.998
Sison	0.151	0.155	0.111	0.110	0.112
Univariate	0.000	0.000	0.000	0.000	0.000
Binomial					

Coverage proportions for 95% simultaneous confidence intervals for data generated using the Contaminated Additive Benford distribution ($\alpha = 0.02$) with digits 90 to 94

<i>Contaminated Additive Distribution</i> ($\alpha = 0.02$)	n =1000 (95% CI)				
	90	91	92	93	94
Quesenberry	0.700	0.705	0.706	0.708	0.713
Goodman	0.003	0.003	0.003	0.003	0.001
Bailey	0.011	0.011	0.011	0.012	0.012
Angular					
Bailey Square	0.011	0.011	0.011	0.012	0.012
Fitzpatrick	0.998	0.998	0.998	0.998	0.997
Sison	0.113	0.114	0.117	0.119	0.121
Univariate	0.000	0.000	0.000	0.000	0.000
Binomial					

Coverage proportions for 95% simultaneous confidence intervals for data generated using the Contaminated Additive Benford distribution ($\alpha = 0.02$) with digits 95 to 99

<i>Contaminated Additive Distribution ($\alpha = 0.02$)</i>	n =1000 (95% CI)				
	95	96	97	98	99
Quesenberry	0.717	0.717	0.651	0.656	0.658
Goodman	0.001	0.001	0.001	0.001	0.001
Bailey	0.012	0.012	0.013	0.013	0.014
Angular					
Bailey Square	0.012	0.012	0.013	0.013	0.014
Fitzpatrick	0.997	0.997	0.997	0.997	0.997
Sison	0.125	0.127	0.131	0.131	0.133
Univariate	0.000	0.000	0.000	0.000	0.000
Binomial					

Coverage proportions for 95% simultaneous confidence intervals for data generated using the Contaminated Additive Benford distribution ($\alpha = 0.02$) with digits 15 to 99, n=2000

Coverage proportions for 95% simultaneous confidence intervals for data generated using the Contaminated Additive Benford distribution ($\alpha = 0.02$) with digits 15 to 19

<i>Contaminated Additive Distribution ($\alpha = 0.02$)</i>	n =2000 (95% CI)				
	15	16	17	18	19
Quesenberry	1.000	1.000	0.998	0.998	0.997
Goodman	0.066	0.058	0.037	0.030	0.025
Bailey	0.119	0.086	0.083	0.052	0.042
Angular					
Bailey Square	0.119	0.086	0.083	0.052	0.042
Fitzpatrick	0.862	0.858	0.857	0.871	0.861
Sison	0.025	0.023	0.018	0.015	0.015
Univariate Binomial	0.000	0.000	0.000	0.000	0.000

Coverage proportions for 95% simultaneous confidence intervals for data generated using the Contaminated Additive Benford distribution ($\alpha = 0.02$) with digits 20 to 24

<i>Contaminated Additive Distribution ($\alpha = 0.02$)</i>	n =2000 (95% CI)				
	20	21	22	23	24
Quesenberry	0.996	1.000	1.000	0.998	0.996
Goodman	0.020	0.014	0.011	0.010	0.009
Bailey	0.033	0.024	0.021	0.018	0.017
Angular					
Bailey Square	0.038	0.024	0.021	0.018	0.017
Fitzpatrick	0.866	0.858	0.857	0.874	0.871
Sison	0.014	0.013	0.011	0.011	0.013
Univariate Binomial	0.000	0.000	0.000	0.000	0.000

Coverage proportions for 95% simultaneous confidence intervals for data generated using the Contaminated Additive Benford distribution ($\alpha = 0.02$) with digits 25 to 29

<i>Contaminated Additive Distribution</i> ($\alpha = 0.02$)	n =2000 (95% CI)				
	25	26	27	28	29
Quesenberry	0.995	0.988	0.986	0.984	0.979
Goodman	0.006	0.005	0.005	0.005	0.005
Bailey	0.013	0.012	0.010	0.006	0.006
Angular					
Bailey Square	0.013	0.012	0.010	0.006	0.006
Fitzpatrick	0.878	0.889	0.898	0.896	0.900
Sison	0.011	0.009	0.009	0.008	0.008
Univariate	0.000	0.000	0.000	0.000	0.000
Binomial					

Coverage proportions for 95% simultaneous confidence intervals for data generated using the Contaminated Additive Benford distribution ($\alpha = 0.02$) with digits 30 to 34

<i>Contaminated Additive Distribution</i> ($\alpha = 0.02$)	n =2000 (95% CI)				
	30	31	32	33	34
Quesenberry	0.973	0.962	0.964	0.951	0.938
Goodman	0.004	0.002	0.002	0.001	0.001
Bailey	0.006	0.002	0.002	0.002	0.002
Angular					
Bailey Square	0.006	0.006	0.002	0.002	0.002
Fitzpatrick	0.896	0.888	0.885	0.902	0.900
Sison	0.007	0.005	0.005	0.004	0.006
Univariate	0.000	0.000	0.000	0.000	0.000
Binomial					

Coverage proportions for 95% simultaneous confidence intervals for data generated using the Contaminated Additive Benford distribution ($\alpha = 0.02$) with digits 35 to 39

<i>Contaminated Additive Distribution ($\alpha = 0.02$)</i>	n =2000 (95% CI)				
	35	36	37	38	39
Quesenberry	0.934	0.913	0.904	0.893	0.883
Goodman	0.001	0.001	0.001	0.001	0.001
Bailey	0.003	0.001	0.003	0.003	0.002
Angular					
Bailey Square	0.003	0.001	0.003	0.003	0.002
Fitzpatrick	0.894	0.884	0.904	0.893	0.906
Sison	0.005	0.003	0.006	0.005	0.004
Univariate	0.000	0.000	0.000	0.000	0.000
Binomial					

Coverage proportions for 95% simultaneous confidence intervals for data generated using the Contaminated Additive Benford distribution ($\alpha = 0.02$) with digits 40 to 44

<i>Contaminated Additive Distribution ($\alpha = 0.02$)</i>	n =2000 (95% CI)				
	40	41	42	43	44
Quesenberry	0.871	0.865	0.853	0.802	0.815
Goodman	0.001	0.001	0.001	0.001	0.000
Bailey	0.002	0.002	0.001	0.001	0.001
Angular					
Bailey Square	0.002	0.002	0.001	0.001	0.001
Fitzpatrick	0.897	0.908	0.901	0.925	0.906
Sison	0.005	0.005	0.005	0.003	0.005
Univariate	0.000	0.000	0.000	0.000	0.000
Binomial					

Coverage proportions for 95% simultaneous confidence intervals for data generated using the Contaminated Additive Benford distribution ($\alpha = 0.02$) with digits 45 to 49

<i>Contaminated Additive Distribution ($\alpha = 0.02$)</i>	n =2000 (95% CI)				
	45	46	47	48	49
Quesenberry	0.806	0.764	0.731	0.702	0.675
Goodman	0.000	0.002	0.002	0.002	0.002
Bailey	0.001	0.002	0.002	0.002	0.002
Angular					
Bailey Square	0.001	0.002	0.002	0.002	0.002
Fitzpatrick	0.916	0.891	0.901	0.908	0.892
Sison	0.005	0.004	0.005	0.003	0.004
Univariate	0.000	0.000	0.000	0.000	0.000
Binomial					

Coverage proportions for 95% simultaneous confidence intervals for data generated using the Contaminated Additive Benford distribution ($\alpha = 0.02$) with digits 50 to 54

<i>Contaminated Additive Distribution ($\alpha = 0.02$)</i>	n =2000 (95% CI)				
	50	51	52	53	54
Quesenberry	0.690	0.662	0.642	0.610	0.575
Goodman	0.002	0.002	0.002	0.002	0.001
Bailey	0.002	0.002	0.002	0.002	0.002
Angular					
Bailey Square	0.002	0.002	0.002	0.002	0.002
Fitzpatrick	0.900	0.908	0.894	0.905	0.911
Sison	0.005	0.005	0.005	0.005	0.005
Univariate	0.000	0.000	0.000	0.000	0.000
Binomial					

Coverage proportions for 95% simultaneous confidence intervals for data generated using the Contaminated Additive Benford distribution ($\alpha = 0.02$) with digits 55 to 59

<i>Contaminated Additive Distribution ($\alpha = 0.02$)</i>	n =2000 (95% CI)				
	55	56	57	58	59
Quesenberry	0.594	0.557	0.568	0.567	0.529
Goodman	0.001	0.001	0.001	0.000	0.000
Bailey	0.002	0.002	0.002	0.000	0.000
Angular					
Bailey Square	0.002	0.002	0.002	0.000	0.000
Fitzpatrick	0.893	0.899	0.908	0.926	0.914
Sison	0.005	0.005	0.005	0.002	0.005
Univariate	0.000	0.000	0.000	0.000	0.000
Binomial					

Coverage proportions for 95% simultaneous confidence intervals for data generated using the Contaminated Additive Benford distribution ($\alpha = 0.02$) with digits 60 to 64

<i>Contaminated Additive Distribution ($\alpha = 0.02$)</i>	n =2000 (95% CI)				
	60	61	62	63	64
Quesenberry	0.538	0.503	0.513	0.464	0.480
Goodman	0.000	0.000	0.000	0.000	0.000
Bailey	0.000	0.000	0.000	0.000	0.000
Angular					
Bailey Square	0.000	0.000	0.000	0.000	0.000
Fitzpatrick	0.919	0.921	0.923	0.908	0.909
Sison	0.005	0.005	0.003	0.003	0.003
Univariate	0.000	0.000	0.000	0.000	0.000
Binomial					

Coverage proportions for 95% simultaneous confidence intervals for data generated using the Contaminated Additive Benford distribution ($\alpha = 0.02$) with digits 65 to 69

<i>Contaminated Additive Distribution ($\alpha = 0.02$)</i>	n =2000 (95% CI)				
	65	66	67	68	69
Quesenberry	0.433	0.445	0.394	0.400	0.358
Goodman	0.000	0.000	0.000	0.000	0.000
Bailey	0.000	0.000	0.000	0.000	0.000
Angular					
Bailey Square	0.000	0.000	0.000	0.000	0.000
Fitzpatrick	0.911	0.915	0.925	0.906	0.912
Sison	0.003	0.003	0.002	0.002	0.002
Univariate	0.000	0.000	0.000	0.000	0.000
Binomial					

Coverage proportions for 95% simultaneous confidence intervals for data generated using the Contaminated Additive Benford distribution ($\alpha = 0.02$) with digits 70 to 74

<i>Contaminated Additive Distribution ($\alpha = 0.02$)</i>	n =2000 (95% CI)				
	70	71	72	73	74
Quesenberry	0.371	0.318	0.331	0.338	0.281
Goodman	0.000	0.000	0.000	0.000	0.000
Bailey	0.000	0.000	0.000	0.000	0.000
Angular					
Bailey Square	0.000	0.000	0.000	0.000	0.000
Fitzpatrick	0.914	0.916	0.922	0.925	0.908
Sison	0.002	0.003	0.002	0.002	0.002
Univariate	0.000	0.000	0.000	0.000	0.000
Binomial					

Coverage proportions for 95% simultaneous confidence intervals for data generated using the Contaminated Additive Benford distribution ($\alpha = 0.02$) with digits 75 to 79

<i>Contaminated Additive Distribution</i> ($\alpha = 0.02$)	n =2000 (95% CI)				
	75	76	77	78	79
Quesenberry	0.311	0.270	0.278	0.285	0.249
Goodman	0.000	0.000	0.000	0.000	0.000
Bailey	0.000	0.000	0.000	0.000	0.000
Angular					
Bailey Square	0.000	0.000	0.000	0.000	0.000
Fitzpatrick	0.915	0.916	0.921	0.924	0.928
Sison	0.002	0.002	0.003	0.003	0.002
Univariate	0.000	0.000	0.000	0.000	0.000
Binomial					

Coverage proportions for 95% simultaneous confidence intervals for data generated using the Contaminated Additive Benford distribution ($\alpha = 0.02$) with digits 80 to 84

<i>Contaminated Additive Distribution</i> ($\alpha = 0.02$)	n =2000 (95% CI)				
	80	81	82	83	84
Quesenberry	0.254	0.261	0.217	0.222	0.225
Goodman	0.000	0.000	0.000	0.000	0.000
Bailey	0.000	0.000	0.000	0.000	0.000
Angular					
Bailey Square	0.000	0.000	0.000	0.000	0.000
Fitzpatrick	0.908	0.911	0.914	0.917	0.923
Sison	0.002	0.002	0.002	0.002	0.002
Univariate	0.000	0.000	0.000	0.000	0.000
Binomial					

Coverage proportions for 95% simultaneous confidence intervals for data generated using the Contaminated Additive Benford distribution ($\alpha = 0.02$) with digits 85 to 89

<i>Contaminated Additive Distribution ($\alpha = 0.02$)</i>	n =2000 (95% CI)				
	85	86	87	88	89
Quesenberry	0.193	0.198	0.201	0.205	0.164
Goodman	0.000	0.000	0.000	0.000	0.000
Bailey	0.000	0.000	0.000	0.000	0.000
Angular					
Bailey Square	0.000	0.000	0.000	0.000	0.000
Fitzpatrick	0.926	0.926	0.928	0.932	0.910
Sison	0.002	0.002	0.001	0.001	0.001
Univariate	0.000	0.000	0.000	0.000	0.000
Binomial					

Coverage proportions for 95% simultaneous confidence intervals for data generated using the Contaminated Additive Benford distribution ($\alpha = 0.02$) with digits 90 to 94

<i>Contaminated Additive Distribution ($\alpha = 0.02$)</i>	n =2000 (95% CI)				
	90	91	92	93	94
Quesenberry	0.166	0.169	0.138	0.142	0.114
Goodman	0.000	0.000	0.000	0.000	0.000
Bailey	0.000	0.000	0.000	0.000	0.000
Angular					
Bailey Square	0.000	0.000	0.000	0.000	0.000
Fitzpatrick	0.910	0.912	0.915	0.917	0.923
Sison	0.001	0.002	0.002	0.002	0.002
Univariate	0.000	0.000	0.000	0.000	0.000
Binomial					

Coverage proportions for 95% simultaneous confidence intervals for data generated using the Contaminated Additive Benford distribution ($\alpha = 0.02$) with digits 95 to 99

<i>Contaminated Additive Distribution ($\alpha = 0.02$)</i>	n =2000 (95% CI)				
	95	96	97	98	99
Quesenberry	0.116	0.118	0.121	0.125	0.099
Goodman	0.000	0.000	0.000	0.000	0.000
Bailey	0.000	0.000	0.000	0.000	0.000
Angular					
Bailey Square	0.000	0.000	0.000	0.000	0.000
Fitzpatrick	0.925	0.928	0.929	0.931	0.919
Sison	0.002	0.002	0.002	0.002	0.002
Univariate	0.000	0.000	0.000	0.000	0.000
Binomial					

Coverage proportions for 95% simultaneous confidence intervals for data generated using the Contaminated Additive Benford distribution ($\alpha = 0.06$) with digits 15 to 99, n=1000

Coverage proportions for 95% simultaneous confidence intervals for data generated using the Contaminated Additive Benford distribution ($\alpha = 0.06$) with digits 15 to 19

<i>Contaminated Additive Distribution ($\alpha = 0.06$)</i>	n =1000 (95% CI)				
	15	16	17	18	19
Quesenberry	0.303	0.219	0.166	0.154	0.106
Goodman	0.000	0.000	0.000	0.000	0.000
Bailey	0.000	0.000	0.000	0.000	0.000
Angular					
Bailey Square	0.000	0.000	0.000	0.000	0.000
Fitzpatrick	0.002	0.001	0.001	0.001	0.002
Sison	0.000	0.000	0.000	0.000	0.000
Univariate	0.000	0.000	0.000	0.000	0.000
Binomial					

Coverage proportions for 95% simultaneous confidence intervals for data generated using the Contaminated Additive Benford distribution ($\alpha = 0.06$) with digits 20 to 24

<i>Contaminated Additive Distribution ($\alpha = 0.06$)</i>	n =1000 (95% CI)				
	20	21	22	23	24
Quesenberry	0.088	0.068	0.051	0.038	0.029
Goodman	0.000	0.000	0.000	0.000	0.000
Bailey	0.000	0.000	0.000	0.000	0.000
Angular					
Bailey Square	0.000	0.000	0.000	0.000	0.000
Fitzpatrick	0.001	0.001	0.001	0.000	0.001
Sison	0.000	0.000	0.000	0.000	0.000
Univariate	0.000	0.000	0.000	0.000	0.000
Binomial					

Coverage proportions for 95% simultaneous confidence intervals for data generated using the Contaminated Additive Benford distribution ($\alpha = 0.06$) with digits 25 to 29

<i>Contaminated Additive Distribution ($\alpha = 0.06$)</i>	n =1000 (95% CI)				
	25	26	27	28	29
Quesenberry	0.024	0.016	0.013	0.009	0.009
Goodman	0.000	0.000	0.000	0.000	0.000
Bailey	0.000	0.000	0.000	0.000	0.000
Angular					
Bailey Square	0.000	0.000	0.000	0.000	0.000
Fitzpatrick	0.002	0.001	0.001	0.000	0.000
Sison	0.000	0.000	0.000	0.000	0.000
Univariate	0.000	0.000	0.000	0.000	0.000
Binomial					

Coverage proportions for 95% simultaneous confidence intervals for data generated using the Contaminated Additive Benford distribution ($\alpha = 0.06$) with digits 30 to 34

<i>Contaminated Additive Distribution ($\alpha = 0.06$)</i>	n =1000 (95% CI)				
	30	31	32	33	34
Quesenberry	0.004	0.004	0.004	0.002	0.002
Goodman	0.000	0.000	0.000	0.000	0.000
Bailey	0.000	0.000	0.000	0.000	0.000
Angular					
Bailey Square	0.000	0.000	0.000	0.000	0.000
Fitzpatrick	0.000	0.000	0.000	0.000	0.000
Sison	0.000	0.000	0.000	0.000	0.000
Univariate	0.000	0.000	0.000	0.000	0.000
Binomial					

Coverage proportions for 95% simultaneous confidence intervals for data generated using the Contaminated Additive Benford distribution ($\alpha = 0.06$) with digits 35 to 39

<i>Contaminated Additive Distribution ($\alpha = 0.06$)</i>	n =1000 (95% CI)				
	35	36	37	38	39
Quesenberry	0.002	0.001	0.001	0.000	0.000
Goodman	0.000	0.000	0.000	0.000	0.000
Bailey	0.000	0.000	0.000	0.000	0.000
Angular					
Bailey Square	0.000	0.000	0.000	0.000	0.000
Fitzpatrick	0.000	0.001	0.000	0.000	0.000
Sison	0.000	0.000	0.000	0.000	0.000
Univariate	0.000	0.000	0.000	0.000	0.000
Binomial					

Coverage proportions for 95% simultaneous confidence intervals for data generated using the Contaminated Additive Benford distribution ($\alpha = 0.06$) with digits 40 to 44

<i>Contaminated Additive Distribution ($\alpha = 0.06$)</i>	n =1000 (95% CI)				
	40	41	42	43	44
Quesenberry	0.000	0.000	0.000	0.000	0.000
Goodman	0.000	0.000	0.000	0.000	0.000
Bailey	0.000	0.000	0.000	0.000	0.000
Angular					
Bailey Square	0.000	0.000	0.000	0.000	0.000
Fitzpatrick	0.000	0.000	0.000	0.000	0.001
Sison	0.000	0.000	0.000	0.000	0.000
Univariate	0.000	0.000	0.000	0.000	0.000
Binomial					

Coverage proportions for 95% simultaneous confidence intervals for data generated using the Contaminated Additive Benford distribution ($\alpha = 0.06$) with digits 45 to 49

<i>Contaminated Additive Distribution ($\alpha = 0.06$)</i>	n =1000 (95% CI)				
	45	46	47	48	49
Quesenberry	0.000	0.000	0.000	0.000	0.000
Goodman	0.000	0.000	0.000	0.000	0.000
Bailey	0.000	0.000	0.000	0.000	0.000
Angular					
Bailey Square	0.000	0.000	0.000	0.000	0.000
Fitzpatrick	0.000	0.000	0.000	0.000	0.001
Sison	0.000	0.000	0.000	0.000	0.000
Univariate	0.000	0.000	0.000	0.000	0.000
Binomial					

Coverage proportions for 95% simultaneous confidence intervals for data generated using the Contaminated Additive Benford distribution ($\alpha = 0.06$) with digits 50 to 54

<i>Contaminated Additive Distribution ($\alpha = 0.06$)</i>	n =1000 (95% CI)				
	50	51	52	53	54
Quesenberry	0.000	0.000	0.000	0.000	0.000
Goodman	0.000	0.000	0.000	0.000	0.000
Bailey	0.000	0.000	0.000	0.000	0.000
Angular					
Bailey Square	0.000	0.000	0.000	0.000	0.000
Fitzpatrick	0.001	0.001	0.001	0.000	0.001
Sison	0.000	0.000	0.000	0.000	0.000
Univariate	0.000	0.000	0.000	0.000	0.000
Binomial					

Coverage proportions for 95% simultaneous confidence intervals for data generated using the Contaminated Additive Benford distribution ($\alpha = 0.06$) with digits 55 to 59

<i>Contaminated Additive Distribution ($\alpha = 0.06$)</i>	n =1000 (95% CI)				
	55	56	57	58	59
Quesenberry	0.000	0.000	0.000	0.000	0.000
Goodman	0.000	0.000	0.000	0.000	0.000
Bailey	0.000	0.000	0.000	0.000	0.000
Angular					
Bailey Square	0.000	0.000	0.000	0.000	0.000
Fitzpatrick	0.001	0.001	0.001	0.001	0.001
Sison	0.000	0.000	0.000	0.000	0.000
Univariate	0.000	0.000	0.000	0.000	0.000
Binomial					

Coverage proportions for 95% simultaneous confidence intervals for data generated using the Contaminated Additive Benford distribution ($\alpha = 0.06$) with digits 60 to 64

<i>Contaminated Additive Distribution ($\alpha = 0.06$)</i>	n =1000 (95% CI)				
	60	61	62	63	64
Quesenberry	0.000	0.000	0.000	0.000	0.000
Goodman	0.000	0.000	0.000	0.000	0.000
Bailey	0.000	0.000	0.000	0.000	0.000
Angular					
Bailey Square	0.000	0.000	0.000	0.000	0.000
Fitzpatrick	0.001	0.001	0.001	0.001	0.001
Sison	0.000	0.000	0.000	0.000	0.000
Univariate	0.000	0.000	0.000	0.000	0.000
Binomial					

Coverage proportions for 95% simultaneous confidence intervals for data generated using the Contaminated Additive Benford distribution ($\alpha = 0.06$) with digits 65 to 69

<i>Contaminated Additive Distribution ($\alpha = 0.06$)</i>	n =1000 (95% CI)				
	65	66	67	68	69
Quesenberry	0.000	0.000	0.000	0.000	0.000
Goodman	0.000	0.000	0.000	0.000	0.000
Bailey	0.000	0.000	0.000	0.000	0.000
Angular					
Bailey Square	0.000	0.000	0.000	0.000	0.000
Fitzpatrick	0.001	0.000	0.000	0.000	0.000
Sison	0.000	0.000	0.000	0.000	0.000
Univariate	0.000	0.000	0.000	0.000	0.000
Binomial					

Coverage proportions for 95% simultaneous confidence intervals for data generated using the Contaminated Additive Benford distribution ($\alpha = 0.06$) with digits 70 to 74

<i>Contaminated Additive Distribution ($\alpha = 0.06$)</i>	n =1000 (95% CI)				
	70	71	72	73	74
Quesenberry	0.000	0.000	0.000	0.000	0.000
Goodman	0.000	0.000	0.000	0.000	0.000
Bailey	0.000	0.000	0.000	0.000	0.000
Angular					
Bailey Square	0.000	0.000	0.000	0.000	0.000
Fitzpatrick	0.000	0.000	0.000	0.000	0.001
Sison	0.000	0.000	0.000	0.000	0.000
Univariate	0.000	0.000	0.000	0.000	0.000
Binomial					

Coverage proportions for 95% simultaneous confidence intervals for data generated using the Contaminated Additive Benford distribution ($\alpha = 0.06$) with digits 75 to 79

<i>Contaminated Additive Distribution</i> ($\alpha = 0.06$)	n =1000 (95% CI)				
	75	76	77	78	79
Quesenberry	0.000	0.000	0.000	0.000	0.000
Goodman	0.000	0.000	0.000	0.000	0.000
Bailey	0.000	0.000	0.000	0.000	0.000
Angular					
Bailey Square	0.000	0.000	0.000	0.000	0.000
Fitzpatrick	0.001	0.001	0.001	0.000	0.000
Sison	0.000	0.000	0.000	0.000	0.000
Univariate	0.000	0.000	0.000	0.000	0.000
Binomial					

Coverage proportions for 95% simultaneous confidence intervals for data generated using the Contaminated Additive Benford distribution ($\alpha = 0.06$) with digits 80 to 84

<i>Contaminated Additive Distribution</i> ($\alpha = 0.06$)	n =1000 (95% CI)				
	80	81	82	83	84
Quesenberry	0.000	0.000	0.000	0.000	0.000
Goodman	0.000	0.000	0.000	0.000	0.000
Bailey	0.000	0.000	0.000	0.000	0.000
Angular					
Bailey Square	0.000	0.000	0.000	0.000	0.000
Fitzpatrick	0.000	0.000	0.000	0.000	0.000
Sison	0.000	0.000	0.000	0.000	0.000
Univariate	0.000	0.000	0.000	0.000	0.000
Binomial					

Coverage proportions for 95% simultaneous confidence intervals for data generated using the Contaminated Additive Benford distribution ($\alpha = 0.06$) with digits 85 to 89

<i>Contaminated Additive Distribution</i> ($\alpha = 0.06$)	n =1000 (95% CI)				
	85	86	87	88	89
Quesenberry	0.000	0.000	0.000	0.000	0.000
Goodman	0.000	0.000	0.000	0.000	0.000
Bailey	0.000	0.000	0.000	0.000	0.000
Angular					
Bailey Square	0.000	0.000	0.000	0.000	0.000
Fitzpatrick	0.000	0.000	0.000	0.000	0.000
Sison	0.000	0.000	0.000	0.000	0.000
Univariate	0.000	0.000	0.000	0.000	0.000
Binomial					

Coverage proportions for 95% simultaneous confidence intervals for data generated using the Contaminated Additive Benford distribution ($\alpha = 0.06$) with digits 90 to 94

<i>Contaminated Additive Distribution</i> ($\alpha = 0.06$)	n =1000 (95% CI)				
	90	91	92	93	94
Quesenberry	0.000	0.000	0.000	0.000	0.000
Goodman	0.000	0.000	0.000	0.000	0.000
Bailey	0.000	0.000	0.000	0.000	0.000
Angular					
Bailey Square	0.000	0.000	0.000	0.000	0.000
Fitzpatrick	0.000	0.000	0.000	0.000	0.000
Sison	0.000	0.000	0.000	0.000	0.000
Univariate	0.000	0.000	0.000	0.000	0.000
Binomial					

Coverage proportions for 95% simultaneous confidence intervals for data generated using the Contaminated Additive Benford distribution ($\alpha = 0.06$) with digits 95 to 99

<i>Contaminated Additive Distribution ($\alpha = 0.06$)</i>	n =1000 (95% CI)				
	95	96	97	98	99
Quesenberry	0.000	0.000	0.000	0.000	0.000
Goodman	0.000	0.000	0.000	0.000	0.000
Bailey	0.000	0.000	0.000	0.000	0.000
Angular					
Bailey Square	0.000	0.000	0.000	0.000	0.000
Fitzpatrick	0.000	0.000	0.000	0.000	0.000
Sison	0.000	0.000	0.000	0.000	0.000
Univariate	0.000	0.000	0.000	0.000	0.000
Binomial					

Coverage proportions for 95% simultaneous confidence intervals for data generated using the Contaminated Additive Benford distribution ($\alpha = 0.06$) with digits 15 to 99, n=2000

Coverage proportions for 95% simultaneous confidence intervals for data generated using the Contaminated Additive Benford distribution ($\alpha = 0.06$) with digits 15 to 19

<i>Contaminated Additive Distribution ($\alpha = 0.06$)</i>	n =2000 (95% CI)				
	15	16	17	18	19
Quesenberry	0.000	0.000	0.000	0.000	0.000
Goodman	0.000	0.000	0.000	0.000	0.000
Bailey	0.000	0.000	0.000	0.000	0.000
Angular					
Bailey Square	0.000	0.000	0.000	0.000	0.000
Fitzpatrick	0.000	0.000	0.000	0.000	0.000
Sison	0.000	0.000	0.000	0.000	0.000
Univariate	0.000	0.000	0.000	0.000	0.000
Binomial					

Coverage proportions for 95% simultaneous confidence intervals for data generated using the Contaminated Additive Benford distribution ($\alpha = 0.06$) with digits 20 to 24

<i>Contaminated Additive Distribution ($\alpha = 0.06$)</i>	n =2000 (95% CI)				
	20	21	22	23	24
Quesenberry	0.000	0.000	0.000	0.000	0.000
Goodman	0.000	0.000	0.000	0.000	0.000
Bailey	0.000	0.000	0.000	0.000	0.000
Angular					
Bailey Square	0.000	0.000	0.000	0.000	0.000
Fitzpatrick	0.000	0.000	0.000	0.000	0.000
Sison	0.000	0.000	0.000	0.000	0.000
Univariate	0.000	0.000	0.000	0.000	0.000
Binomial					

Coverage proportions for 95% simultaneous confidence intervals for data generated using the Contaminated Additive Benford distribution ($\alpha = 0.06$) with digits 25 to 29

<i>Contaminated Additive Distribution ($\alpha = 0.06$)</i>	n =2000 (95% CI)				
	25	26	27	28	29
Quesenberry	0.000	0.000	0.000	0.000	0.000
Goodman	0.000	0.000	0.000	0.000	0.000
Bailey	0.000	0.000	0.000	0.000	0.000
Angular					
Bailey Square	0.000	0.000	0.000	0.000	0.000
Fitzpatrick	0.000	0.000	0.000	0.000	0.000
Sison	0.000	0.000	0.000	0.000	0.000
Univariate	0.000	0.000	0.000	0.000	0.000
Binomial					

Coverage proportions for 95% simultaneous confidence intervals for data generated using the Contaminated Additive Benford distribution ($\alpha = 0.06$) with digits 30 to 34

<i>Contaminated Additive Distribution ($\alpha = 0.06$)</i>	n =2000 (95% CI)				
	30	31	32	33	34
Quesenberry	0.000	0.000	0.000	0.000	0.000
Goodman	0.000	0.000	0.000	0.000	0.000
Bailey	0.000	0.000	0.000	0.000	0.000
Angular					
Bailey Square	0.000	0.000	0.000	0.000	0.000
Fitzpatrick	0.000	0.000	0.000	0.000	0.000
Sison	0.000	0.000	0.000	0.000	0.000
Univariate	0.000	0.000	0.000	0.000	0.000
Binomial					

Coverage proportions for 95% simultaneous confidence intervals for data generated using the Contaminated Additive Benford distribution ($\alpha = 0.06$) with digits 35 to 39

<i>Contaminated Additive Distribution ($\alpha = 0.06$)</i>	n =2000 (95% CI)				
	35	36	37	38	39
Quesenberry	0.000	0.000	0.000	0.000	0.000
Goodman	0.000	0.000	0.000	0.000	0.000
Bailey	0.000	0.000	0.000	0.000	0.000
Angular					
Bailey Square	0.000	0.000	0.000	0.000	0.000
Fitzpatrick	0.000	0.000	0.000	0.000	0.000
Sison	0.000	0.000	0.000	0.000	0.000
Univariate	0.000	0.000	0.000	0.000	0.000
Binomial					

Coverage proportions for 95% simultaneous confidence intervals for data generated using the Contaminated Additive Benford distribution ($\alpha = 0.06$) with digits 40 to 44

<i>Contaminated Additive Distribution ($\alpha = 0.06$)</i>	n =2000 (95% CI)				
	40	41	42	43	44
Quesenberry	0.000	0.000	0.000	0.000	0.000
Goodman	0.000	0.000	0.000	0.000	0.000
Bailey	0.000	0.000	0.000	0.000	0.000
Angular					
Bailey Square	0.000	0.000	0.000	0.000	0.000
Fitzpatrick	0.000	0.000	0.000	0.000	0.000
Sison	0.000	0.000	0.000	0.000	0.000
Univariate	0.000	0.000	0.000	0.000	0.000
Binomial					

Coverage proportions for 95% simultaneous confidence intervals for data generated using the Contaminated Additive Benford distribution ($\alpha = 0.06$) with digits 45 to 49

<i>Contaminated Additive Distribution ($\alpha = 0.06$)</i>	n =2000 (95% CI)				
	45	46	47	48	49
Quesenberry	0.000	0.000	0.000	0.000	0.000
Goodman	0.000	0.000	0.000	0.000	0.000
Bailey	0.000	0.000	0.000	0.000	0.000
Angular					
Bailey Square	0.000	0.000	0.000	0.000	0.000
Fitzpatrick	0.000	0.000	0.000	0.000	0.000
Sison	0.000	0.000	0.000	0.000	0.000
Univariate	0.000	0.000	0.000	0.000	0.000
Binomial					

Coverage proportions for 95% simultaneous confidence intervals for data generated using the Contaminated Additive Benford distribution ($\alpha = 0.06$) with digits 50 to 54

<i>Contaminated Additive Distribution ($\alpha = 0.06$)</i>	n =2000 (95% CI)				
	50	51	52	53	54
Quesenberry	0.000	0.000	0.000	0.000	0.000
Goodman	0.000	0.000	0.000	0.000	0.000
Bailey	0.000	0.000	0.000	0.000	0.000
Angular					
Bailey Square	0.000	0.000	0.000	0.000	0.000
Fitzpatrick	0.000	0.000	0.000	0.000	0.000
Sison	0.000	0.000	0.000	0.000	0.000
Univariate	0.000	0.000	0.000	0.000	0.000
Binomial					

Coverage proportions for 95% simultaneous confidence intervals for data generated using the Contaminated Additive Benford distribution ($\alpha = 0.06$) with digits 55 to 59

<i>Contaminated Additive Distribution ($\alpha = 0.06$)</i>	n =2000 (95% CI)				
	55	56	57	58	59
Quesenberry	0.000	0.000	0.000	0.000	0.000
Goodman	0.000	0.000	0.000	0.000	0.000
Bailey	0.000	0.000	0.000	0.000	0.000
Angular					
Bailey Square	0.000	0.000	0.000	0.000	0.000
Fitzpatrick	0.000	0.000	0.000	0.000	0.000
Sison	0.000	0.000	0.000	0.000	0.000
Univariate	0.000	0.000	0.000	0.000	0.000
Binomial					

Coverage proportions for 95% simultaneous confidence intervals for data generated using the Contaminated Additive Benford distribution ($\alpha = 0.06$) with digits 60 to 64

<i>Contaminated Additive Distribution ($\alpha = 0.06$)</i>	n =2000 (95% CI)				
	60	61	62	63	64
Quesenberry	0.000	0.000	0.000	0.000	0.000
Goodman	0.000	0.000	0.000	0.000	0.000
Bailey	0.000	0.000	0.000	0.000	0.000
Angular					
Bailey Square	0.000	0.000	0.000	0.000	0.000
Fitzpatrick	0.000	0.000	0.000	0.000	0.000
Sison	0.000	0.000	0.000	0.000	0.000
Univariate	0.000	0.000	0.000	0.000	0.000
Binomial					

Coverage proportions for 95% simultaneous confidence intervals for data generated using the Contaminated Additive Benford distribution ($\alpha = 0.06$) with digits 65 to 69

<i>Contaminated Additive Distribution ($\alpha = 0.06$)</i>	n =2000 (95% CI)				
	65	66	67	68	69
Quesenberry	0.000	0.000	0.000	0.000	0.000
Goodman	0.000	0.000	0.000	0.000	0.000
Bailey	0.000	0.000	0.000	0.000	0.000
Angular					
Bailey Square	0.000	0.000	0.000	0.000	0.000
Fitzpatrick	0.000	0.000	0.000	0.000	0.000
Sison	0.000	0.000	0.000	0.000	0.000
Univariate	0.000	0.000	0.000	0.000	0.000
Binomial					

Coverage proportions for 95% simultaneous confidence intervals for data generated using the Contaminated Additive Benford distribution ($\alpha = 0.06$) with digits 70 to 74

<i>Contaminated Additive Distribution ($\alpha = 0.06$)</i>	n =2000 (95% CI)				
	70	71	72	73	74
Quesenberry	0.000	0.000	0.000	0.000	0.000
Goodman	0.000	0.000	0.000	0.000	0.000
Bailey	0.000	0.000	0.000	0.000	0.000
Angular					
Bailey Square	0.000	0.000	0.000	0.000	0.000
Fitzpatrick	0.000	0.000	0.000	0.000	0.000
Sison	0.000	0.000	0.000	0.000	0.000
Univariate	0.000	0.000	0.000	0.000	0.000
Binomial					

Coverage proportions for 95% simultaneous confidence intervals for data generated using the Contaminated Additive Benford distribution ($\alpha = 0.06$) with digits 75 to 79

<i>Contaminated Additive Distribution ($\alpha = 0.06$)</i>	n =2000 (95% CI)				
	75	76	77	78	79
Quesenberry	0.000	0.000	0.000	0.000	0.000
Goodman	0.000	0.000	0.000	0.000	0.000
Bailey	0.000	0.000	0.000	0.000	0.000
Angular					
Bailey Square	0.000	0.000	0.000	0.000	0.000
Fitzpatrick	0.000	0.000	0.000	0.000	0.000
Sison	0.000	0.000	0.000	0.000	0.000
Univariate	0.000	0.000	0.000	0.000	0.000
Binomial					

Coverage proportions for 95% simultaneous confidence intervals for data generated using the Contaminated Additive Benford distribution ($\alpha = 0.06$) with digits 80 to 84

<i>Contaminated Additive Distribution ($\alpha = 0.06$)</i>	n =2000 (95% CI)				
	80	81	82	83	84
Quesenberry	0.000	0.000	0.000	0.000	0.000
Goodman	0.000	0.000	0.000	0.000	0.000
Bailey	0.000	0.000	0.000	0.000	0.000
Angular					
Bailey Square	0.000	0.000	0.000	0.000	0.000
Fitzpatrick	0.000	0.000	0.000	0.000	0.000
Sison	0.000	0.000	0.000	0.000	0.000
Univariate	0.000	0.000	0.000	0.000	0.000
Binomial					

Coverage proportions for 95% simultaneous confidence intervals for data generated using the Contaminated Additive Benford distribution ($\alpha = 0.06$) with digits 85 to 89

<i>Contaminated Additive Distribution ($\alpha = 0.06$)</i>	n =2000 (95% CI)				
	85	86	87	88	89
Quesenberry	0.000	0.000	0.000	0.000	0.000
Goodman	0.000	0.000	0.000	0.000	0.000
Bailey	0.000	0.000	0.000	0.000	0.000
Angular					
Bailey Square	0.000	0.000	0.000	0.000	0.000
Fitzpatrick	0.000	0.000	0.000	0.000	0.000
Sison	0.000	0.000	0.000	0.000	0.000
Univariate	0.000	0.000	0.000	0.000	0.000
Binomial					

Coverage proportions for 95% simultaneous confidence intervals for data generated using the Contaminated Additive Benford distribution ($\alpha = 0.06$) with digits 90 to 94

<i>Contaminated Additive Distribution ($\alpha = 0.06$)</i>	n =2000 (95% CI)				
	90	91	92	93	94
Quesenberry	0.000	0.000	0.000	0.000	0.000
Goodman	0.000	0.000	0.000	0.000	0.000
Bailey	0.000	0.000	0.000	0.000	0.000
Angular					
Bailey Square	0.000	0.000	0.000	0.000	0.000
Fitzpatrick	0.000	0.000	0.000	0.000	0.000
Sison	0.000	0.000	0.000	0.000	0.000
Univariate	0.000	0.000	0.000	0.000	0.000
Binomial					

Coverage proportions for 95% simultaneous confidence intervals for data generated using the Contaminated Additive Benford distribution ($\alpha = 0.06$) with digits 95 to 99

<i>Contaminated Additive Distribution ($\alpha = 0.06$)</i>	n =2000 (95% CI)				
	95	96	97	98	99
Quesenberry	0.000	0.000	0.000	0.000	0.000
Goodman	0.000	0.000	0.000	0.000	0.000
Bailey	0.000	0.000	0.000	0.000	0.000
Angular					
Bailey Square	0.000	0.000	0.000	0.000	0.000
Fitzpatrick	0.000	0.000	0.000	0.000	0.000
Sison	0.000	0.000	0.000	0.000	0.000
Univariate	0.000	0.000	0.000	0.000	0.000
Binomial					

Coverage proportions for 95% simultaneous confidence intervals for data generated using the Contaminated Multiplicative Benford distribution ($\alpha = 1.2$) with digits 15 to 99, n=1000

Coverage proportions for 95% simultaneous confidence intervals for data generated using the Contaminated Multiplicative Benford distribution ($\alpha = 1.2$) with digits 15 to 19

<i>Contaminated Multiplicative Distribution ($\alpha = 1.2$)</i>	n =1000 (95% CI)				
	15	16	17	18	19
Quesenberry	1.000	1.000	1.000	1.000	1.000
Goodman	0.886	0.879	0.880	0.875	0.884
Bailey	0.919	0.924	0.918	0.912	0.915
Angular					
Bailey Square	0.917	0.922	0.916	0.909	0.911
Fitzpatrick	1.000	1.000	1.000	1.000	1.000
Sison	0.906	0.911	0.909	0.918	0.935
Univariate	0.001	0.001	0.000	0.000	0.000
Binomial					

Coverage proportions for 95% simultaneous confidence intervals for data generated using the Contaminated Multiplicative Benford distribution ($\alpha = 1.2$) with digits 20 to 24

<i>Contaminated Multiplicative Distribution ($\alpha = 1.2$)</i>	n =1000 (95% CI)				
	20	21	22	23	24
Quesenberry	1.000	1.000	1.000	1.000	1.000
Goodman	0.879	0.888	0.878	0.887	0.887
Bailey	0.915	0.913	0.911	0.913	0.915
Angular					
Bailey Square	0.911	0.909	0.907	0.909	0.912
Fitzpatrick	1.000	1.000	1.000	1.000	1.000
Sison	0.931	0.939	0.931	0.940	0.939
Univariate	0.001	0.000	0.000	0.000	0.000
Binomial					

Coverage proportions for 95% simultaneous confidence intervals for data generated using the Contaminated Multiplicative Benford distribution ($\alpha = 1.2$) with digits 25 to 29

<i>Contaminated Multiplicative Distribution ($\alpha = 1.2$)</i>	n =1000 (95% CI)				
	25	26	27	28	29
Quesenberry	1.000	1.000	1.000	1.000	1.000
Goodman	0.878	0.883	0.882	0.886	0.884
Bailey	0.917	0.920	0.921	0.924	0.924
Angular					
Bailey Square	0.914	0.917	0.919	0.922	0.922
Fitzpatrick	1.000	1.000	1.000	1.000	1.000
Sison	0.937	0.939	0.938	0.941	0.942
Univariate	0.000	0.002	0.001	0.002	0.001
Binomial					

Coverage proportions for 95% simultaneous confidence intervals for data generated using the Contaminated Multiplicative Benford distribution ($\alpha = 1.2$) with digits 30 to 34

<i>Contaminated Multiplicative Distribution ($\alpha = 1.2$)</i>	n =1000 (95% CI)				
	30	31	32	33	34
Quesenberry	1.000	1.000	1.000	1.000	1.000
Goodman	0.888	0.882	0.885	0.886	0.884
Bailey	0.924	0.925	0.926	0.926	0.929
Angular					
Bailey Square	0.922	0.924	0.925	0.925	0.928
Fitzpatrick	1.000	1.000	1.000	1.000	1.000
Sison	0.942	0.943	0.944	0.942	0.946
Univariate	0.001	0.001	0.000	0.001	0.001
Binomial					

Coverage proportions for 95% simultaneous confidence intervals for data generated using the Contaminated Multiplicative Benford distribution ($\alpha = 1.2$) with digits 35 to 39

<i>Contaminated Multiplicative Distribution ($\alpha = 1.2$)</i>	n =1000 (95% CI)				
	35	36	37	38	39
Quesenberry	1.000	1.000	1.000	1.000	1.000
Goodman	0.889	0.894	0.896	0.886	0.891
Bailey	0.930	0.931	0.931	0.927	0.929
Angular					
Bailey Square	0.928	0.929	0.929	0.925	0.927
Fitzpatrick	1.000	1.000	1.000	1.000	1.000
Sison	0.950	0.950	0.950	0.950	0.949
Univariate	0.001	0.001	0.001	0.000	0.001
Binomial					

Coverage proportions for 95% simultaneous confidence intervals for data generated using the Contaminated Multiplicative Benford distribution ($\alpha = 1.2$) with digits 40 to 44

<i>Contaminated Multiplicative Distribution ($\alpha = 1.2$)</i>	n =1000 (95% CI)				
	40	41	42	43	44
Quesenberry	1.000	1.000	1.000	1.000	1.000
Goodman	0.894	0.887	0.889	0.892	0.891
Bailey	0.926	0.927	0.924	0.927	0.932
Angular					
Bailey Square	0.924	0.925	0.922	0.925	0.930
Fitzpatrick	1.000	1.000	1.000	1.000	1.000
Sison	0.950	0.953	0.953	0.953	0.954
Univariate	0.001	0.001	0.000	0.000	0.001
Binomial					

Coverage proportions for 95% simultaneous confidence intervals for data generated using the Contaminated Multiplicative Benford distribution ($\alpha = 1.2$) with digits 45 to 49

<i>Contaminated Multiplicative Distribution ($\alpha = 1.2$)</i>	n =1000 (95% CI)				
	45	46	47	48	49
Quesenberry	1.000	1.000	1.000	1.000	1.000
Goodman	0.894	0.888	0.888	0.889	0.889
Bailey	0.930	0.930	0.930	0.932	0.933
Angular					
Bailey Square	0.928	0.928	0.928	0.930	0.931
Fitzpatrick	1.000	1.000	1.000	1.000	1.000
Sison	0.954	0.954	0.954	0.953	0.953
Univariate	0.000	0.000	0.000	0.000	0.000
Binomial					

Coverage proportions for 95% simultaneous confidence intervals for data generated using the Contaminated Multiplicative Benford distribution ($\alpha = 1.2$) with digits 50 to 54

<i>Contaminated Multiplicative Distribution ($\alpha = 1.2$)</i>	n =1000 (95% CI)				
	50	51	52	53	54
Quesenberry	1.000	1.000	1.000	1.000	1.000
Goodman	0.886	0.882	0.883	0.874	0.877
Bailey	0.931	0.930	0.930	0.928	0.928
Angular					
Bailey Square	0.929	0.930	0.928	0.927	0.926
Fitzpatrick	1.000	1.000	1.000	1.000	1.000
Sison	0.954	0.954	0.953	0.953	0.953
Univariate	0.000	0.000	0.000	0.000	0.000
Binomial					

Coverage proportions for 95% simultaneous confidence intervals for data generated using the Contaminated Multiplicative Benford distribution ($\alpha = 1.2$) with digits 55 to 59

<i>Contaminated Multiplicative Distribution ($\alpha = 1.2$)</i>	n =1000 (95% CI)				
	55	56	57	58	59
Quesenberry	1.000	1.000	1.000	1.000	1.000
Goodman	0.883	0.882	0.887	0.891	0.889
Bailey	0.931	0.926	0.929	0.931	0.929
Angular					
Bailey Square	0.929	0.925	0.928	0.929	0.927
Fitzpatrick	1.000	1.000	1.000	1.000	1.000
Sison	0.953	0.953	0.953	0.953	0.953
Univariate	0.000	0.000	0.000	0.000	0.000
Binomial					

Coverage proportions for 95% simultaneous confidence intervals for data generated using the Contaminated Multiplicative Benford distribution ($\alpha = 1.2$) with digits 60 to 64

<i>Contaminated Multiplicative Distribution ($\alpha = 1.2$)</i>	n =1000 (95% CI)				
	60	61	62	63	64
Quesenberry	1.000	1.000	1.000	1.000	1.000
Goodman	0.891	0.894	0.895	0.891	0.895
Bailey	0.929	0.933	0.932	0.933	0.930
Angular					
Bailey Square	0.927	0.931	0.930	0.931	0.928
Fitzpatrick	1.000	1.000	1.000	1.000	1.000
Sison	0.952	0.952	0.952	0.952	0.952
Univariate	0.000	0.000	0.000	0.000	0.000
Binomial					

Coverage proportions for 95% simultaneous confidence intervals for data generated using the Contaminated Multiplicative Benford distribution ($\alpha = 1.2$) with digits 65 to 69

<i>Contaminated Multiplicative Distribution ($\alpha = 1.2$)</i>	n =1000 (95% CI)				
	65	66	67	68	69
Quesenberry	1.000	1.000	1.000	1.000	1.000
Goodman	0.897	0.898	0.897	0.899	0.895
Bailey	0.930	0.925	0.927	0.929	0.930
Angular					
Bailey Square	0.928	0.923	0.925	0.927	0.928
Fitzpatrick	1.000	1.000	1.000	1.000	1.000
Sison	0.952	0.952	0.952	0.952	0.951
Univariate	0.000	0.000	0.000	0.000	0.000
Binomial					

Coverage proportions for 95% simultaneous confidence intervals for data generated using the Contaminated Multiplicative Benford distribution ($\alpha = 1.2$) with digits 70 to 74

<i>Contaminated Multiplicative Distribution ($\alpha = 1.2$)</i>	n =1000 (95% CI)				
	70	71	72	73	74
Quesenberry	1.000	1.000	1.000	1.000	1.000
Goodman	0.896	0.899	0.902	0.896	0.900
Bailey	0.929	0.928	0.930	0.932	0.934
Angular					
Bailey Square	0.927	0.926	0.928	0.930	0.932
Fitzpatrick	1.000	1.000	1.000	1.000	1.000
Sison	0.951	0.951	0.951	0.951	0.951
Univariate	0.000	0.000	0.000	0.000	0.000
Binomial					

Coverage proportions for 95% simultaneous confidence intervals for data generated using the Contaminated Multiplicative Benford distribution ($\alpha = 1.2$) with digits 75 to 79

<i>Contaminated Multiplicative Distribution ($\alpha = 1.2$)</i>	n =1000 (95% CI)				
	75	76	77	78	79
Quesenberry	1.000	1.000	1.000	1.000	1.000
Goodman	0.900	0.892	0.895	0.901	0.900
Bailey	0.934	0.935	0.934	0.933	0.930
Angular					
Bailey Square	0.932	0.933	0.932	0.931	0.929
Fitzpatrick	1.000	1.000	1.000	1.000	1.000
Sison	0.951	0.950	0.950	0.950	0.950
Univariate	0.000	0.000	0.000	0.000	0.000
Binomial					

Coverage proportions for 95% simultaneous confidence intervals for data generated using the Contaminated Multiplicative Benford distribution ($\alpha = 1.2$) with digits 80 to 84

<i>Contaminated Multiplicative Distribution ($\alpha = 1.2$)</i>	n =1000 (95% CI)				
	80	81	82	83	84
Quesenberry	1.000	1.000	1.000	1.000	1.000
Goodman	0.901	0.896	0.904	0.904	0.896
Bailey	0.931	0.929	0.927	0.923	0.919
Angular					
Bailey Square	0.928	0.925	0.923	0.919	0.915
Fitzpatrick	1.000	1.000	1.000	1.000	1.000
Sison	0.950	0.950	0.951	0.951	0.952
Univariate	0.000	0.000	0.000	0.000	0.000
Binomial					

Coverage proportions for 95% simultaneous confidence intervals for data generated using the Contaminated Multiplicative Benford distribution ($\alpha = 1.2$) with digits 85 to 89

<i>Contaminated Multiplicative Distribution ($\alpha = 1.2$)</i>	n =1000 (95% CI)				
	85	86	87	88	89
Quesenberry	1.000	1.000	1.000	1.000	1.000
Goodman	0.896	0.893	0.897	0.893	0.899
Bailey	0.915	0.916	0.914	0.912	0.917
Angular					
Bailey Square	0.911	0.912	0.910	0.908	0.913
Fitzpatrick	1.000	1.000	1.000	1.000	1.000
Sison	0.951	0.951	0.951	0.951	0.951
Univariate	0.000	0.000	0.000	0.000	0.000
Binomial					

Coverage proportions for 95% simultaneous confidence intervals for data generated using the Contaminated Multiplicative Benford distribution ($\alpha = 1.2$) with digits 90 to 94

<i>Contaminated Multiplicative Distribution ($\alpha = 1.2$)</i>	n =1000 (95% CI)				
	90	91	92	93	94
Quesenberry	1.000	1.000	1.000	1.000	1.000
Goodman	0.898	0.902	0.907	0.907	0.898
Bailey	0.915	0.915	0.918	0.920	0.918
Angular					
Bailey Square	0.912	0.912	0.915	0.917	0.915
Fitzpatrick	1.000	1.000	1.000	1.000	1.000
Sison	0.951	0.951	0.950	0.950	0.950
Univariate	0.000	0.000	0.000	0.000	0.000
Binomial					

Coverage proportions for 95% simultaneous confidence intervals for data generated using the Contaminated Multiplicative Benford distribution ($\alpha = 1.2$) with digits 95 to 99

<i>Contaminated Multiplicative Distribution ($\alpha = 1.2$)</i>	n =1000 (95% CI)				
	95	96	97	98	99
Quesenberry	1.000	1.000	1.000	1.000	1.000
Goodman	0.901	0.899	0.900	0.902	0.900
Bailey	0.919	0.919	0.918	0.919	0.921
Angular					
Bailey Square	0.915	0.915	0.915	0.916	0.918
Fitzpatrick	1.000	1.000	1.000	1.000	1.000
Sison	0.949	0.949	0.949	0.949	0.949
Univariate	0.000	0.000	0.001	0.002	0.001
Binomial					

Coverage proportions for 95% simultaneous confidence intervals for data generated using the Contaminated Multiplicative Benford distribution ($\alpha = 1.2$) with digits 15 to 99, n=2000

Coverage proportions for 95% simultaneous confidence intervals for data generated using the Contaminated Multiplicative Benford distribution ($\alpha = 1.2$) with digits 15 to 19

<i>Contaminated Multiplicative Distribution ($\alpha = 1.2$)</i>	n =2000 (95% CI)				
	15	16	17	18	19
Quesenberry	1.000	1.000	1.000	1.000	1.000
Goodman	0.872	0.882	0.867	0.883	0.893
Bailey	0.913	0.912	0.910	0.911	0.915
Angular					
Bailey Square	0.913	0.913	0.910	0.911	0.915
Fitzpatrick	1.000	1.000	1.000	1.000	1.000
Sison	0.874	0.878	0.876	0.884	0.919
Univariate	0.001	0.002	0.002	0.001	0.000
Binomial					

Coverage proportions for 95% simultaneous confidence intervals for data generated using the Contaminated Multiplicative Benford distribution ($\alpha = 1.2$) with digits 20 to 24

<i>Contaminated Multiplicative Distribution ($\alpha = 1.2$)</i>	n =2000 (95% CI)				
	20	21	22	23	24
Quesenberry	1.000	1.000	1.000	1.000	1.000
Goodman	0.892	0.899	0.887	0.901	0.897
Bailey	0.913	0.920	0.927	0.927	0.931
Angular					
Bailey Square	0.921	0.920	0.927	0.927	0.932
Fitzpatrick	1.000	1.000	1.000	1.000	1.000
Sison	0.930	0.943	0.936	0.944	0.948
Univariate	0.000	0.000	0.001	0.002	0.002
Binomial					

Coverage proportions for 95% simultaneous confidence intervals for data generated using the Contaminated Multiplicative Benford distribution ($\alpha = 1.2$) with digits 25 to 29

<i>Contaminated Multiplicative Distribution ($\alpha = 1.2$)</i>	n =2000 (95% CI)				
	25	26	27	28	29
Quesenberry	1.000	1.000	1.000	1.000	1.000
Goodman	0.892	0.897	0.894	0.900	0.891
Bailey	0.926	0.932	0.929	0.928	0.919
Angular					
Bailey Square	0.926	0.932	0.929	0.928	0.919
Fitzpatrick	1.000	1.000	1.000	1.000	1.000
Sison	0.948	0.950	0.947	0.955	0.952
Univariate	0.001	0.001	0.000	0.000	0.000
Binomial					

Coverage proportions for 95% simultaneous confidence intervals for data generated using the Contaminated Multiplicative Benford distribution ($\alpha = 1.2$) with digits 30 to 34

<i>Contaminated Multiplicative Distribution ($\alpha = 1.2$)</i>	n =2000 (95% CI)				
	30	31	32	33	34
Quesenberry	1.000	1.000	1.000	1.000	1.000
Goodman	0.894	0.899	0.885	0.899	0.893
Bailey	0.924	0.929	0.924	0.927	0.919
Angular					
Bailey Square	0.924	0.931	0.923	0.928	0.918
Fitzpatrick	1.000	1.000	1.000	1.000	1.000
Sison	0.953	0.955	0.957	0.956	0.959
Univariate	0.000	0.000	0.000	0.000	0.000
Binomial					

Coverage proportions for 95% simultaneous confidence intervals for data generated using the Contaminated Multiplicative Benford distribution ($\alpha = 1.2$) with digits 35 to 39

<i>Contaminated Multiplicative Distribution ($\alpha = 1.2$)</i>	n =2000 (95% CI)				
	35	36	37	38	39
Quesenberry	1.000	1.000	1.000	1.000	1.000
Goodman	0.898	0.892	0.897	0.897	0.897
Bailey	0.928	0.927	0.933	0.931	0.934
Angular					
Bailey Square	0.929	0.926	0.933	0.930	0.934
Fitzpatrick	1.000	1.000	1.000	1.000	1.000
Sison	0.960	0.960	0.962	0.960	0.961
Univariate	0.000	0.000	0.000	0.000	0.000
Binomial					

Coverage proportions for 95% simultaneous confidence intervals for data generated using the Contaminated Multiplicative Benford distribution ($\alpha = 1.2$) with digits 40 to 44

<i>Contaminated Multiplicative Distribution ($\alpha = 1.2$)</i>	n =2000 (95% CI)				
	40	41	42	43	44
Quesenberry	1.000	1.000	1.000	1.000	1.000
Goodman	0.899	0.899	0.900	0.900	0.904
Bailey	0.932	0.926	0.925	0.926	0.928
Angular					
Bailey Square	0.932	0.926	0.925	0.926	0.927
Fitzpatrick	1.000	1.000	1.000	1.000	1.000
Sison	0.960	0.961	0.959	0.959	0.959
Univariate	0.001	0.001	0.002	0.002	0.003
Binomial					

Coverage proportions for 95% simultaneous confidence intervals for data generated using the Contaminated Multiplicative Benford distribution ($\alpha = 1.2$) with digits 45 to 49

<i>Contaminated Multiplicative Distribution ($\alpha = 1.2$)</i>	n =2000 (95% CI)				
	45	46	47	48	49
Quesenberry	1.000	1.000	1.000	1.000	1.000
Goodman	0.913	0.908	0.911	0.909	0.910
Bailey	0.928	0.928	0.929	0.929	0.933
Angular					
Bailey Square	0.927	0.927	0.928	0.929	0.932
Fitzpatrick	1.000	1.000	1.000	1.000	1.000
Sison	0.958	0.959	0.960	0.960	0.959
Univariate Binomial	0.003	0.003	0.001	0.001	0.001

Coverage proportions for 95% simultaneous confidence intervals for data generated using the Contaminated Multiplicative Benford distribution ($\alpha = 1.2$) with digits 50 to 54

<i>Contaminated Multiplicative Distribution ($\alpha = 1.2$)</i>	n =2000 (95% CI)				
	50	51	52	53	54
Quesenberry	1.000	1.000	1.000	1.000	1.000
Goodman	0.911	0.906	0.902	0.906	0.904
Bailey	0.938	0.934	0.934	0.933	0.933
Angular					
Bailey Square	0.937	0.933	0.933	0.932	0.932
Fitzpatrick	1.000	1.000	1.000	1.000	1.000
Sison	0.958	0.959	0.959	0.960	0.961
Univariate Binomial	0.002	0.003	0.002	0.002	0.002

Coverage proportions for 95% simultaneous confidence intervals for data generated using the Contaminated Multiplicative Benford distribution ($\alpha = 1.2$) with digits 55 to 59

<i>Contaminated Multiplicative Distribution ($\alpha = 1.2$)</i>	n =2000 (95% CI)				
	55	56	57	58	59
Quesenberry	1.000	1.000	1.000	1.000	1.000
Goodman	0.908	0.905	0.916	0.912	0.906
Bailey	0.934	0.936	0.939	0.904	0.938
Angular					
Bailey Square	0.933	0.935	0.938	0.939	0.937
Fitzpatrick	1.000	1.000	1.000	1.000	1.000
Sison	0.960	0.960	0.960	0.960	0.961
Univariate	0.002	0.001	0.003	0.003	0.002
Binomial					

Coverage proportions for 95% simultaneous confidence intervals for data generated using the Contaminated Multiplicative Benford distribution ($\alpha = 1.2$) with digits 60 to 64

<i>Contaminated Multiplicative Distribution ($\alpha = 1.2$)</i>	n =2000 (95% CI)				
	60	61	62	63	64
Quesenberry	1.000	1.000	1.000	1.000	1.000
Goodman	0.909	0.915	0.912	0.920	0.916
Bailey	0.938	0.937	0.938	0.936	0.937
Angular					
Bailey Square	0.937	0.936	0.937	0.936	0.937
Fitzpatrick	1.000	1.000	1.000	1.000	1.000
Sison	0.961	0.960	0.960	0.960	0.960
Univariate	0.002	0.002	0.001	0.001	0.002
Binomial					

Coverage proportions for 95% simultaneous confidence intervals for data generated using the Contaminated Multiplicative Benford distribution ($\alpha = 1.2$) with digits 65 to 69

<i>Contaminated Multiplicative Distribution ($\alpha = 1.2$)</i>	n =2000 (95% CI)				
	65	66	67	68	69
Quesenberry	1.000	1.000	1.000	1.000	1.000
Goodman	0.908	0.910	0.914	0.917	0.919
Bailey	0.938	0.939	0.937	0.935	0.933
Angular					
Bailey Square	0.938	0.939	0.937	0.935	0.933
Fitzpatrick	1.000	1.000	1.000	1.000	1.000
Sison	0.960	0.960	0.960	0.960	0.960
Univariate	0.002	0.002	0.002	0.001	0.001
Binomial					

Coverage proportions for 95% simultaneous confidence intervals for data generated using the Contaminated Multiplicative Benford distribution ($\alpha = 1.2$) with digits 70 to 74

<i>Contaminated Multiplicative Distribution ($\alpha = 1.2$)</i>	n =2000 (95% CI)				
	70	71	72	73	74
Quesenberry	1.000	1.000	1.000	1.000	1.000
Goodman	0.915	0.925	0.919	0.910	0.914
Bailey	0.936	0.938	0.936	0.938	0.937
Angular					
Bailey Square	0.936	0.938	0.936	0.938	0.937
Fitzpatrick	1.000	1.000	1.000	1.000	1.000
Sison	0.960	0.960	0.960	0.961	0.960
Univariate	0.000	0.002	0.002	0.002	0.002
Binomial					

Coverage proportions for 95% simultaneous confidence intervals for data generated using the Contaminated Multiplicative Benford distribution ($\alpha = 1.2$) with digits 75 to 79

<i>Contaminated Multiplicative Distribution ($\alpha = 1.2$)</i>	n =2000 (95% CI)				
	75	76	77	78	79
Quesenberry	1.000	1.000	1.000	1.000	1.000
Goodman	0.918	0.913	0.920	0.916	0.921
Bailey	0.937	0.938	0.937	0.937	0.935
Angular					
Bailey Square	0.937	0.938	0.937	0.937	0.935
Fitzpatrick	1.000	1.000	1.000	1.000	1.000
Sison	0.960	0.960	0.959	0.959	0.959
Univariate	0.002	0.003	0.003	0.003	0.004
Binomial					

Coverage proportions for 95% simultaneous confidence intervals for data generated using the Contaminated Multiplicative Benford distribution ($\alpha = 1.2$) with digits 80 to 84

<i>Contaminated Multiplicative Distribution ($\alpha = 1.2$)</i>	n =2000 (95% CI)				
	80	81	82	83	84
Quesenberry	1.000	1.000	1.000	1.000	1.000
Goodman	0.918	0.914	0.913	0.914	0.912
Bailey	0.942	0.940	0.934	0.935	0.931
Angular					
Bailey Square	0.942	0.940	0.934	0.935	0.931
Fitzpatrick	1.000	1.000	1.000	1.000	1.000
Sison	0.959	0.959	0.959	0.959	0.959
Univariate	0.002	0.003	0.002	0.002	0.003
Binomial					

Coverage proportions for 95% simultaneous confidence intervals for data generated using the Contaminated Multiplicative Benford distribution ($\alpha = 1.2$) with digits 85 to 89

<i>Contaminated Multiplicative Distribution ($\alpha = 1.2$)</i>	n =2000 (95% CI)				
	85	86	87	88	89
Quesenberry	1.000	1.000	1.000	1.000	1.000
Goodman	0.922	0.918	0.916	0.912	0.908
Bailey	0.932	0.931	0.932	0.933	0.931
Angular					
Bailey Square	0.932	0.931	0.932	0.933	0.932
Fitzpatrick	1.000	1.000	1.000	1.000	1.000
Sison	0.959	0.959	0.959	0.959	0.959
Univariate	0.003	0.003	0.003	0.004	0.003
Binomial					

Coverage proportions for 95% simultaneous confidence intervals for data generated using the Contaminated Multiplicative Benford distribution ($\alpha = 1.2$) with digits 90 to 94

<i>Contaminated Multiplicative Distribution ($\alpha = 1.2$)</i>	n =2000 (95% CI)				
	90	91	92	93	94
Quesenberry	1.000	1.000	1.000	1.000	1.000
Goodman	0.908	0.909	0.905	0.911	0.913
Bailey	0.932	0.933	0.933	0.933	0.932
Angular					
Bailey Square	0.932	0.933	0.933	0.933	0.932
Fitzpatrick	1.000	1.000	1.000	1.000	1.000
Sison	0.959	0.959	0.959	0.959	0.959
Univariate	0.003	0.003	0.002	0.002	0.003
Binomial					

Coverage proportions for 95% simultaneous confidence intervals for data generated using the Contaminated Multiplicative Benford distribution ($\alpha = 1.2$) with digits 95 to 99

<i>Contaminated Multiplicative Distribution ($\alpha = 1.2$)</i>	n =2000 (95% CI)				
	95	96	97	98	99
Quesenberry	1.000	1.000	1.000	1.000	1.000
Goodman	0.907	0.911	0.911	0.909	0.898
Bailey	0.932	0.931	0.927	0.932	0.932
Angular					
Bailey Square	0.932	0.931	0.927	0.932	0.932
Fitzpatrick	1.000	1.000	1.000	1.000	1.000
Sison	0.959	0.959	0.959	0.959	0.959
Univariate	0.002	0.002	0.001	0.002	0.001
Binomial					

Coverage proportions for 95% simultaneous confidence intervals for data generated using the Contaminated Multiplicative Benford distribution ($\alpha = 1.5$) with digits 15 to 99, n=1000

Coverage proportions for 95% simultaneous confidence intervals for data generated using the Contaminated Multiplicative Benford distribution ($\alpha = 1.5$) with digits 15 to 19

<i>Contaminated Multiplicative Distribution ($\alpha = 1.5$)</i>	n =1000 (95% CI)				
	15	16	17	18	19
Quesenberry	1.000	1.000	1.000	1.000	1.000
Goodman	0.673	0.654	0.700	0.696	0.733
Bailey	0.768	0.775	0.824	0.819	0.815
Angular					
Bailey Square	0.767	0.772	0.821	0.814	0.812
Fitzpatrick	1.000	1.000	1.000	1.000	1.000
Sison	0.587	0.612	0.643	0.693	0.738
Univariate	0.000	0.000	0.001	0.001	0.000
Binomial					

Coverage proportions for 95% simultaneous confidence intervals for data generated using the Contaminated Multiplicative Benford distribution ($\alpha = 1.5$) with digits 20 to 24

<i>Contaminated Multiplicative Distribution ($\alpha = 1.5$)</i>	n =1000 (95% CI)				
	20	21	22	23	24
Quesenberry	1.000	1.000	1.000	1.000	1.000
Goodman	0.731	0.755	0.735	0.795	0.807
Bailey	0.835	0.843	0.833	0.868	0.870
Angular					
Bailey Square	0.829	0.838	0.829	0.864	0.866
Fitzpatrick	1.000	1.000	1.000	1.000	1.000
Sison	0.790	0.813	0.793	0.850	0.852
Univariate	0.000	0.000	0.000	0.000	0.000
Binomial					

Coverage proportions for 95% simultaneous confidence intervals for data generated using the Contaminated Multiplicative Benford distribution ($\alpha = 1.5$) with digits 25 to 29

<i>Contaminated Multiplicative Distribution ($\alpha = 1.5$)</i>	n =1000 (95% CI)				
	25	26	27	28	29
Quesenberry	1.000	1.000	1.000	1.000	1.000
Goodman	0.788	0.812	0.818	0.792	0.798
Bailey	0.855	0.871	0.863	0.874	0.881
Angular					
Bailey Square	0.851	0.867	0.860	0.871	0.878
Fitzpatrick	1.000	1.000	1.000	1.000	1.000
Sison	0.861	0.867	0.873	0.881	0.885
Univariate	0.000	0.000	0.000	0.000	0.000
Binomial					

Coverage proportions for 95% simultaneous confidence intervals for data generated using the Contaminated Multiplicative Benford distribution ($\alpha = 1.5$) with digits 30 to 34

<i>Contaminated Multiplicative Distribution ($\alpha = 1.5$)</i>	n =1000 (95% CI)				
	30	31	32	33	34
Quesenberry	1.000	1.000	1.000	1.000	1.000
Goodman	0.822	0.811	0.814	0.842	0.808
Bailey	0.879	0.882	0.883	0.881	0.882
Angular					
Bailey Square	0.876	0.886	0.880	0.879	0.880
Fitzpatrick	1.000	1.000	1.000	1.000	1.000
Sison	0.896	0.901	0.909	0.915	0.914
Univariate	0.000	0.001	0.000	0.000	0.001
Binomial					

Coverage proportions for 95% simultaneous confidence intervals for data generated using the Contaminated Multiplicative Benford distribution ($\alpha = 1.5$) with digits 35 to 39

<i>Contaminated Multiplicative Distribution ($\alpha = 1.5$)</i>	n =1000 (95% CI)				
	35	36	37	38	39
Quesenberry	1.000	1.000	1.000	1.000	1.000
Goodman	0.828	0.821	0.829	0.805	0.816
Bailey	0.881	0.895	0.901	0.905	0.902
Angular					
Bailey Square	0.879	0.893	0.900	0.904	0.900
Fitzpatrick	1.000	1.000	1.000	1.000	1.000
Sison	0.919	0.920	0.928	0.931	0.928
Univariate	0.001	0.001	0.000	0.000	0.000
Binomial					

Coverage proportions for 95% simultaneous confidence intervals for data generated using the Contaminated Multiplicative Benford distribution ($\alpha = 1.5$) with digits 40 to 44

<i>Contaminated Multiplicative Distribution ($\alpha = 1.5$)</i>	n =1000 (95% CI)				
	40	41	42	43	44
Quesenberry	1.000	1.000	1.000	1.000	1.000
Goodman	0.839	0.824	0.841	0.832	0.828
Bailey	0.908	0.912	0.896	0.903	0.911
Angular					
Bailey Square	0.906	0.910	0.894	0.901	0.909
Fitzpatrick	1.000	1.000	1.000	1.000	1.000
Sison	0.935	0.938	0.942	0.936	0.941
Univariate	0.001	0.000	0.000	0.001	0.000
Binomial					

Coverage proportions for 95% simultaneous confidence intervals for data generated using the Contaminated Multiplicative Benford distribution ($\alpha = 1.5$) with digits 45 to 49

<i>Contaminated Multiplicative Distribution ($\alpha = 1.5$)</i>	n =1000 (95% CI)				
	45	46	47	48	49
Quesenberry	1.000	1.000	1.000	1.000	1.000
Goodman	0.849	0.839	0.933	0.853	0.823
Bailey	0.907	0.906	0.915	0.910	0.916
Angular					
Bailey Square	0.904	0.903	0.911	0.906	0.912
Fitzpatrick	1.000	1.000	1.000	1.000	1.000
Sison	0.943	0.944	0.945	0.945	0.946
Univariate	0.000	0.000	0.000	0.000	0.000
Binomial					

Coverage proportions for 95% simultaneous confidence intervals for data generated using the Contaminated Multiplicative Benford distribution ($\alpha = 1.5$) with digits 50 to 54

<i>Contaminated Multiplicative Distribution ($\alpha = 1.5$)</i>	n =1000 (95% CI)				
	50	51	52	53	54
Quesenberry	1.000	1.000	1.000	1.000	1.000
Goodman	0.832	0.841	0.854	0.840	0.842
Bailey	0.921	0.913	0.905	0.918	0.921
Angular					
Bailey Square	0.917	0.918	0.901	0.914	0.917
Fitzpatrick	1.000	1.000	1.000	1.000	1.000
Sison	0.946	0.947	0.944	0.946	0.947
Univariate	0.000	0.000	0.000	0.000	0.000
Binomial					

Coverage proportions for 95% simultaneous confidence intervals for data generated using the Contaminated Multiplicative Benford distribution ($\alpha = 1.5$) with digits 55 to 59

<i>Contaminated Multiplicative Distribution ($\alpha = 1.5$)</i>	n =1000 (95% CI)				
	55	56	57	58	59
Quesenberry	1.000	1.000	1.000	1.000	1.000
Goodman	0.843	0.849	0.852	0.842	0.859
Bailey	0.925	0.916	0.918	0.927	0.925
Angular					
Bailey Square	0.921	0.912	0.915	0.924	0.921
Fitzpatrick	1.000	1.000	1.000	1.000	1.000
Sison	0.946	0.946	0.947	0.947	0.949
Univariate	0.000	0.000	0.001	0.001	0.001
Binomial					

Coverage proportions for 95% simultaneous confidence intervals for data generated using the Contaminated Multiplicative Benford distribution ($\alpha = 1.5$) with digits 60 to 64

<i>Contaminated Multiplicative Distribution ($\alpha = 1.5$)</i>	n =1000 (95% CI)				
	60	61	62	63	64
Quesenberry	1.000	1.000	1.000	1.000	1.000
Goodman	0.863	0.871	0.866	0.851	0.840
Bailey	0.921	0.932	0.927	0.927	0.927
Angular					
Bailey Square	0.918	0.930	0.925	0.924	0.924
Fitzpatrick	1.000	1.000	1.000	1.000	1.000
Sison	0.949	0.949	0.948	0.949	0.949
Univariate	0.001	0.001	0.001	0.001	0.000
Binomial					

Coverage proportions for 95% simultaneous confidence intervals for data generated using the Contaminated Multiplicative Benford distribution ($\alpha = 1.5$) with digits 65 to 69

<i>Contaminated Multiplicative Distribution ($\alpha = 1.5$)</i>	n =1000 (95% CI)				
	65	66	67	68	69
Quesenberry	1.000	1.000	1.000	1.000	1.000
Goodman	0.853	0.855	0.868	0.872	0.848
Bailey	0.929	0.923	0.925	0.924	0.927
Angular					
Bailey Square	0.926	0.920	0.923	0.922	0.925
Fitzpatrick	1.000	1.000	1.000	1.000	1.000
Sison	0.950	0.950	0.949	0.950	0.950
Univariate	0.000	0.000	0.000	0.000	0.000
Binomial					

Coverage proportions for 95% simultaneous confidence intervals for data generated using the Contaminated Multiplicative Benford distribution ($\alpha = 1.5$) with digits 70 to 74

<i>Contaminated Multiplicative Distribution ($\alpha = 1.5$)</i>	n =1000 (95% CI)				
	70	71	72	73	74
Quesenberry	1.000	1.000	1.000	1.000	1.000
Goodman	0.862	0.856	0.860	0.878	0.869
Bailey	0.925	0.927	0.926	0.927	0.924
Angular					
Bailey Square	0.923	0.925	0.924	0.925	0.922
Fitzpatrick	1.000	1.000	1.000	1.000	1.000
Sison	0.950	0.950	0.950	0.950	0.950
Univariate	0.000	0.000	0.000	0.000	0.000
Binomial					

Coverage proportions for 95% simultaneous confidence intervals for data generated using the Contaminated Multiplicative Benford distribution ($\alpha = 1.5$) with digits 75 to 79

<i>Contaminated Multiplicative Distribution ($\alpha = 1.5$)</i>	n =1000 (95% CI)				
	75	76	77	78	79
Quesenberry	1.000	1.000	1.000	1.000	1.000
Goodman	0.872	0.853	0.854	0.859	0.863
Bailey	0.928	0.927	0.935	0.937	0.933
Angular					
Bailey Square	0.926	0.925	0.933	0.935	0.932
Fitzpatrick	1.000	1.000	1.000	1.000	1.000
Sison	0.950	0.950	0.949	0.949	0.949
Univariate	0.001	0.001	0.001	0.001	0.001
Binomial					

Coverage proportions for 95% simultaneous confidence intervals for data generated using the Contaminated Multiplicative Benford distribution ($\alpha = 1.5$) with digits 80 to 84

<i>Contaminated Multiplicative Distribution ($\alpha = 1.5$)</i>	n =1000 (95% CI)				
	80	81	82	83	84
Quesenberry	1.000	1.000	1.000	1.000	1.000
Goodman	0.873	0.873	0.873	0.880	0.864
Bailey	0.929	0.930	0.927	0.930	0.932
Angular					
Bailey Square	0.928	0.929	0.925	0.926	0.928
Fitzpatrick	1.000	1.000	1.000	1.000	1.000
Sison	0.949	0.949	0.948	0.949	0.949
Univariate	0.000	0.000	0.000	0.000	0.000
Binomial					

Coverage proportions for 95% simultaneous confidence intervals for data generated using the Contaminated Multiplicative Benford distribution ($\alpha = 1.5$) with digits 85 to 89

<i>Contaminated Multiplicative Distribution ($\alpha = 1.5$)</i>	n =1000 (95% CI)				
	85	86	87	88	89
Quesenberry	1.000	1.000	1.000	1.000	1.000
Goodman	0.858	0.861	0.859	0.862	0.859
Bailey	0.935	0.929	0.925	0.921	0.919
Angular					
Bailey Square	0.931	0.925	0.921	0.917	0.915
Fitzpatrick	1.000	1.000	1.000	1.000	1.000
Sison	0.950	0.950	0.951	0.952	0.952
Univariate	0.000	0.000	0.000	0.001	0.001
Binomial					

Coverage proportions for 95% simultaneous confidence intervals for data generated using the Contaminated Multiplicative Benford distribution ($\alpha = 1.5$) with digits 90 to 94

<i>Contaminated Multiplicative Distribution ($\alpha = 1.5$)</i>	n =1000 (95% CI)				
	90	91	92	93	94
Quesenberry	1.000	1.000	1.000	1.000	1.000
Goodman	0.865	0.864	0.873	0.873	0.858
Bailey	0.911	0.909	0.913	0.911	0.913
Angular					
Bailey Square	0.907	0.905	0.909	0.908	0.910
Fitzpatrick	1.000	1.000	1.000	1.000	1.000
Sison	0.952	0.951	0.951	0.951	0.951
Univariate	0.001	0.001	0.001	0.001	0.001
Binomial					

Coverage proportions for 95% simultaneous confidence intervals for data generated using the Contaminated Multiplicative Benford distribution ($\alpha = 1.5$) with digits 95 to 99

<i>Contaminated Multiplicative Distribution ($\alpha = 1.5$)</i>	n =1000 (95% CI)				
	95	96	97	98	99
Quesenberry	1.000	1.000	1.000	1.000	1.000
Goodman	0.856	0.857	0.854	0.867	0.865
Bailey	0.911	0.917	0.916	0.918	0.922
Angular					
Bailey Square	0.908	0.914	0.913	0.916	0.920
Fitzpatrick	1.000	1.000	1.000	1.000	1.000
Sison	0.951	0.951	0.951	0.951	0.952
Univariate	0.000	0.000	0.000	0.000	0.000
Binomial					

Coverage proportions for 95% simultaneous confidence intervals for data generated using the Contaminated Multiplicative Benford distribution ($\alpha = 1.5$) with digits 15 to 99, n=2000

Coverage proportions for 95% simultaneous confidence intervals for data generated using the Contaminated Multiplicative Benford distribution ($\alpha = 1.5$) with digits 15 to 19

<i>Contaminated Multiplicative Distribution ($\alpha = 1.5$)</i>	n =2000 (95% CI)				
	15	16	17	18	19
Quesenberry	1.000	1.000	1.000	1.000	1.000
Goodman	0.385	0.380	0.448	0.490	0.522
Bailey	0.511	0.456	0.570	0.572	0.608
Angular					
Bailey Square	0.511	0.456	0.569	0.572	0.608
Fitzpatrick	0.990	1.000	0.999	0.999	1.000
Sison	0.247	0.256	0.345	0.386	0.456
Univariate	0.001	0.000	0.000	0.000	0.001
Binomial					

Coverage proportions for 95% simultaneous confidence intervals for data generated using the Contaminated Multiplicative Benford distribution ($\alpha = 1.5$) with digits 20 to 24

<i>Contaminated Multiplicative Distribution ($\alpha = 1.5$)</i>	n =2000 (95% CI)				
	20	21	22	23	24
Quesenberry	1.000	1.000	1.000	1.000	1.000
Goodman	0.518	0.557	0.535	0.596	0.625
Bailey	0.593	0.647	0.649	0.721	0.720
Angular					
Bailey Square	0.637	0.647	0.649	0.721	0.720
Fitzpatrick	1.000	1.000	1.000	0.999	1.000
Sison	0.513	0.554	0.561	0.624	0.685
Univariate	0.000	0.001	0.000	0.001	0.000
Binomial					

Coverage proportions for 95% simultaneous confidence intervals for data generated using the Contaminated Multiplicative Benford distribution ($\alpha = 1.5$) with digits 25 to 29

<i>Contaminated Multiplicative Distribution ($\alpha = 1.5$)</i>	n =2000 (95% CI)				
	25	26	27	28	29
Quesenberry	1.000	1.000	1.000	1.000	1.000
Goodman	0.638	0.672	0.689	0.667	0.695
Bailey	0.722	0.732	0.776	0.759	0.769
Angular					
Bailey Square	0.722	0.732	0.776	0.759	0.769
Fitzpatrick	1.000	1.000	1.000	1.000	1.000
Sison	0.711	0.735	0.777	0.780	0.801
Univariate	0.000	0.000	0.000	0.000	0.001
Binomial					

Coverage proportions for 95% simultaneous confidence intervals for data generated using the Contaminated Multiplicative Benford distribution ($\alpha = 1.5$) with digits 30 to 34

<i>Contaminated Multiplicative Distribution ($\alpha = 1.5$)</i>	n =2000 (95% CI)				
	30	31	32	33	34
Quesenberry	1.000	1.000	1.000	1.000	1.000
Goodman	0.673	0.685	0.710	0.719	0.723
Bailey	0.787	0.774	0.795	0.806	0.791
Angular					
Bailey Square	0.787	0.804	0.795	0.806	0.792
Fitzpatrick	1.000	1.000	1.000	1.000	1.000
Sison	0.824	0.840	0.865	0.865	0.892
Univariate	0.001	0.000	0.001	0.001	0.001
Binomial					

Coverage proportions for 95% simultaneous confidence intervals for data generated using the Contaminated Multiplicative Benford distribution ($\alpha = 1.5$) with digits 35 to 39

<i>Contaminated Multiplicative Distribution ($\alpha = 1.5$)</i>	n =2000 (95% CI)				
	35	36	37	38	39
Quesenberry	1.000	1.000	1.000	1.000	1.000
Goodman	0.739	0.743	0.733	0.751	0.749
Bailey	0.854	0.828	0.840	0.853	0.854
Angular					
Bailey Square	0.853	0.826	0.839	0.852	0.853
Fitzpatrick	1.000	1.000	1.000	1.000	1.000
Sison	0.904	0.905	0.919	0.909	0.908
Univariate	0.000	0.000	0.001	0.000	0.000
Binomial					

Coverage proportions for 95% simultaneous confidence intervals for data generated using the Contaminated Multiplicative Benford distribution ($\alpha = 1.5$) with digits 40 to 44

<i>Contaminated Multiplicative Distribution ($\alpha = 1.5$)</i>	n =2000 (95% CI)				
	40	41	42	43	44
Quesenberry	1.000	1.000	1.000	1.000	1.000
Goodman	0.760	0.737	0.769	0.770	0.775
Bailey	0.832	0.854	0.843	0.844	0.864
Angular					
Bailey Square	0.832	0.853	0.843	0.843	0.864
Fitzpatrick	1.000	1.000	1.000	1.000	1.000
Sison	0.926	0.924	0.938	0.935	0.942
Univariate	0.001	0.002	0.002	0.001	0.001
Binomial					

Coverage proportions for 95% simultaneous confidence intervals for data generated using the Contaminated Multiplicative Benford distribution ($\alpha = 1.5$) with digits 45 to 49

<i>Contaminated Multiplicative Distribution ($\alpha = 1.5$)</i>	n =2000 (95% CI)				
	45	46	47	48	49
Quesenberry	1.000	1.000	1.000	1.000	1.000
Goodman	0.805	0.784	0.827	0.813	0.772
Bailey	0.861	0.874	0.881	0.879	0.868
Angular					
Bailey Square	0.861	0.874	0.880	0.891	0.868
Fitzpatrick	1.000	1.000	1.000	1.000	1.000
Sison	0.949	0.951	0.950	0.946	0.948
Univariate	0.001	0.001	0.001	0.001	0.001
Binomial					

Coverage proportions for 95% simultaneous confidence intervals for data generated using the Contaminated Multiplicative Benford distribution ($\alpha = 1.5$) with digits 50 to 54

<i>Contaminated Multiplicative Distribution ($\alpha = 1.5$)</i>	n =2000 (95% CI)				
	50	51	52	53	54
Quesenberry	1.000	1.000	1.000	1.000	1.000
Goodman	0.782	0.816	0.807	0.814	0.789
Bailey	0.891	0.884	0.890	0.878	0.891
Angular					
Bailey Square	0.890	0.883	0.890	0.878	0.891
Fitzpatrick	1.000	1.000	1.000	1.000	1.000
Sison	0.953	0.954	0.954	0.952	0.951
Univariate	0.001	0.000	0.001	0.001	0.001
Binomial					

Coverage proportions for 95% simultaneous confidence intervals for data generated using the Contaminated Multiplicative Benford distribution ($\alpha = 1.5$) with digits 55 to 59

<i>Contaminated Multiplicative Distribution ($\alpha = 1.5$)</i>	n =2000 (95% CI)				
	55	56	57	58	59
Quesenberry	1.000	1.000	1.000	1.000	1.000
Goodman	0.822	0.797	0.819	0.846	0.816
Bailey	0.887	0.900	0.905	0.899	0.902
Angular					
Bailey Square	0.887	0.900	0.905	0.899	0.902
Fitzpatrick	1.000	1.000	1.000	1.000	1.000
Sison	0.958	0.962	0.962	0.956	0.960
Univariate	0.002	0.002	0.002	0.002	0.002
Binomial					

Coverage proportions for 95% simultaneous confidence intervals for data generated using the Contaminated Multiplicative Benford distribution ($\alpha = 1.5$) with digits 60 to 64

<i>Contaminated Multiplicative Distribution ($\alpha = 1.5$)</i>	n =2000 (95% CI)				
	60	61	62	63	64
Quesenberry	1.000	1.000	1.000	1.000	1.000
Goodman	0.825	0.860	0.813	0.824	0.848
Bailey	0.888	0.920	0.901	0.897	0.911
Angular					
Bailey Square	0.888	0.920	0.901	0.911	0.911
Fitzpatrick	1.000	1.000	1.000	1.000	1.000
Sison	0.960	0.963	0.964	0.964	0.960
Univariate	0.002	0.003	0.001	0.001	0.002
Binomial					

Coverage proportions for 95% simultaneous confidence intervals for data generated using the Contaminated Multiplicative Benford distribution ($\alpha = 1.5$) with digits 65 to 69

<i>Contaminated Multiplicative Distribution ($\alpha = 1.5$)</i>	n =2000 (95% CI)				
	65	66	67	68	69
Quesenberry	1.000	1.000	1.000	1.000	1.000
Goodman	0.829	0.834	0.837	0.838	0.841
Bailey	0.909	0.913	0.900	0.912	0.911
Angular					
Bailey Square	0.909	0.913	0.900	0.912	0.911
Fitzpatrick	1.000	1.000	1.000	1.000	1.000
Sison	0.959	0.961	0.962	0.960	0.960
Univariate	0.002	0.002	0.002	0.003	0.003
Binomial					

Coverage proportions for 95% simultaneous confidence intervals for data generated using the Contaminated Multiplicative Benford distribution ($\alpha = 1.5$) with digits 70 to 74

<i>Contaminated Multiplicative Distribution ($\alpha = 1.5$)</i>	n =2000 (95% CI)				
	70	71	72	73	74
Quesenberry	1.000	1.000	1.000	1.000	1.000
Goodman	0.843	0.846	0.825	0.861	0.840
Bailey	0.912	0.918	0.917	0.918	0.917
Angular					
Bailey Square	0.912	0.918	0.917	0.918	0.917
Fitzpatrick	1.000	1.000	1.000	1.000	1.000
Sison	0.959	0.960	0.960	0.961	0.960
Univariate	0.003	0.002	0.001	0.001	0.001
Binomial					

Coverage proportions for 95% simultaneous confidence intervals for data generated using the Contaminated Multiplicative Benford distribution ($\alpha = 1.5$) with digits 75 to 79

<i>Contaminated Multiplicative Distribution ($\alpha = 1.5$)</i>	n =2000 (95% CI)				
	75	76	77	78	79
Quesenberry	1.000	1.000	1.000	1.000	1.000
Goodman	0.850	0.837	0.848	0.857	0.855
Bailey	0.904	0.920	0.919	0.921	0.911
Angular					
Bailey Square	0.904	0.920	0.919	0.921	0.911
Fitzpatrick	1.000	1.000	1.000	1.000	1.000
Sison	0.962	0.963	0.963	0.963	0.963
Univariate	0.001	0.001	0.001	0.002	0.002
Binomial					

Coverage proportions for 95% simultaneous confidence intervals for data generated using the Contaminated Multiplicative Benford distribution ($\alpha = 1.5$) with digits 80 to 84

<i>Contaminated Multiplicative Distribution ($\alpha = 1.5$)</i>	n =2000 (95% CI)				
	80	81	82	83	84
Quesenberry	1.000	1.000	1.000	1.000	1.000
Goodman	0.847	0.851	0.841	0.860	0.866
Bailey	0.911	0.912	0.916	0.919	0.901
Angular					
Bailey Square	0.911	0.912	0.916	0.919	0.901
Fitzpatrick	1.000	1.000	1.000	1.000	1.000
Sison	0.963	0.963	0.962	0.962	0.962
Univariate	0.002	0.001	0.002	0.000	0.000
Binomial					

Coverage proportions for 95% simultaneous confidence intervals for data generated using the Contaminated Multiplicative Benford distribution ($\alpha = 1.5$) with digits 85 to 89

<i>Contaminated Multiplicative Distribution ($\alpha = 1.5$)</i>	n =2000 (95% CI)				
	85	86	87	88	89
Quesenberry	1.000	1.000	1.000	1.000	1.000
Goodman	0.878	0.881	0.856	0.866	0.869
Bailey	0.914	0.911	0.915	0.917	0.924
Angular					
Bailey Square	0.914	0.911	0.915	0.917	0.929
Fitzpatrick	1.000	1.000	1.000	1.000	1.000
Sison	0.961	0.961	0.961	0.962	0.962
Univariate	0.000	0.000	0.000	0.000	0.000
Binomial					

Coverage proportions for 95% simultaneous confidence intervals for data generated using the Contaminated Multiplicative Benford distribution ($\alpha = 1.5$) with digits 90 to 94

<i>Contaminated Multiplicative Distribution ($\alpha = 1.5$)</i>	n =2000 (95% CI)				
	90	91	92	93	94
Quesenberry	1.000	1.000	1.000	1.000	1.000
Goodman	0.876	0.857	0.840	0.849	0.849
Bailey	0.925	0.923	0.926	0.926	0.927
Angular					
Bailey Square	0.925	0.923	0.926	0.926	0.927
Fitzpatrick	1.000	1.000	1.000	1.000	1.000
Sison	0.962	0.962	0.962	0.962	0.962
Univariate	0.001	0.003	0.001	0.000	0.001
Binomial					

Coverage proportions for 95% simultaneous confidence intervals for data generated using the Contaminated Multiplicative Benford distribution ($\alpha = 1.5$) with digits 95 to 99

<i>Contaminated Multiplicative Distribution ($\alpha = 1.5$)</i>	n =2000 (95% CI)				
	95	96	97	98	99
Quesenberry	1.000	1.000	1.000	1.000	1.000
Goodman	0.878	0.876	0.878	0.894	0.865
Bailey	0.928	0.932	0.918	0.927	0.926
Angular					
Bailey Square	0.928	0.932	0.918	0.927	0.926
Fitzpatrick	1.000	1.000	1.000	1.000	1.000
Sison	0.961	0.962	0.962	0.961	0.961
Univariate	0.002	0.002	0.001	0.002	0.002
Binomial					

Coverage proportions for 95% simultaneous confidence intervals for data generated using the Generalized Benford distribution, n=1000

Coverage proportions for 95% simultaneous confidence intervals for data generated using the Generalized Benford distributions ($\alpha = -1, -0.9, -0.8, -0.7, -0.6$)

<i>Generalized Benford Distribution</i>	n =1000 (95% CI)				
	-1	-0.9	-0.8	-0.7	-0.6
Quesenberry	1.000	1.000	1.000	1.000	1.000
Goodman	0.000	0.000	0.000	0.001	0.016
Bailey	0.000	0.000	0.000	0.001	0.019
Angular					
Bailey Square	0.000	0.000	0.000	0.001	0.019
Fitzpatrick	0.966	0.988	0.994	1.000	1.000
Sison	0.000	0.000	0.000	0.000	0.000
Univariate	0.000	0.000	0.000	0.000	0.000
Binomial					

Coverage proportions for 95% simultaneous confidence intervals for data generated using the Generalized Benford distributions ($\alpha = 0.6, 0.7, 0.8, 0.9, 1$)

<i>Generalized Benford Distribution</i>	n =1000 (95% CI)				
	0.6	0.7	0.8	0.9	1
Quesenberry	1.000	0.998	0.984	0.907	0.718
Goodman	0.000	0.000	0.000	0.000	0.000
Bailey	0.005	0.000	0.000	0.000	0.000
Angular					
Bailey Square	0.007	0.000	0.000	0.000	0.000
Fitzpatrick	0.491	0.184	0.026	0.003	0.000
Sison	0.000	0.000	0.000	0.000	0.000
Univariate	0.000	0.000	0.000	0.000	0.000
Binomial					

Coverage proportions for 95% simultaneous confidence intervals for data generated using the Generalized Benford distribution, n=2000

Coverage proportions for 95% simultaneous confidence intervals for data generated using the Generalized Benford distributions ($\alpha = -1, -0.9, -0.8, -0.7, -0.6$)

<i>Generalized Benford Distribution</i>	n =2000 (95% CI)				
	-1	-0.9	-0.8	-0.7	-0.6
Quesenberry	0.997	0.999	1.000	1.000	1.000
Goodman	0.000	0.000	0.000	0.000	0.000
Bailey	0.000	0.000	0.000	0.000	0.000
Angular					
Bailey Square	0.000	0.000	0.000	0.000	0.000
Fitzpatrick	0.003	0.029	0.205	0.567	0.860
Sison	0.000	0.000	0.000	0.000	0.000
Univariate	0.000	0.000	0.000	0.000	0.000
Binomial					

Coverage proportions for 95% simultaneous confidence intervals for data generated using the Generalized Benford distributions ($\alpha = 0.6, 0.7, 0.8, 0.9, 1$)

<i>Generalized Benford Distribution</i>	n =2000 (95% CI)				
	0.6	0.7	0.8	0.9	1
Quesenberry	0.983	0.876	0.487	0.126	0.006
Goodman	0.000	0.000	0.000	0.000	0.000
Bailey	0.000	0.000	0.000	0.000	0.000
Angular					
Bailey Square	0.000	0.000	0.000	0.000	0.000
Fitzpatrick	0.026	0.000	0.000	0.000	0.000
Sison	0.000	0.000	0.000	0.000	0.000
Univariate	0.000	0.000	0.000	0.000	0.000
Binomial					