
Faculty of Science

Faculty Publications

Measurements of integrated and differential cross sections for isolated photon pair production in pp collisions at $\sqrt{s}=8$ TeV with the ATLAS detector

M. Aaboud et al. (ATLAS Collaboration)

June 2017

© 2017 CERN, for the ATLAS Collaboration. This is an open access article distributed under the terms of the Creative Commons Attribution License. <http://creativecommons.org/licenses/by/4.0>

This article was originally published at:

<https://doi.org/10.1103/PhysRevD.95.112005>

Citation for this paper:

Aaboud, M.; Aad, G.; Abbott, B.; Abdallah, J.; Abdinov, O.; Abeloos, B.; Abidi; ... & Zwalinski, M. (2017). Measurements of integrated and differential cross sections for isolated photon pair production in pp collisions at $\sqrt{s}=8$ TeV with the ATLAS detector. *Physical Review D*, 95(11), article 112005. DOI: 10.1103/PhysRevD.95.112005

Measurements of integrated and differential cross sections for isolated photon pair production in pp collisions at $\sqrt{s} = 8$ TeV with the ATLAS detector

M. Aaboud *et al.**

(ATLAS Collaboration)

(Received 13 April 2017; published 27 June 2017)

A measurement of the production cross section for two isolated photons in proton-proton collisions at a center-of-mass energy of $\sqrt{s} = 8$ TeV is presented. The results are based on an integrated luminosity of 20.2 fb^{-1} recorded by the ATLAS detector at the Large Hadron Collider. The measurement considers photons with pseudorapidities satisfying $|\eta'| < 1.37$ or $1.56 < |\eta'| < 2.37$ and transverse energies of respectively $E_{T,1}' > 40$ GeV and $E_{T,2}' > 30$ GeV for the two leading photons ordered in transverse energy produced in the interaction. The background due to hadronic jets and electrons is subtracted using data-driven techniques. The fiducial cross sections are corrected for detector effects and measured differentially as a function of six kinematic observables. The measured cross section integrated within the fiducial volume is 16.8 ± 0.8 pb. The data are compared to fixed-order QCD calculations at next-to-leading-order and next-to-next-to-leading-order accuracy as well as next-to-leading-order computations including resummation of initial-state gluon radiation at next-to-next-to-leading logarithm or matched to a parton shower, with relative uncertainties varying from 5% to 20%.

DOI: 10.1103/PhysRevD.95.112005

I. INTRODUCTION

Diphoton production offers a testing ground for perturbative quantum chromodynamics (pQCD) at hadron colliders, a clean final state for the study of the properties of the Higgs boson and a possible window into new physics phenomena. Cross-section measurements of isolated photon pair production at hadron colliders were performed by the D0 and CDF collaborations at a center-of-mass energy of $\sqrt{s} = 1.96$ TeV at the Tevatron proton-antiproton collider [1,2] and by the ATLAS and CMS collaborations using $\sqrt{s} = 7$ TeV proton-proton (pp) collisions recorded at the Large Hadron Collider (LHC) in 2010 and 2011 [3–6]. Studies of the Higgs boson's properties in the diphoton decay mode [7,8] and searches for new resonances have also been conducted at the LHC at higher center-of-mass energies [9,10].

The production of pairs of prompt photons, i.e. excluding those originating from interactions with the material in the detector and hadron or τ decays, in pp collisions can be understood at leading order (LO) via quark-antiquark annihilation ($q\bar{q}$). Contributions from radiative processes and higher-order diagrams involving gluons (g) in the initial state are, however, significant. Theoretical predictions, available up to next-to-next-to-leading order (NNLO) in

pQCD [11–13] are in good agreement with the total measured diphoton cross sections, while differential distributions of variables such as the diphoton invariant mass ($m_{\gamma\gamma}$) show discrepancies [4]. Theoretical computations making use of QCD resummation techniques [14–18] are also available. These are expected to provide an improved description of the regions of phase space sensitive to multiple soft-gluon emissions such as configurations in which the two photons are close to being back to back in the plane transverse to the original collision.

Significant improvements in the estimation of the backgrounds in the selected sample have been achieved so that the systematic uncertainties have been reduced by up to a factor of 2 compared to the previous ATLAS measurement [4], despite an increase in the mean number of pp interactions per bunch crossing (pileup) from 9.1 at $\sqrt{s} = 7$ TeV to 20.7 in the 2012 data sample at $\sqrt{s} = 8$ TeV.

In addition to the integrated cross section, differential distributions of several kinematic observables are studied: $m_{\gamma\gamma}$, the absolute value of the cosine of the scattering angle with respect to the direction of the proton beams¹ expressed

¹The ATLAS experiment uses a right-handed coordinate system with its origin at the nominal interaction point (IP) in the center of the detector and the z axis along the beam pipe. The x axis points from the IP to the center of the LHC ring, and the y axis points upward. Cylindrical coordinates (r, ϕ) are used in the transverse plane, ϕ being the azimuthal angle around the beam pipe. The pseudorapidity is defined in terms of the polar angle θ as $\eta = -\ln \tan(\theta/2)$. Angular distance is measured in units of $\Delta R = \sqrt{(\Delta\eta)^2 + (\Delta\phi)^2}$. The transverse energy is defined as $E_T = E / \cosh(\eta)$.

*Full author list given at the end of the article.

Published by the American Physical Society under the terms of the Creative Commons Attribution 4.0 International license. Further distribution of this work must maintain attribution to the author(s) and the published article's title, journal citation, and DOI.

as a function of the difference in pseudorapidity between the photons ($|\cos\theta_\eta^*| = \tanh\frac{|\Delta\eta_{\gamma\gamma}|}{2}$), the opening angle between the photons in the azimuthal plane ($\Delta\phi_{\gamma\gamma}$), the diphoton transverse momentum ($p_{T,\gamma\gamma}$), the transverse component of $p_{T,\gamma\gamma}$ with respect to the thrust axis² (a_T) [19] and the ϕ_η^* variable, defined as $\phi_\eta^* = \tan\left(\frac{\pi - \Delta\phi_{\gamma\gamma}}{2}\right) \sin\theta_\eta^*$ [20]. Angular variables are typically measured with better resolution than the photon energy. Therefore, a particular reference frame that allows $|\cos\theta_\eta^*|$ and ϕ_η^* to be expressed in terms of angular variables only, denoted by the subscript η and described in Ref. [20], is used in order to optimize the resolution.

The kinematic variables $m_{\gamma\gamma}$, $\Delta\phi_{\gamma\gamma}$ and $p_{T,\gamma\gamma}$ were studied at $\sqrt{s} = 7$ TeV in the previous ATLAS publications [3,4]. The cosine of the scattering angle with respect to the direction of the proton beams has also been studied, however, in the Collins-Soper frame [21]. This is the first time the variables a_T and ϕ_η^* are measured for a final state other than pairs of charged leptons [22–24]. These variables are less sensitive to the energy resolution of the individual photons and therefore are more precisely determined than $p_{T,\gamma\gamma}$ [19,20]. Hence, they are ideally suited to probe the region of low $p_{T,\gamma\gamma}$ in which QCD resummation effects are most significant. Measurements of $p_{T,\gamma\gamma}$, a_T and ϕ_η^* for diphoton production (which originates from both the quark-antiquark and gluon-gluon initial states) are important benchmarks to test the description of the low transverse-momentum region by pQCD and complementary to similar measurements performed for $H \rightarrow \gamma\gamma$ [25] (in which gluon-gluon initial states dominate) and Drell–Yan (DY) [22–24] events (in which quark-antiquark initial states dominate). A good understanding of the low transverse-momentum region in such processes constitutes an important prerequisite for pQCD resummation techniques aiming to describe more complicated processes, e.g. those involving colored final states.

Detailed tests of the dynamics of diphoton production can be performed with the simultaneous study of different differential distributions. Specific regions of the phase space are particularly sensitive to soft gluon emissions, higher-order QCD corrections or nonperturbative effects. Variables such as $m_{\gamma\gamma}$ and $|\cos\theta_\eta^*|$ are also useful in searches for new resonances and measurements of their properties such as their mass and spin. The measurements are compared to recent predictions, which include fixed-order computations up to NNLO in pQCD and also computations combining next-to-leading-order (NLO) matrix elements with a parton shower or with resummation

of soft gluons at next-to-next-to-leading-logarithm (NNLL) accuracy.

II. ATLAS DETECTOR

The ATLAS detector [26] is a multipurpose detector with a forward-backward symmetric cylindrical geometry. The most relevant systems for the present measurement are the inner detector (ID), immersed in a 2 T magnetic field produced by a thin superconducting solenoid, and the calorimeters. The ID consists of fine-granularity pixel and microstrip detectors covering the pseudorapidity range $|\eta| < 2.5$, complemented by a gas-filled straw-tube transition radiation tracker (TRT) that covers the region up to $|\eta| = 2.0$ and provides electron identification capabilities. The electromagnetic (EM) calorimeter is a lead/liquid-argon sampling calorimeter with accordion geometry. It is divided into a barrel section covering $|\eta| < 1.475$ and two end-cap sections covering $1.375 < |\eta| < 3.2$. For $|\eta| < 2.5$, it is divided into three layers in depth, which are finely segmented in η and ϕ . A thin presampler layer, covering $|\eta| < 1.8$, is used to correct for fluctuations in upstream energy losses. The hadronic calorimeter in the region $|\eta| < 1.7$ uses steel absorbers and scintillator tiles as the active medium, while copper absorbers with liquid argon are used in the hadronic end-cap sections, which cover the region $1.5 < |\eta| < 3.2$. A forward calorimeter using copper or tungsten absorbers with liquid argon completes the calorimeter coverage up to $|\eta| = 4.9$. Events are selected using a three-level trigger system. The first level, implemented in custom electronics, reduces the event rate to at most 75 kHz using a subset of detector information [27]. Software algorithms with access to the full detector information are then used in the high-level trigger to yield a recorded event rate of about 400 Hz.

III. DATA SAMPLE AND EVENT SELECTION

The data used in this analysis were recorded using a diphoton trigger with E_T thresholds of 35 and 25 GeV for the E_T -ordered leading and subleading photon candidates, respectively. In the high-level trigger, the shapes of the energy depositions in the EM calorimeter are required to match those expected for electromagnetic showers initiated by photons. The signal efficiency of the trigger [28], estimated using data events recorded with alternative trigger requirements, is $(99.4 \pm 0.2)\%$ for events fulfilling the final event selection. Only events acquired in stable beam conditions and passing detector and data-quality requirements are considered. Furthermore, in order to reduce noncollision backgrounds, events are required to have a reconstructed primary vertex with at least three associated tracks with a transverse momentum above 400 MeV and consistent with the average beam spot position. The effect of this requirement on the signal

²The thrust axis is defined as $\hat{t} = (\vec{p}_{T,1}^\gamma - \vec{p}_{T,2}^\gamma) / |\vec{p}_{T,1}^\gamma - \vec{p}_{T,2}^\gamma|$, where $\vec{p}_{T,1}^\gamma$ and $\vec{p}_{T,2}^\gamma$ denote, respectively, the transverse momenta of the photons with the highest and second-highest transverse energies $E_T^\gamma = |\vec{p}_T^\gamma|$.

efficiency is negligible. The integrated luminosity of the collected sample is $20.2 \pm 0.4 \text{ fb}^{-1}$ [29].

Photon and electron candidates are reconstructed from clusters of energy deposited in the EM calorimeter, and tracks and conversion vertices reconstructed in the ID [30]. About 20% (50%) of the photon candidates in the barrel (end-cap) are associated with tracks or conversion vertices and are referred to as converted photons in the following. Photons reconstructed within $|\eta| < 2.37$ are retained. Those near the region between the barrel and end-caps ($1.37 < |\eta| < 1.56$) or regions of the calorimeter affected by readout or high-voltage failures are excluded from the analysis.

A dedicated energy calibration [31] of the clusters using a multivariate regression algorithm developed and optimized on simulated events is used to determine corrections that account for the energy deposited in front of the calorimeter and outside the cluster, as well as for the variation of the energy response as a function of the impact point on the calorimeter. The intercalibration of the layer energies in the EM calorimeter is evaluated with a sample of Z -boson decays to electrons ($Z \rightarrow ee$) and muons, while the overall energy scale in data and the difference in the effective constant term of the energy resolution between data and simulated events are estimated primarily with a $Z \rightarrow ee$ sample. Once those corrections are applied, the two photons reconstructed with the highest transverse energies $E_{T,1}^{\gamma}$ and $E_{T,2}^{\gamma}$ in each event are retained. Events with $E_{T,1}^{\gamma}$ and $E_{T,2}^{\gamma}$ greater than 40 and 30 GeV, respectively, and angular separation between the photons $\Delta R_{\gamma\gamma} > 0.4$ are selected.

The vertex from which the photon pair originates is selected from the reconstructed collision vertices using a neural-network algorithm [7,32]. An estimate of the z position of the vertex is provided by the longitudinal and transverse segmentation of the electromagnetic calorimeter, tracks from photon conversions with hits in the silicon detectors, and a constraint from the beam-spot position. The algorithm combines this estimate, including its uncertainty, with additional information from the tracks associated with each reconstructed primary vertex. The efficiency for selecting a reconstructed primary vertex within 0.3 mm of the true primary vertex from which the photon pair originates is about 83% in simulated events. The trajectory of each photon is then measured by connecting the impact point in the calorimeter with the position of the selected diphoton vertex.

The dominant background consists of events where one or more hadronic jets contain π^0 or η mesons that carry most of the jet energy and decay to a nearly collinear photon pair. The signal yield extraction, explained in Sec. V, is based on variables that describe the shape of the electromagnetic showers in the calorimeter (*shower shapes*) [30] and the isolation of the photon candidates from additional activity in the detector. An initial *loose* selection is derived using only the energy deposited in the

hadronic calorimeter and the lateral shower shape in the second layer of the electromagnetic calorimeter, which contains most of the energy. The final *tight* selection applies stringent criteria to these variables and additional requirements on the shower shape in the finely segmented first calorimeter layer. The latter criteria ensure the compatibility of the measured shower profile with that originating from a single photon impacting the calorimeter and are different for converted and unconverted photons. The efficiency of this selection, called identification efficiency in the following, is typically 83%–95% (87%–99%) for unconverted (converted) photons satisfying $30 < E_T^{\gamma} < 100 \text{ GeV}$ and isolation criteria similar to the ones defined below.

Additional rejection against jets is obtained by requiring the photon candidates to be isolated using both calorimeter and tracking detector information. The calorimeter isolation variable E_T^{iso} is defined as the sum of the E_T of positive-energy topological clusters [33] reconstructed in a cone of size $\Delta R = 0.4$ around the photon candidate, excluding the energy deposited in an extended fixed-size cluster centered on the photon cluster. The energy sum is corrected for the portion of the photon's energy deposited outside the extended cluster and contributions from the underlying event and pileup. The latter two corrections are computed simultaneously on an event-by-event basis using an algorithm described in Refs. [34,35]. The track isolation variable p_T^{iso} is defined as the scalar sum of the transverse momenta of tracks with $p_T > 1 \text{ GeV}$ within a cone of size $\Delta R = 0.2$ around the photon candidate. Tracks associated with a photon conversion and those not originating from the diphoton production vertex are excluded from the sum. Photon candidates are required to have E_T^{iso} (p_T^{iso}) smaller than 6 GeV (2.6 GeV). The isolation criteria were reoptimized for the pileup and center-of-mass energy increase in 2012 data. The combined per-event efficiency of the isolation criteria is about 90% in simulated diphoton events.

A total of 312 754 events pass the signal selection described above, referred to as inclusive signal region in the following. The largest diphoton invariant mass observed is about 1.7 TeV.

IV. MONTE CARLO SIMULATION

Monte Carlo (MC) simulations are used to investigate signal and background properties. Signal and $\gamma + \text{jet}$ background events are generated with both SHERPA 1.4.0 [36] and PYTHIA 8.165 [37]. Drell-Yan $Z/\gamma^* \rightarrow ee$ events generated using POWHEG-BOX [38–40] combined with PYTHIA 8.165 are used to study the background arising from electrons reconstructed as photons.

The SHERPA event generator uses the NLO CT10 [41] parton distribution functions (PDFs) and matrix elements calculated with up to two final-state partons at LO in pQCD. The matrix elements are merged with the SHERPA parton-shower algorithm [42] following the ME+PS@LO prescription [43]. The combination of tree-level matrix

elements with additional partons and the SHERPA parton-shower effectively allows a simulation of all photon emissions [44]. A modeling of the hadronization and underlying event is also included such that a realistic simulation of the entire final state is obtained. In order to avoid collinear divergences in the generation of the $2 \rightarrow 3$ and $2 \rightarrow 4$ processes, a minimum angular separation between photons and additional partons of $\Delta R > 0.3$ is set at the generator level.

The PYTHIA signal sample takes into account the $q\bar{q} \rightarrow \gamma\gamma$ and $gg \rightarrow \gamma\gamma$ matrix elements at LO, while the $\gamma + \text{jet}$ sample is produced from $qg \rightarrow q\gamma$, $\bar{q}g \rightarrow \bar{q}\gamma$ and $q\bar{q} \rightarrow g\gamma$ at LO. Photons originating from the hadronization of colored partons are taken into account by considering LO $\gamma + \text{jet}$ and dijet diagrams with initial- and final-state radiation. All matrix elements are interfaced to the LO CTEQ6L1 [45] PDFs. The PYTHIA event generator includes a parton-shower algorithm and a model for the hadronization process and the underlying event.

The POWHEG-BOX DY sample uses matrix elements at NLO in pQCD and the CT10 PDFs with PYTHIA 8.165 to model parton showering, hadronization and the underlying event. The final-state photon radiation is simulated using PHOTOS [46].

The PYTHIA event-generator parameters are set according to the ATLAS AU2 tune [47], while the SHERPA parameters are the default parameters recommended by SHERPA authors. The generated events are passed through a full detector simulation [48] based on GEANT4 [49]. Pileup from additional pp collisions in the same and neighboring bunch crossings is simulated by overlaying each MC event with a variable number of simulated inelastic pp collisions generated using PYTHIA 8.165. The MC events are weighted to reproduce the observed distribution of the average number of interactions per bunch crossing and the size of the luminous region along the beam axis.

Photon and electron energies in the simulation are smeared by an additional effective constant term in order to match the width of the Z -boson resonance to that observed in data [31]. The probability for a genuine electron to be wrongly reconstructed as a photon (electron-to-photon fake rate) in the DY sample is corrected to account for extra inefficiencies in a few modules of the inner detector as observed in $Z \rightarrow ee$ events in data. The photon shower shapes and the calorimeter isolation variables in the MC simulation are corrected for the small observed differences in their average values between data and simulation in photon-enriched control samples and $Z \rightarrow ee$ decays. Residual differences between data and MC efficiencies of the identification and calorimeter isolation criteria are typically less than 2% each per photon and are corrected for by using factors [30] that deviate from one at most by 6% per event, in rare cases. The track isolation efficiency is calculated from the ratio of the diphoton yields obtained with and without the application of the track

isolation criterion, using the same methods used in the signal extraction, described below. The mean of the results obtained with the different methods in each bin is used and is about 94%. The effective efficiency corrections for simulated diphoton events are typically 2% per event.

V. SIGNAL YIELD EXTRACTION

Two data-driven methods, similar to the ones described in Refs. [3,4], are employed in the signal yield extraction and give consistent results: a two-dimensional template fit method and a matrix method. Both methods determine the sample composition by relying on the identification and isolation discriminants to define jet-enriched data control regions with small contamination from photons. The methods are validated using pseudodata generated with known signal and background composition by combining events from MC simulation and the data control regions. A *nontight* selection is constructed by inverting some of the tight identification requirements computed using the energy deposits in cells of the finely segmented first calorimeter layer [50]. The isolation energy around the photon candidate, computed in a much wider region, is to a large extent independent of these criteria. Data control regions where both photon candidates satisfy the nontight selection or either the subleading or the leading candidate satisfies the nontight selection while the other candidate satisfies the signal selection are used as background control samples to estimate the number of jet + jet (jj), $\gamma + \text{jet}$ (γj) and jet + γ ($j\gamma$) events in the selected signal sample,³ respectively. Another background component, typically one order of magnitude smaller, arises from isolated electrons reconstructed as photon candidates. This component is dominated by $Z \rightarrow ee$ decays and thus located in terms of invariant mass near the Z -boson mass ($80 < m_{\gamma\gamma} < 100$ GeV). Data control regions where one of the candidates is reconstructed as an electron and the other one as a photon are used to study this background. The contribution from other background sources is found to be negligible.

A. The two-dimensional template fit method

The template fit method consists of an extended maximum-likelihood fit to the two-dimensional distribution of the calorimeter isolation variables ($E_{T,1}^{\text{iso}}$, $E_{T,2}^{\text{iso}}$) of events passing the signal selection. The yields associated with five components are extracted simultaneously: $\gamma\gamma$, γj , $j\gamma$, jj and dielectrons (ee). The dielectron yield is constrained to the value predicted by MC simulation within the uncertainties obtained from the matrix method described in Sec. VB. The fit is performed in the inclusive signal region and in each bin of the variables studied. Independent templates are

³In the $\gamma + \text{jet}$ (jet + γ) component, the subleading (leading) candidate is assumed to be a jet misidentified as a photon. In the jet + jet component, both candidates are assumed to be jets misidentified as photons.

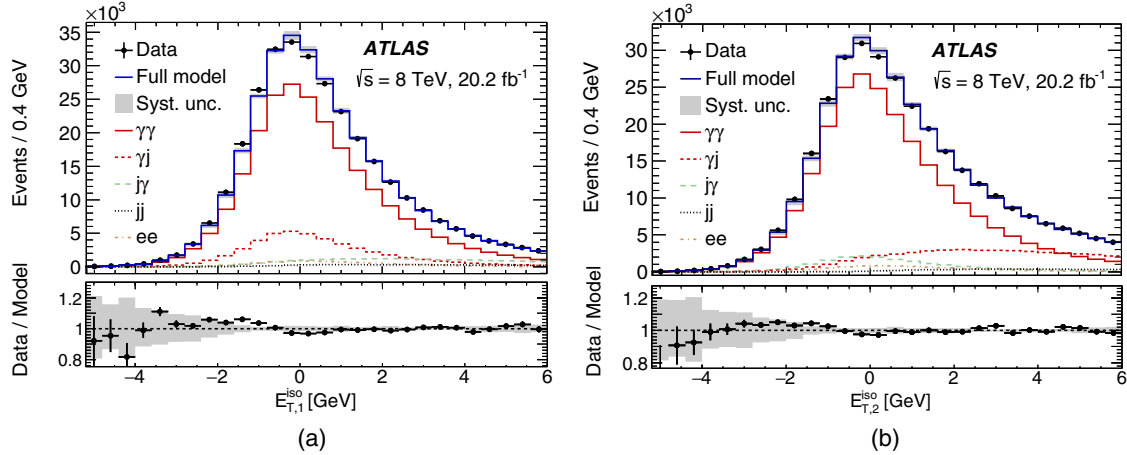


FIG. 1. Distributions of the calorimeter transverse isolation energy for the (a) leading and (b) subleading photon candidates. Also shown are the projections of the signal and various background components used in the two-dimensional template fit and the full model, corresponding to their sum, after fit. At the bottom of each plot, the ratio of the data to the model after the fit is shown. A gray uncertainty band on the full model, including the systematic uncertainties discussed in the text, is shown in each case whereas the uncertainty in data is statistical only.

used in each bin in order to account for the dependence of the isolation distributions on the event kinematics, while in Ref. [4] this effect is considered a systematic uncertainty. The extraction of the templates is described below. The variation in the distributions for dielectron events in the different kinematic bins does not have a significant impact on the extracted yields and therefore a single template, corresponding to the inclusive selection, is used.

The templates for diphoton events are obtained from the SHERPA diphoton sample, including the data-driven corrections described in Sec. IV. The templates associated with the γj and $j\gamma$ processes are defined by a product of the one-dimensional distributions associated with the photon candidate in the SHERPA diphoton sample and the jet candidate in the corresponding jet-enriched data control regions, normalized such that the final templates correspond to probability density functions. The templates associated with jj events are taken from the control region where both candidates satisfy the nontight selection. Neglecting the correlations between the transverse isolation energies of the two candidates in $\gamma\gamma$ and jj events would bias the extracted diphoton yields by a few percent, as indicated by tests with pseudodata. Therefore, full two-dimensional distributions are used to model those components while for the other components the products of one-dimensional distributions associated with each of the candidates are used. The contamination of events containing real photons, relevant for γj , $j\gamma$ and jj , is subtracted using the signal MC sample. The signal contamination is about 12%, 17% and 2% for γj , $j\gamma$ and jj , respectively. The templates are defined as either binned distributions or smooth distributions via kernel density estimators [51], the latter being used if there are few events. The signal purity of events passing the inclusive selection is about 75% and ranges typically from 60% to 98% across the bins of the various observables.

Figure 1 shows the distributions of E_T^{iso} for the two photon candidates in the inclusive signal region, together with the projections of the five two-dimensional fit components after the maximization of the likelihood.

Systematic uncertainties originating from the modeling of the calorimeter isolation variables of photons and jets are considered. The extracted diphoton yield changes by $\pm 2.2\%$ when constructing the photon templates using the diphoton events generated by PYTHIA instead of SHERPA, due to the impact on the isolation distribution of the different treatment of additional partons and photon radiation, as described in Sec. IV. Varying the data-driven corrections to the calorimeter isolation variables of photons within their uncertainties results in $\pm 1.9\%$ variations in the signal yields. Changing the set of identification requirements that are inverted to construct the nontight definition impacts the jet templates due to possible correlations between the identification and isolation criteria. The result is a $^{+1.5}_{-1.7}\%$ variation of the inclusive diphoton yield. Uncertainties due to the photon identification criteria impact the estimated contamination of photon events in the jet-enriched control regions. The corresponding uncertainty in the signal yield is $\pm 0.9\%$. The uncertainties in the estimated number of events containing electrons result in a -1.0% change in the signal yield. Other sources of uncertainty, related to the modeling of the pileup and fit method, were estimated and found to have a small impact on the diphoton yield. The total uncertainty in the inclusive signal yield, obtained by summing the contributions in quadrature, is $^{+3.5}_{-3.7}\%$. Compared to Ref. [4], the reduction of the uncertainty is achieved due to the higher signal purity provided by the reoptimized isolation requirements and the restriction of the transverse energy of the photons, which is $E_T > 40$ GeV and 30 GeV compared to 25 and 22 GeV

previously. The fit method is also improved, including the better modeling of the calorimeter isolation distributions due to the data-driven corrections, the use of independent templates in each bin and the inclusion of the electron component.

The total systematic uncertainty in the differential measurements ranges typically from 3% to 10%. The largest values are observed in regions where the contributions from radiative processes are expected to be large (e.g. for large values of ϕ_η^* or small values of $\Delta\phi_{\gamma\gamma}$) and less well modeled by the MC simulation and with lower signal purity such that the jet control-region definition has a more significant impact on the results.

B. The matrix method

In the matrix method, the sample composition is determined by solving a linear system of equations $(N_{PP}, N_{PF}, N_{FP}, N_{FF})^T = E \cdot (N_{\gamma\gamma}, N_{\gamma j}, N_{j\gamma}, N_{jj})^T$ that relates the populations associated with each process and the numbers of events in which the candidates pass (P) or fail (F) the isolation requirements. The matrix E contains the probabilities of each process to produce a certain final state and is constructed using the efficiency of the isolation criteria for photons and jets. The efficiencies are extracted from collision data over a wide isolation energy range, relying on the signal MC sample to estimate the contamination of events containing real photons in the data control regions. The efficiencies are derived in bins of E_T , $|\eta|$ and of the corresponding observable for differential measurements. In Ref. [3], only the variations with E_T and $|\eta|$ are considered. The inclusive diphoton yield is obtained from the sum of the yields in each bin of $m_{\gamma\gamma}$.

The electron contamination is determined from $Z \rightarrow ee$ decays in data using a method similar to the one described in Ref. [3]. The electron-to-photon fake rate ($f_{e \rightarrow \gamma}$) is estimated separately for the leading and subleading candidate from the ratios of events $N_{\gamma e}/N_{ee}$ and $N_{e\gamma}/N_{ee}$ around the Z -boson mass in the invariant-mass range [80 GeV, 100 GeV], after subtracting the contribution from misidentified jets using the invariant-mass sidebands. The $f_{e \rightarrow \gamma}$ value is estimated to be about 4% in the calorimeter barrel and up to about 10% in the calorimeter end-caps, in agreement with the $Z \rightarrow ee$ MC sample. The probability for photons to be reconstructed as electrons, taken from MC simulation, is less than 1%. The $\gamma\gamma$, γe , $e\gamma$ and ee yields in the selected signal sample are then obtained by solving a linear system of equations relating the true and reconstructed event yields, similarly to the jet-background estimation. In the inclusive signal region, the sum of the contributions of the $e\gamma$ and γe background is estimated to be about 10% of the ee background yield. It is included in the estimation of the total electron-background yield for the matrix method and as a systematic uncertainty for the template fit, as described in Sec. VA.

TABLE I. Estimated sample composition in the inclusive signal region using the two-dimensional template fit and the matrix method. Both the statistical and total systematic uncertainties are listed.

Process	Event fraction [%]	
	Two-dimensional template fit	Matrix method
$\gamma\gamma$	$75.3 \pm 0.3(\text{stat})^{+2.6}_{-2.8}(\text{syst})$	$73.9 \pm 0.3(\text{stat})^{+3.1}_{-2.7}(\text{syst})$
γj	$14.5 \pm 0.2(\text{stat})^{+2.7}_{-2.8}(\text{syst})$	$14.4 \pm 0.2(\text{stat})^{+2.0}_{-2.4}(\text{syst})$
$j\gamma$	$6.0 \pm 0.2(\text{stat})^{+1.4}_{-1.5}(\text{syst})$	$5.8 \pm 0.1(\text{stat}) \pm 0.6(\text{syst})$
jj	$1.6 \pm 0.2(\text{stat})^{+0.9}_{-0.4}(\text{syst})$	$2.4 \pm 0.1(\text{stat})^{+0.6}_{-0.5}(\text{syst})$
ee	$2.6 \pm 0.2(\text{stat})^{+0.9}_{-0.4}(\text{syst})$	$3.5 \pm 0.1(\text{stat}) \pm 0.4(\text{syst})$

The dominant source of systematic uncertainty affecting the signal yield estimated with the matrix method arises from the definition of jet-enriched control regions ($^{+3.3}_{-2.6}\%$), followed by the contamination of those regions by true photon events ($\pm 2.4\%$), estimated by comparing the predictions from SHERPA and PYTHIA. Both uncertainties are slightly larger than for the template fit method due to the use of additional control regions with higher isolation energies in the determination of the isolation efficiencies. The uncertainties in the signal yield arising from events containing electrons, mostly related to the jet background contamination in the electron control samples, are $\pm 0.6\%$. The total systematic uncertainty in the diphoton yield is $^{+4.2}_{-3.7}\%$.

C. Sample composition

The estimated sample composition of the events fulfilling the inclusive selection is shown in Table I with associated uncertainties. The composition in the different bins for which the differential cross sections are measured is shown in Fig. 2. The signal purity increases relative to that of the inclusive selection by 5%–15% (in absolute) in regions dominated by candidates with higher transverse momenta and smaller pseudorapidities, typically towards larger values of $m_{\gamma\gamma}$, $p_{T,\gamma\gamma}$ and a_T . The variations of the purity as a function of $|\cos\theta_\eta^*|$, ϕ_η^* and $\Delta\phi_{\gamma\gamma}$ are usually within 5%. The template fit method and the matrix method are based on the same isolation and identification criteria to disentangle signal and background and therefore cannot be combined easily. The main correlations arise from the use of the same signal selection and overlapping background control regions, resulting in a total correlation of about 25% between the signal yield estimates. Taking into account the correlated and uncorrelated uncertainties, the signal yields returned by the two methods are found to be compatible within one standard deviation for the inclusive selection. The magnitudes of the associated uncertainties are also comparable. The cross-section measurements presented in the following section are derived using the two-dimensional template fit method.

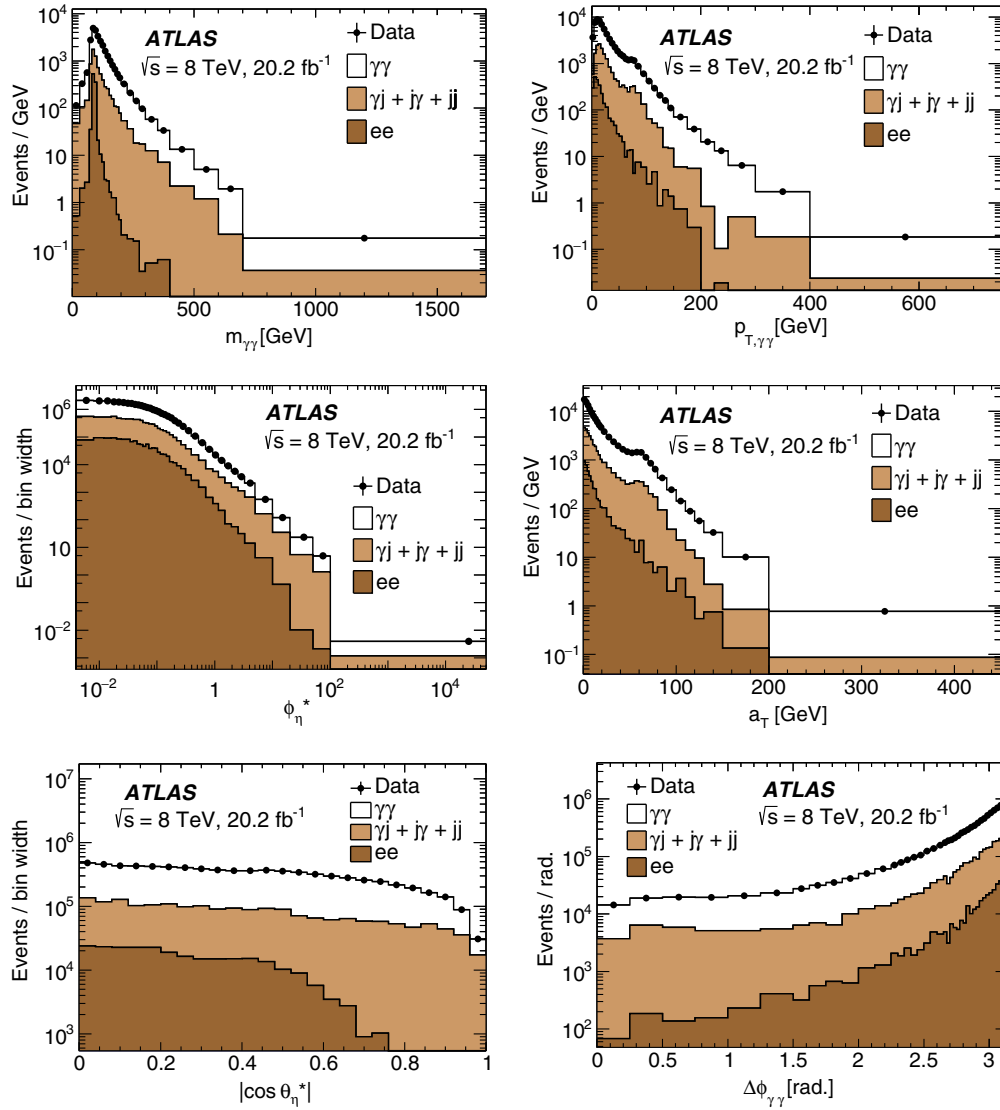


FIG. 2. Distributions of the reconstructed diphoton observables, together with the yields associated with the various components estimated using the two-dimensional template fit method.

VI. CROSS-SECTION MEASUREMENTS

The integrated and differential cross sections as functions of the various observables are measured in a fiducial region defined at particle level to closely follow the criteria used in the event selection. The same requirements on the photon kinematics are applied, i.e. $E_{T,1}^\gamma$ and $E_{T,2}^\gamma$ greater than 40 and 30 GeV, respectively, $|\eta| < 2.37$ excluding $1.37 < |\eta| < 1.56$, and angular separation $\Delta R_{\gamma\gamma} > 0.4$. The photons must not come from hadron or τ decays. The transverse isolation energy of each photon at particle level, $E_T^{\text{iso,part}}$, is computed from the sum of the transverse momenta of all generated particles in a cone of $\Delta R = 0.4$ around the photon, with the exception of muons, neutrinos and particles from pileup interactions. A correction for the underlying event is performed using the same techniques applied to the reconstructed calorimeter isolation but based

on the four-momenta of the generated particles. The effect of the experimental isolation requirement used in the data is close to the particle-level requirement of $E_T^{\text{iso,part}} < 11$ GeV, included in the fiducial region definition.

The estimated numbers of diphoton events in each bin are corrected for detector resolution, reconstruction and selection efficiencies using an iterative Bayesian unfolding method [52,53]. Simulated diphoton events from the SHERPA sample are used to construct a response matrix that accounts for inefficiencies and bin-to-bin migration effects between the reconstructed and particle-level distributions. The bin purity, defined from the MC signal samples as the fraction of reconstructed events generated in the same bin, is found to be about 70% or higher in all bins. After five iterations the results are stable within 0.1%.

The contribution from the Higgs-boson production and subsequent decay into two photons to the measured cross sections is expected to be at the few-percent level around $120 < m_{\gamma\gamma} < 130$ GeV and negligible elsewhere. Although this process is neglected in the event generation, no correction is applied given its small magnitude.

The cross section in each bin is computed from the corrected number of diphoton events in the bin divided by the product of the integrated luminosity [29] and the trigger efficiency. Tabulated values of all measured cross sections are available in the Durham HEP database [54]. The measured fiducial cross section is

$$\sigma_{\text{tot}}^{\text{fid}} = 16.8 \pm 0.1(\text{stat}) \pm 0.7(\text{syst}) \pm 0.3(\text{lumi}) \text{ pb} = 16.8 \pm 0.8 \text{ pb.} \quad (1)$$

The uncertainties represent the statistical (stat), the systematic (syst) and the luminosity (lumi) uncertainties. The systematic component receives contributions from the uncertainties in the signal yield extraction, signal selection efficiency, including the trigger efficiency (see Sec. III), and the unfolding of the detector resolution. The uncertainty in the photon identification efficiency ranges between 0.2% and 2.0% per photon, depending on E_T , η and on whether the photon is reconstructed as unconverted or converted [30]. The uncertainties are derived from studies with a pure sample of photons from $Z \rightarrow \ell\ell\gamma$ decays (where ℓ is an electron or muon), $Z \rightarrow ee$ decays by extrapolating the properties of electron showers to photon showers using MC events and isolated photon candidates from prompt $\gamma + \text{jet}$ production. The resulting uncertainty in the integrated diphoton cross section, including both the effects on the signal yield extraction and signal selection efficiency, is 2.5%. The uncertainty in the modeling of the calorimeter isolation variable is 2.0% and is estimated by varying the data-driven corrections to the MC events within their uncertainties. The systematic uncertainty in the track isolation efficiency is taken as the largest effect among the difference between the efficiencies estimated with the template fit method and the matrix method, and the variation between the efficiencies predicted from simulated events with SHERPA and PYTHIA. The impact on the integrated cross section is 1.5%. The uncertainty in the corrections applied during the unfolding procedure is estimated by using diphoton events from PYTHIA instead of SHERPA to construct the response matrices. The change in these corrections partly compensates for the different signal yields extracted with the two event generators. The combined uncertainty due to the choice of MC event generator is 1.1%.

The impact of each source of uncertainty is estimated by repeating the signal yield extraction and cross-section measurement with the corresponding changes in the

TABLE II. Main sources of systematic uncertainty and their impact on the integrated fiducial cross section ($\sigma_{\text{tot}}^{\text{fid}}$).

Source of uncertainty	Impact on $\sigma_{\text{tot}}^{\text{fid}}$ [%]
Photon identification efficiency	± 2.5
Modeling of calorimeter isolation	± 2.0
Luminosity	± 1.9
Control-region definition	+1.5 -1.7
Track isolation efficiency	± 1.5
Choice of MC event generator	± 1.1
Other sources combined	+0.8 -1.3
Total	+4.5 -4.7

calorimeter isolation templates and unfolding inputs. The total uncertainty is obtained by summing all contributions in quadrature. The main sources of systematic uncertainty and their impact on the integrated cross section are listed in Table II. The uncertainties in the differential cross sections are of the same order. However, the measured cross sections in regions where the contributions from radiative processes are expected to be large (e.g. for large values of ϕ_{η}^* or small values of $\Delta\phi_{\gamma\gamma}$) are more affected by the choice of MC event generator and the uncertainty in the track isolation efficiency. The variations associated with the former (latter) range between 1% and 10% (1% and 7%) across the various bins. Uncertainties in photon energy scale (0.2%–0.6% per photon) and resolution ($\sim 10\%$ per photon), estimated mostly from $Z \rightarrow ee$ decays [31], give small contributions to the total uncertainty in the cross section, reaching as high as 4% at large values of $m_{\gamma\gamma}$, $p_{T,\gamma\gamma}$ and a_T , where the precision in the cross section is limited by statistical uncertainties. Other sources of uncertainty such as those related to the choice of primary vertex, the impact of the modeling of the material upstream of the calorimeter on the photon reconstruction efficiency or the main detector alignment effects like a dilation of the calorimeter barrel by a few per mille or displacements of the calorimeter end-caps by few millimeters have a negligible impact on the measured cross sections.

VII. COMPARISON WITH THEORETICAL PREDICTIONS

The measured integrated fiducial and differential cross sections are compared to fixed-order predictions at NLO and NNLO accuracies in pQCD. They are also compared to computations combining NLO matrix elements and resummation of initial-state gluon radiation to NNLL or matched to a parton shower.

A fixed-order NLO calculation is implemented in DIPHOX [11], including direct and fragmentation contributions as well as the first order of the $gg \rightarrow \gamma\gamma$ component via a quark loop. The RESBOS NLO event generator [15–17] adopts a simplified approach to treat the fragmentation

contributions based on a combination of a sharp cutoff on the transverse isolation energy of the final-state quark or gluon and a smooth cone isolation [55], while the first corrections to the gg -initiated process and resummation of initial-state gluon radiation to NNLL accuracy are included. The 2γ NNLO [12] program includes the direct part of diphoton production at parton level with NNLO pQCD accuracy but no contributions from fragmentation photons. For the DIPHOX and RESBOS predictions, the transverse energy of partons within a cone of $\Delta R = 0.4$ around the photons is required to be below 11 GeV. A smooth isolation criterion [55], described in Refs. [56,57], is adopted to obtain infrared-safe predictions for 2γ NNLO using a maximum transverse isolation energy of 11 GeV and a cone of $\Delta R = 0.4$.

The CT10 [41] PDF sets at the corresponding order in perturbation theory (NNLO or NLO) are used in all the predictions above. The associated uncertainties are at the level of 2%. They are obtained by reweighting the samples to the various eigenvectors of the CT10 set and scaling the resulting uncertainty to 68% confidence level. Nonperturbative effects are evaluated by comparing SHERPA signal samples with or without hadronization and the underlying event, and applied as corrections to the calculations. The impact on the differential cross sections is typically below 5%, reaching as high as 10% in some regions. The full size of the effect is added as a systematic uncertainty. The dominant uncertainties arise from the choices of renormalization and factorization scales, set by default to $m_{\gamma\gamma}$. They are estimated simultaneously by varying the nominal values by a factor of 2 up and down and taking the largest differences with respect to the nominal predictions in each direction as uncertainties. The DIPHOX computation also requires the definition of a fragmentation scale, which is varied together with the factorization scale for the uncertainty estimation. The total uncertainties are $^{+15}_{-10}$ % and $^{+9}_{-6}$ % in the inclusive case and within $\pm 30\%$ and $\pm 20\%$ in almost all bins for DIPHOX and 2γ NNLO, respectively. Only the central values of the predictions were provided by the authors of RESBOS.

A recent implementation of SHERPA, version 2.2.1 [44], consistently combines parton-level calculations of varying jet multiplicity up to NLO⁴ [58,59] with parton showering [42] while avoiding double-counting effects [60]. The NNPDF3.0 NNLO PDFs [61] are used in conjunction with the corresponding SHERPA default tuning. Dynamic factorization and renormalization scales are adopted [44]. The associated uncertainties are estimated by varying

⁴The $\gamma\gamma$ and $\gamma\gamma+1$ parton processes are generated at NLO accuracy, while the $\gamma\gamma+2$ partons and $\gamma\gamma+3$ partons processes are generated at LO. Charm and bottom quarks are included in these matrix elements in the massless approximation.

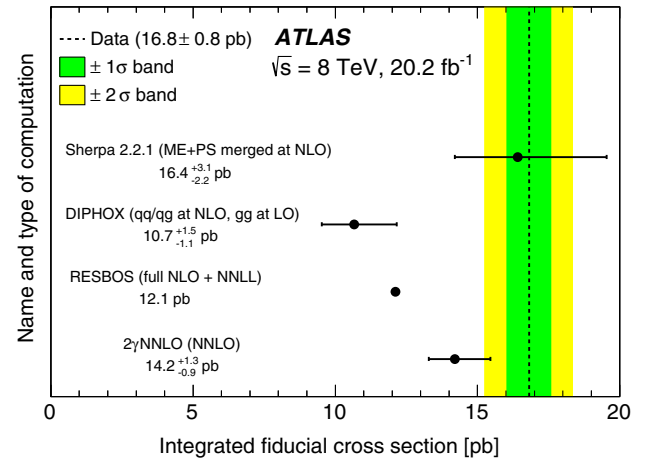


FIG. 3. Measured fiducial cross section compared to the predictions from SHERPA 2.2.1, DIPHOX, RESBOS and 2γ NNLO. The estimation of the uncertainties in the theoretical predictions are described in the text. Only the central value is shown for RESBOS. The green (yellow) band represents the one- (two-) standard deviation uncertainty, including both the statistical and systematic uncertainties in the measurement added in quadrature.

each by a factor of 2 up and down and retaining the largest variations. They range from 10% to 40% across the various regions, with typical values around 20%. The relative uncertainty in the integrated cross section is $^{+19}_{-13}$ %.

Figure 3 shows the comparison of the integrated fiducial cross-section measurement with the calculations described above. The NLO prediction from DIPHOX is 36% lower than the measured value, which corresponds to more than two standard deviations of both the experimental and theoretical uncertainties. The cross sections calculated with RESBOS and 2γ NNLO underestimate the experimental result by 28% and 16%, respectively. The prediction from SHERPA 2.2.1 is in agreement with the data.

The differential cross-section measurements are compared to the predictions in Figs. 4 and 5. Again, the predictions from SHERPA 2.2.1 are in agreement with the data for the differential distributions. The cross sections at large values of $|\cos\theta_{\eta}^*|$ and values of $m_{\gamma\gamma}$ between 100 and 500 GeV are slightly underestimated, although compatible within errors. The inclusion of soft-gluon resummation (RESBOS) or a parton shower (SHERPA 2.2.1) provides a correct description of regions of the phase space that are sensitive to infrared emissions, i.e. at low values of $p_{T,\gamma\gamma}$, a_T and ϕ_{η}^* or $\Delta\phi_{\gamma\gamma} \sim \pi$. Fixed-order calculations, instead, are not expected to give reliable predictions in these regions. Negative cross-section values are obtained with DIPHOX and 2γ NNLO in some cases. The turn-on behavior observed in $m_{\gamma\gamma}$ and located at about the sum of the minimum E_T required for each photon is fairly well reproduced by all the

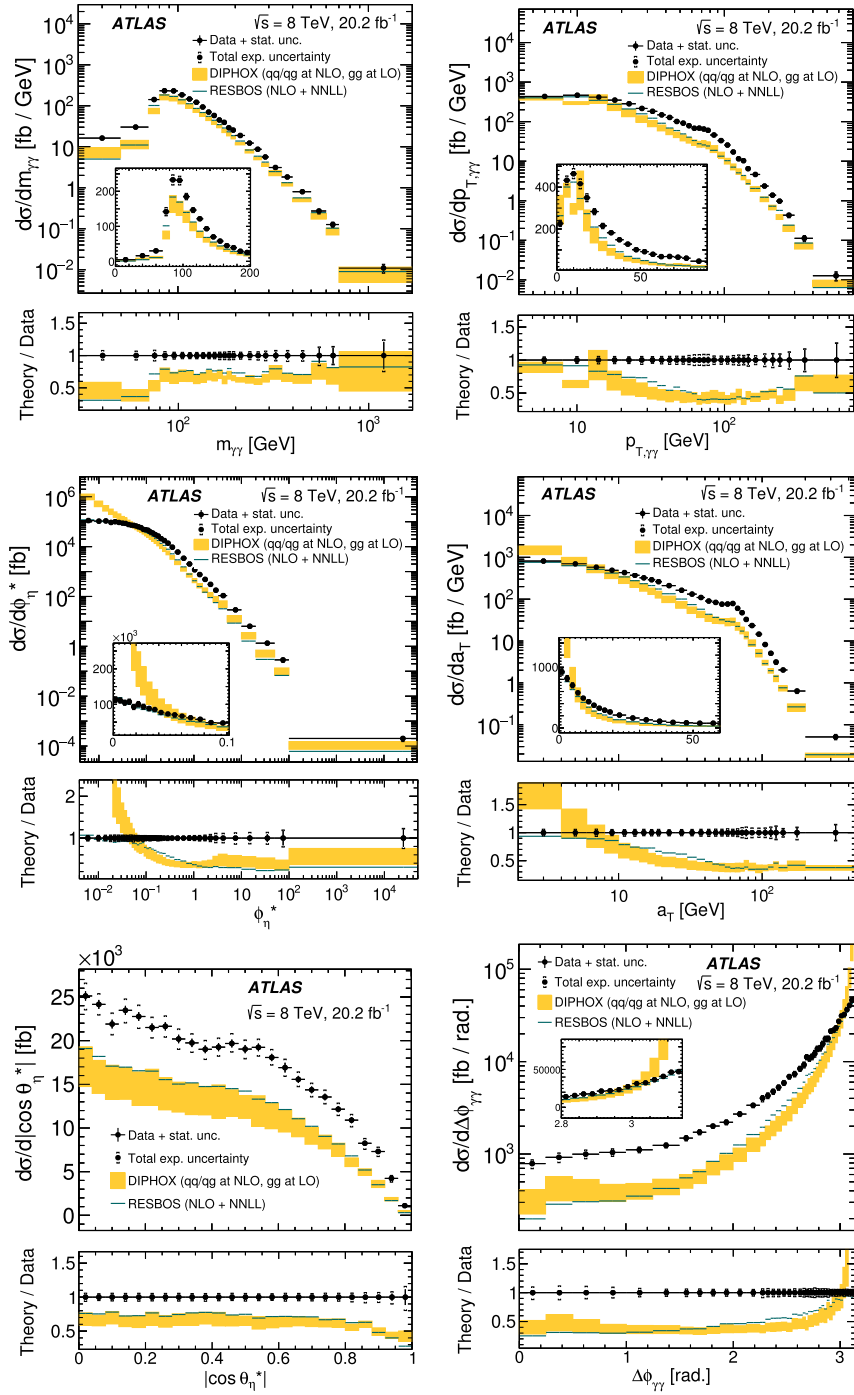


FIG. 4. Differential cross sections as functions of the various observables compared to the predictions from DIPHOX and RESBOS. At the bottom of each plot, the ratio of the prediction to the data is shown. The bars and bands around the data and theoretical predictions represent the statistical and systematic uncertainties, estimated as described in the text. Only the central values are shown for RESBOS. Negative cross-section values are obtained with DIPHOX in the first (last) bin of a_T and ϕ_η^* ($\Delta\phi_{\gamma\gamma}$) and therefore are not shown (see text).

predictions. The “shoulders” observed in $p_{T,\gamma\gamma}$ and a_T , induced by the requirements on the photon kinematics combined with radiative effects [62], are also well reproduced. In other regions of the phase space, disagreements

of up to a factor of 2 between the parton-level computations at NLO and the measurements are observed. The inclusion of NNLO corrections is not sufficient to reproduce the measurements.

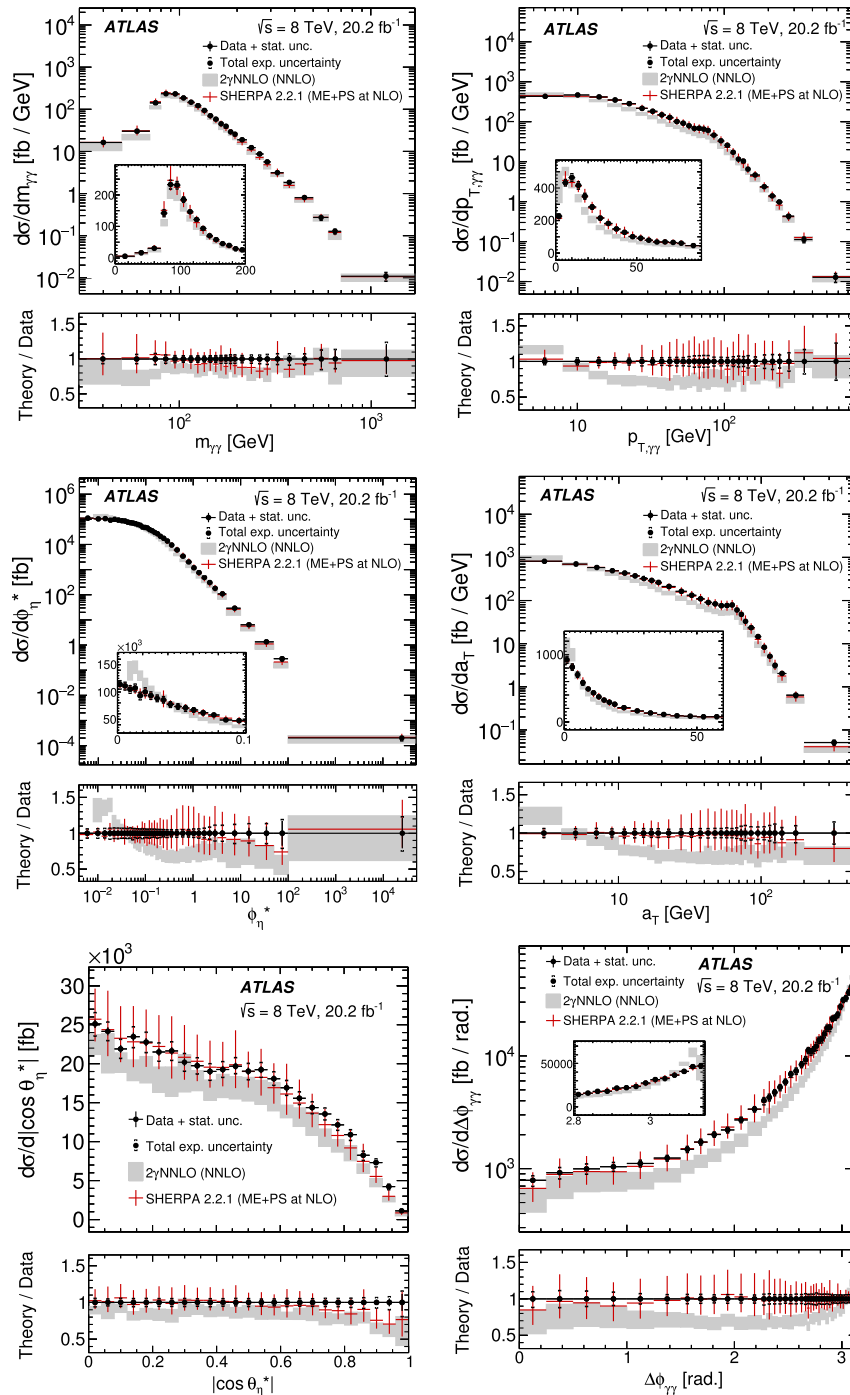


FIG. 5. Differential cross sections as functions of the various observables compared to the predictions from SHERPA 2.2.1 and $2\gamma\text{NNLO}$. At the bottom of each plot, the ratio of the prediction to the data is shown. The bars and bands around the data and theoretical predictions represent the statistical and systematic uncertainties, estimated as described in the text. Negative cross-section values are obtained with $2\gamma\text{NNLO}$ when varying the renormalization scale in the first two bins of ϕ_{η}^* and therefore are not shown (see text).

VIII. CONCLUSION

Measurements of the production cross section of two isolated photons in proton-proton collisions at a center-of-mass energy of $\sqrt{s} = 8$ TeV have been presented. The results use a data set of an integrated luminosity of 20.2 fb^{-1} recorded by the ATLAS detector at the LHC

in 2012. Events are considered in which the two photons with the highest transverse energies in the event are within the acceptance of the calorimeter ($|\eta^{\gamma}| < 1.37$ or $1.56 < |\eta^{\gamma}| < 2.37$) have transverse energies greater than 40 and 30 GeV, respectively, and an angular separation of $\Delta R_{\gamma\gamma} > 0.4$. The measurements are unfolded to particle

level imposing a maximum transverse isolation energy of 11 GeV within a cone of $\Delta R = 0.4$ for both photons.

The measured integrated cross section within the fiducial volume is 16.8 ± 0.8 pb. The uncertainties are dominated by systematic effects that have been reduced compared to the previous ATLAS measurement at $\sqrt{s} = 7$ TeV due to an improved method to estimate the background and improved corrections to the modeling of the calorimeter isolation variable in simulated samples. Predicted cross sections from fixed-order QCD calculations implemented in DIPHOX and RESBOS at next-to-leading order, and in 2γ NNLO at next-to-next-to-leading order, are about 36%, 28%, and 16% lower than the data, respectively. The relative errors associated to the predictions from DIPHOX (2γ NNLO) are 10%–15% (5%–10%).

Differential cross sections are measured as functions of six observables—the diphoton invariant mass, the absolute value of the cosine of the scattering angle with respect to the direction of the proton beams, the opening angle between the photons in the azimuthal plane, the diphoton transverse momentum and two related variables (a_T and ϕ_{η}^*)—with uncertainties typically below 5% per bin, reaching as high as 25% in a few bins with low numbers of data events. The effects of infrared emissions, probed precisely by measuring the cross section as functions of a_T and ϕ_{η}^* , are well reproduced by the inclusion of soft-gluon resummation at the next-to-next-to-leading-logarithm accuracy. However, in most parts of the phase space, the predictions above are unable to reproduce the data. The discrepancies can reach a factor of 2 in many regions, beyond the theoretical uncertainties, which are typically below 20%.

The predictions of a parton-level calculation of varying jet multiplicity up to NLO matched to a parton-shower algorithm in SHERPA 2.2.1 provide an improved description of the data compared to all the other computations considered in this paper and are in good agreement with the measurements, for both the integrated and differential cross sections.

ACKNOWLEDGMENTS

We thank CERN for the very successful operation of the LHC, as well as the support staff from our institutions

without whom ATLAS could not be operated efficiently. We acknowledge the support of ANPCyT, Argentina; YerPhI, Armenia; ARC, Australia; BMWFW and FWF, Austria; ANAS, Azerbaijan; SSTC, Belarus; CNPq and FAPESP, Brazil; NSERC, NRC and CFI, Canada; CERN; CONICYT, Chile; CAS, MOST and NSFC, China; COLCIENCIAS, Colombia; MSMT CR, MPO CR and VSC CR, Czech Republic; DNRF and DNSRC, Denmark; IN2P3-CNRS, CEA-DSM/IRFU, France; SRNSF, Georgia; BMBF, HGF, and MPG, Germany; GSRT, Greece; RGC, Hong Kong SAR, China; ISF, I-CORE and Benoziyo Center, Israel; INFN, Italy; MEXT and JSPS, Japan; CNRST, Morocco; NWO, Netherlands; RCN, Norway; MNiSW and NCN, Poland; FCT, Portugal; MNE/IFA, Romania; MES of Russia and NRC KI, Russian Federation; JINR; MESTD, Serbia; MSSR, Slovakia; ARRS and MIZŠ, Slovenia; DST/NRF, South Africa; MINECO, Spain; SRC and Wallenberg Foundation, Sweden; SERI, SNSF and Cantons of Bern and Geneva, Switzerland; MOST, Taiwan; TAEK, Turkey; STFC, United Kingdom; DOE and NSF, United States of America. In addition, individual groups and members have received support from BCKDF, the Canada Council, CANARIE, CRC, Compute Canada, FQRNT, and the Ontario Innovation Trust, Canada; EPLANET, ERC, ERDF, FP7, Horizon 2020 and Marie Skłodowska-Curie Actions, European Union; Investissements d’Avenir Labex and Idex, ANR, Région Auvergne and Fondation Partager le Savoir, France; DFG and AvH Foundation, Germany; Herakleitos, Thales and Aristeia programmes co-financed by EU-ESF and the Greek NSRF; BSF, GIF and Minerva, Israel; BRF, Norway; CERCA Programme Generalitat de Catalunya, Generalitat Valenciana, Spain; the Royal Society and Leverhulme Trust, United Kingdom. The crucial computing support from all WLCG partners is acknowledged gratefully, in particular from CERN, the ATLAS Tier-1 facilities at TRIUMF (Canada), NDGF (Denmark, Norway, Sweden), CC-IN2P3 (France), KIT/GridKA (Germany), INFN-CNAF (Italy), NL-T1 (Netherlands), PIC (Spain), ASGC (Taiwan), RAL (UK) and BNL (USA), the Tier-2 facilities worldwide and large non-WLCG resource providers. Major contributors of computing resources are listed in Ref. [63].

-
- [1] V. M. Abazov *et al.* (D0 Collaboration), Measurement of the differential cross sections for isolated direct photon pair production in $p\bar{p}$ collisions at $\sqrt{s} = 1.96$ TeV, *Phys. Lett. B* **725**, 6 (2013).
- [2] T. Aaltonen *et al.* (CDF Collaboration), Measurement of the Cross Section for Prompt Isolated Diphoton Production

- Using the Full CDF Run II Data Sample, *Phys. Rev. Lett.* **110**, 101801 (2013).
- [3] ATLAS Collaboration, Measurement of the isolated diphoton cross-section in pp collisions at $\sqrt{s} = 7$ TeV with the ATLAS detector, *Phys. Rev. D* **85**, 012003 (2012).

- [4] ATLAS Collaboration, Measurement of isolated-photon pair production in pp collisions at $\sqrt{s} = 7$ TeV with the ATLAS detector, *J. High Energy Phys.* **01** (2013) 086.
- [5] CMS Collaboration, Measurement of the production cross section for pairs of isolated photons in pp collisions at $\sqrt{s} = 7$ TeV, *J. High Energy Phys.* **01** (2012) 133.
- [6] CMS Collaboration, Measurement of differential cross sections for the production of a pair of isolated photons in pp collisions at $\sqrt{s} = 7$ TeV, *Eur. Phys. J. C* **74**, 3129 (2014).
- [7] ATLAS Collaboration, Measurement of Higgs boson production in the diphoton decay channel in pp collisions at center-of-mass energies of 7 and 8 TeV with the ATLAS detector, *Phys. Rev. D* **90**, 112015 (2014).
- [8] CMS Collaboration, Observation of the diphoton decay of the Higgs boson and measurement of its properties, *Eur. Phys. J. C* **74**, 3076 (2014).
- [9] ATLAS Collaboration, Search for resonances in diphoton events at $\sqrt{s} = 13$ TeV with the ATLAS detector, *J. High Energy Phys.* **09** (2016) 001.
- [10] CMS Collaboration, Search for Resonant Production of High-Mass Photon Pairs in Proton-Proton Collisions at $\sqrt{s} = 8$ and 13 TeV, *Phys. Rev. Lett.* **117**, 051802 (2016).
- [11] T. Binoth, J. P. Guillet, E. Pilon, and M. Werlen, A Full next-to-leading order study of direct photon pair production in hadronic collisions, *Eur. Phys. J. C* **16**, 311 (2000).
- [12] S. Catani, L. Cieri, D. de Florian, G. Ferrera, and M. Grazzini, Diphoton Production at Hadron Colliders: A Fully Differential QCD Calculation at NNLO, *Phys. Rev. Lett.* **108**, 072001 (2012), and we thank Leandro Cieri for his help in the generation of theoretical predictions using the $2\gamma_{\text{NNLO}}$ calculation.
- [13] J. M. Campbell, R. K. Ellis, Y. Li, and C. Williams, Predictions for diphoton production at the LHC through NNLO in QCD, *J. High Energy Phys.* **07** (2016) 148.
- [14] G. A. Ladinsky and C. P. Yuan, The Nonperturbative regime in QCD resummation for gauge boson production at hadron colliders, *Phys. Rev. D* **50**, R4239 (1994).
- [15] C. Balaza, E. Berger, P. Nadolsky, and C.-P. Yuan, All-orders resummation for diphoton production at hadron colliders, *Phys. Lett. B* **637**, 235 (2006).
- [16] C. Balaza, E. Berger, P. Nadolsky, and C.-P. Yuan, Calculation of prompt diphoton production cross sections at Tevatron and LHC energies, *Phys. Rev. D* **76**, 013009 (2007).
- [17] P. Nadolsky, C. Balaza, E. Berger, and C.-P. Yuan, Gluon-gluon contributions to the production of continuum diphoton pairs at hadron colliders, *Phys. Rev. D* **76**, 013008 (2007).
- [18] L. Cieri, F. Coradeschi, and D. de Florian, Diphoton production at hadron colliders: Transverse-momentum resummation at next-to-next-to-leading logarithmic accuracy, *J. High Energy Phys.* **06** (2015) 185.
- [19] M. Vesterinen and T. Wyatt, A novel technique for studying Z boson transverse momentum distribution at hadron colliders, *Nucl. Instrum. Methods Phys. Res., Sect. A* **602**, 432 (2009).
- [20] A. Banfi, S. Redford, M. Vesterinen, P. Waller, and T. Wyatt, Optimisation of variables for studying dilepton transverse momentum distributions at hadron colliders, *Eur. Phys. J. C* **71**, 1600 (2011).
- [21] J. C. Collins and D. E. Soper, Angular distribution of dileptons in high-energy hadron collisions, *Phys. Rev. D* **16**, 2219 (1977).
- [22] V. M. Abazov *et al.* (D0 Collaboration), Precise Study of the Z/γ^* Boson Transverse Momentum Distribution in $p\bar{p}$ Collisions Using a Novel Technique, *Phys. Rev. Lett.* **106**, 122001 (2011).
- [23] V. M. Abazov *et al.* (D0 Collaboration), Measurement of the ϕ_η^* distribution of muon pairs with masses between 30 and 500 GeV in 10.4 fb^{-1} of $p\bar{p}$ collisions, *Phys. Rev. D* **91**, 072002 (2015).
- [24] ATLAS Collaboration, Measurement of the transverse momentum and ϕ_η^* distributions of Drell-Yan lepton pairs in proton-proton collisions at $\sqrt{s} = 8$ TeV with the ATLAS detector, *Eur. Phys. J. C* **76**, 291 (2016).
- [25] ATLAS Collaboration, Measurements of fiducial and differential cross sections for Higgs boson production in the diphoton decay channel at $\sqrt{s} = 8$ TeV with ATLAS, *J. High Energy Phys.* **09** (2014) 112.
- [26] ATLAS Collaboration, The ATLAS Experiment at the CERN Large Hadron Collider, *J. Instrum.* **3**, S08003 (2008).
- [27] ATLAS Collaboration, Performance of the ATLAS Trigger System in 2010, *Eur. Phys. J. C* **72**, 1849 (2012).
- [28] ATLAS Collaboration, Performance of the ATLAS Electron and Photon Trigger in p-p Collisions at $\sqrt{s} = 7$ TeV in 2011, Report No. ATLAS-CONF-2012-048, 2012, <https://cds.cern.ch/record/1450089>.
- [29] ATLAS Collaboration, Luminosity determination in pp collisions at $\sqrt{s} = 8$ TeV using the ATLAS detector at the LHC, *Eur. Phys. J. C* **76**, 653 (2016).
- [30] ATLAS Collaboration, Measurement of the photon identification efficiencies with the ATLAS detector using LHC Run-1 data, *Eur. Phys. J. C* **76**, 666 (2016).
- [31] ATLAS Collaboration, Electron and photon energy calibration with the ATLAS detector using LHC Run 1 data, *Eur. Phys. J. C* **74**, 3071 (2014).
- [32] ATLAS and CMS Collaborations, Combined Measurement of the Higgs Boson Mass in pp Collisions at $\sqrt{s} = 7$ and 8 TeV with the ATLAS and CMS Experiments, *Phys. Rev. Lett.* **114**, 191803 (2015).
- [33] ATLAS Collaboration, Topological cell clustering in the ATLAS calorimeters and its performance in LHC Run 1, (2016), [arXiv:1603.02934](https://arxiv.org/abs/1603.02934).
- [34] M. Cacciari, G. P. Salam, and S. Sapeta, On the characterisation of the underlying event, *J. High Energy Phys.* **04** (2010) 065.
- [35] ATLAS Collaboration, Measurement of the inclusive isolated prompt photon cross section in pp collisions at $\sqrt{s} = 7$ TeV with the ATLAS detector, *Phys. Rev. D* **83**, 052005 (2011).
- [36] T. Gleisberg, S. Höche, F. Krauss, M. Schönherr, S. Schumann, F. Siegert, and J. Winter, Event generation with SHERPA 1.1, *J. High Energy Phys.* **02** (2009) 007.
- [37] T. Sjöstrand, S. Mrenna, and P. Z. Skands, A brief introduction to PYTHIA 8.1, *Comput. Phys. Commun.* **178**, 852 (2008).

- [38] P. Nason, A new method for combining NLO QCD with shower Monte Carlo algorithms, *J. High Energy Phys.* **11** (2004) 040.
- [39] S. Frixione, P. Nason, and C. Oleari, Matching NLO QCD computations with Parton Shower simulations: the POWHEG method, *J. High Energy Phys.* **11** (2007) 070.
- [40] S. Alioli, P. Nason, C. Oleari, and E. Re, A general framework for implementing NLO calculations in shower Monte Carlo programs: the POWHEG BOX, *J. High Energy Phys.* **06** (2010) 043.
- [41] H.-L. Lai, M. Guzzi, J. Huston, Z. Li, P. M. Nadolsky, J. Pumplin, and C.-P. Yuan, New parton distributions for collider physics, *Phys. Rev. D* **82**, 074024 (2010).
- [42] S. Schumann and F. Krauss, A Parton shower algorithm based on Catani-Seymour dipole factorisation, *J. High Energy Phys.* **03** (2008) 038.
- [43] S. Hoeche, F. Krauss, S. Schumann, and F. Siegert, QCD matrix elements and truncated showers, *J. High Energy Phys.* **05** (2009) 053.
- [44] F. Siegert, A practical guide to event generation for prompt photon production with Sherpa, *J. Phys. G* **44**, 044007 (2017).
- [45] J. Pumplin, D. R. Stump, J. Huston, H.-L. Lai, P. Nadolsky, and W.-K. Tung, New generation of parton distributions with uncertainties from global QCD analysis, *J. High Energy Phys.* **07** (2002) 012.
- [46] P. Golonka and Z. Was, PHOTOS Monte Carlo: A precision tool for QED corrections in Z and W decays, *Eur. Phys. J. C* **45**, 97 (2006).
- [47] ATLAS Collaboration, ATL-PHYS-PUB-2012-003, 2012, <https://cds.cern.ch/record/1474107>.
- [48] ATLAS Collaboration, The ATLAS simulation infrastructure, *Eur. Phys. J. C* **70**, 823 (2010).
- [49] S. Agostinelli *et al.*, GEANT4: A simulation toolkit, *Nucl. Instrum. Methods Phys. Res., Sect. A* **506**, 250 (2003).
- [50] ATLAS Collaboration, Measurement of the inclusive isolated prompt photon cross section in pp collisions at $\sqrt{s} = 7$ TeV with the ATLAS detector, *Phys. Rev. D* **83**, 052005 (2011).
- [51] K. S. Cranmer, Kernel estimation in high-energy physics, *Comput. Phys. Commun.* **136**, 198 (2001).
- [52] G. D'Agostini, A multidimensional unfolding method based on Bayes' theorem, *Nucl. Instrum. Methods Phys. Res., Sect. A* **362**, 487 (1995).
- [53] T. Adye, Unfolding algorithms and tests using RooUnfold, arXiv:1105.1160.
- [54] A complete set of tables with the full results are available at the Durham HepData repository, <https://hepdata.net>.
- [55] S. Frixione, Isolated photons in perturbative QCD, *Phys. Lett. B* **429**, 369 (1998).
- [56] J. R. Andersen *et al.*, Les Houches 2013: Physics at TeV Colliders: Standard Model Working Group Report, arXiv:1405.1067.
- [57] L. Cieri, Diphoton isolation studies, arXiv:1510.06873.
- [58] F. Krauss, R. Kuhn, and G. Soff, AMEGIC++ 1.0: A matrix element generator in C++, *J. High Energy Phys.* **02** (02) 044.
- [59] F. Cascioli and P. Maierhöfer and S. Pozzorini, Scattering Amplitudes with Open Loops, *Phys. Rev. Lett.* **108**, 111601 (2012).
- [60] S. Höche, F. Krauss, M. Schönherr, and F. Siegert, QCD matrix elements + parton showers: The NLO case, *J. High Energy Phys.* **04** (2013) 027.
- [61] R. D. Ball *et al.* (NNPDF Collaboration), Parton distributions for the LHC Run II, *J. High Energy Phys.* **04** (2015) 040.
- [62] T. Binoth, J. P. Guillet, E. Pilon, and M. Werlen, Beyond leading order effects in photon pair production at the Tevatron, *Phys. Rev. D* **63**, 114016 (2001).
- [63] ATLAS Collaboration, ATL-GEN-PUB-2016-002, 2016, <https://cds.cern.ch/record/2202407>.

M. Aaboud,^{137d} G. Aad,⁸⁸ B. Abbott,¹¹⁵ J. Abdallah,⁸ O. Abdinov,^{12,a} B. Abeloos,¹¹⁹ S. H. Abidi,¹⁶¹ O. S. AbouZeid,¹³⁹ N. L. Abraham,¹⁵¹ H. Abramowicz,¹⁵⁵ H. Abreu,¹⁵⁴ R. Abreu,¹¹⁸ Y. Abulaiti,^{148a,148b} B. S. Acharya,^{167a,167b,b} S. Adachi,¹⁵⁷ L. Adamczyk,^{41a} J. Adelman,¹¹⁰ M. Adersberger,¹⁰² T. Adye,¹³³ A. A. Affolder,¹³⁹ T. Agatonovic-Jovin,¹⁴ C. Agheorghiesei,^{28c} J. A. Aguilar-Saavedra,^{128a,128f} S. P. Ahlen,²⁴ F. Ahmadov,^{68,c} G. Aielli,^{135a,135b} S. Akatsuka,⁷¹ H. Akerstedt,^{148a,148b} T. P. A. Åkesson,⁸⁴ A. V. Akimov,⁹⁸ G. L. Alberghi,^{22a,22b} J. Albert,¹⁷² P. Albicocco,⁵⁰ M. J. Alconada Verzini,⁷⁴ M. Aleksa,³² I. N. Aleksandrov,⁶⁸ C. Alexa,^{28b} G. Alexander,¹⁵⁵ T. Alexopoulos,¹⁰ M. Alhroob,¹¹⁵ B. Ali,¹³⁰ M. Aliev,^{76a,76b} G. Alimonti,^{94a} J. Alison,³³ S. P. Alkire,³⁸ B. M. M. Allbrooke,¹⁵¹ B. W. Allen,¹¹⁸ P. P. Allport,¹⁹ A. Aloisio,^{106a,106b} A. Alonso,³⁹ F. Alonso,⁷⁴ C. Alpigiani,¹⁴⁰ A. A. Alshehri,⁵⁶ M. Alstaty,⁸⁸ B. Alvarez Gonzalez,³² D. Álvarez Piqueras,¹⁷⁰ M. G. Alviggi,^{106a,106b} B. T. Amadio,¹⁶ Y. Amaral Coutinho,^{26a} C. Amelung,²⁵ D. Amidei,⁹² S. P. Amor Dos Santos,^{128a,128c} A. Amorim,^{128a,128b} S. Amoroso,³² G. Amundsen,²⁵ C. Anastopoulos,¹⁴¹ L. S. Ancu,⁵² N. Andari,¹⁹ T. Andeen,¹¹ C. F. Anders,^{60b} J. K. Anders,⁷⁷ K. J. Anderson,³³ A. Andreazza,^{94a,94b} V. Andrei,^{60a} S. Angelidakis,⁹ I. Angelozzi,¹⁰⁹ A. Angerami,³⁸ A. V. Anisenkov,^{111,d} N. Anjos,¹³ A. Annovi,^{126a,126b} C. Antel,^{60a} M. Antonelli,⁵⁰ A. Antonov,^{100,a} D. J. Antrim,¹⁶⁶ F. Anulli,^{134a} M. Aoki,⁶⁹ L. Aperio Bella,³² G. Arabidze,⁹³ Y. Arai,⁶⁹ J. P. Araque,^{128a} V. Araujo Ferraz,^{26a} A. T. H. Arce,⁴⁸ R. E. Ardell,⁸⁰ F. A. Arduh,⁷⁴ J.-F. Arguin,⁹⁷ S. Argyropoulos,⁶⁶ M. Arik,^{20a} A. J. Armbruster,¹⁴⁵ L. J. Armitage,⁷⁹ O. Arnaez,¹⁶¹ H. Arnold,⁵¹ M. Arratia,³⁰ O. Arslan,²³ A. Artamonov,⁹⁹ G. Artoni,¹²² S. Artz,⁸⁶ S. Asai,¹⁵⁷ N. Asbah,⁴⁵ A. Ashkenazi,¹⁵⁵ L. Asquith,¹⁵¹ K. Assamagan,²⁷ R. Astalos,^{146a}

- M. Atkinson,¹⁶⁹ N. B. Atlay,¹⁴³ K. Augsten,¹³⁰ G. Avolio,³² B. Axen,¹⁶ M. K. Ayoub,¹¹⁹ G. Azuelos,^{97,e} A. E. Baas,^{60a}
M. J. Baca,¹⁹ H. Bachacou,¹³⁸ K. Bachas,^{76a,76b} M. Backes,¹²² M. Backhaus,³² P. Bagnaia,^{134a,134b} H. Bahrasemani,¹⁴⁴
J. T. Baines,¹³³ M. Bajic,³⁹ O. K. Baker,¹⁷⁹ E. M. Baldin,^{111,d} P. Balek,¹⁷⁵ F. Balli,¹³⁸ W. K. Balunas,¹²⁴ E. Banas,⁴²
Sw. Banerjee,^{176,f} A. A. E. Bannoura,¹⁷⁸ L. Barak,³² E. L. Barberio,⁹¹ D. Barberis,^{53a,53b} M. Barbero,⁸⁸ T. Barillari,¹⁰³
M-S Barisits,³² T. Barklow,¹⁴⁵ N. Barlow,³⁰ S. L. Barnes,^{36c} B. M. Barnett,¹³³ R. M. Barnett,¹⁶ Z. Barnovska-Blenessy,^{36a}
A. Baroncelli,^{136a} G. Barone,²⁵ A. J. Barr,¹²² L. Barranco Navarro,¹⁷⁰ F. Barreiro,⁸⁵ J. Barreiro Guimarães da Costa,^{35a}
R. Bartoldus,¹⁴⁵ A. E. Barton,⁷⁵ P. Bartos,^{146a} A. Basalaeu,¹²⁵ A. Bassalat,^{119,g} R. L. Bates,⁵⁶ S. J. Batista,¹⁶¹ J. R. Batley,³⁰
M. Battaglia,¹³⁹ M. Bauce,^{134a,134b} F. Bauer,¹³⁸ H. S. Bawa,^{145,h} J. B. Beacham,¹¹³ M. D. Beattie,⁷⁵ T. Beau,⁸³
P. H. Beauchemin,¹⁶⁵ P. Bechtel,²³ H. P. Beck,^{18,i} K. Becker,¹²² M. Becker,⁸⁶ M. Beckingham,¹⁷³ C. Becot,¹¹²
A. J. Beddall,^{20e} A. Beddall,^{20b} V. A. Bednyakov,⁶⁸ M. Bedognetti,¹⁰⁹ C. P. Bee,¹⁵⁰ T. A. Beermann,³² M. Begalli,^{26a}
M. Begel,²⁷ J. K. Behr,⁴⁵ A. S. Bell,⁸¹ G. Bella,¹⁵⁵ L. Bellagamba,^{22a} A. Bellerive,³¹ M. Bellomo,¹⁵⁴ K. Belotskiy,¹⁰⁰
O. Beltramello,³² N. L. Belyaev,¹⁰⁰ O. Benary,^{155,a} D. Benchekroun,^{137a} M. Bender,¹⁰² K. Bendtz,^{148a,148b} N. Benekos,¹⁰
Y. Benhammou,¹⁵⁵ E. Benhar Noccioli,¹⁷⁹ J. Benitez,⁶⁶ D. P. Benjamin,⁴⁸ M. Benoit,⁵² J. R. Bensinger,²⁵ S. Bentvelsen,¹⁰⁹
L. Beresford,¹²² M. Beretta,⁵⁰ D. Berge,¹⁰⁹ E. Bergeaas Kuutmann,¹⁶⁸ N. Berger,⁵ J. Beringer,¹⁶ S. Berlendis,⁵⁸
N. R. Bernard,⁸⁹ G. Bernardi,⁸³ C. Bernius,¹⁴⁵ F. U. Bernlochner,²³ T. Berry,⁸⁰ P. Berta,¹³¹ C. Bertella,^{35a} G. Bertoli,^{148a,148b}
F. Bertolucci,^{126a,126b} I. A. Bertram,⁷⁵ C. Bertsche,⁴⁵ D. Bertsche,¹¹⁵ G. J. Besjes,³⁹ O. Bessidskaia Bylund,^{148a,148b}
M. Bessner,⁴⁵ N. Besson,¹³⁸ C. Betancourt,⁵¹ A. Bethani,⁸⁷ S. Bethke,¹⁰³ A. J. Bevan,⁷⁹ J. Beyer,¹⁰³ R. M. Bianchi,¹²⁷
O. Biebel,¹⁰² D. Biedermann,¹⁷ R. Bielski,⁸⁷ N. V. Biesuz,^{126a,126b} M. Biglietti,^{136a} J. Bilbao De Mendizabal,⁵²
T. R. V. Billoud,⁹⁷ H. Bilokon,⁵⁰ M. Bindi,⁵⁷ A. Bingul,^{20b} C. Bini,^{134a,134b} S. Biondi,^{22a,22b} T. Bisanz,⁵⁷ C. Bittrich,⁴⁷
D. M. Bjergaard,⁴⁸ C. W. Black,¹⁵² J. E. Black,¹⁴⁵ K. M. Black,²⁴ R. E. Blair,⁶ T. Blazek,^{146a} I. Bloch,⁴⁵ C. Blocker,²⁵
A. Blue,⁵⁶ W. Blum,^{86,a} U. Blumenschein,⁷⁹ S. Blunier,^{34a} G. J. Bobbink,¹⁰⁹ V. S. Bobrovnikov,^{111,d} S. S. Bocchetta,⁸⁴
A. Bocci,⁴⁸ C. Bock,¹⁰² M. Boehler,⁵¹ D. Boerner,¹⁷⁸ D. Bogavac,¹⁰² A. G. Bogdanchikov,¹¹¹ C. Bohm,^{148a} V. Boisvert,⁸⁰
P. Bokan,^{168,j} T. Bold,^{41a} A. S. Boldyrev,¹⁰¹ A. E. Bolz,^{60b} M. Bomben,⁸³ M. Bona,⁷⁹ M. Boonekamp,¹³⁸ A. Borisov,¹³²
G. Borissov,⁷⁵ J. Bortfeldt,³² D. Bortoletto,¹²² V. Bortolotto,^{62a,62b,62c} D. Boscherini,^{22a} M. Bosman,¹³ J. D. Bossio Sola,²⁹
J. Boudreau,¹²⁷ J. Bouffard,² E. V. Bouhova-Thacker,⁷⁵ D. Boumediene,³⁷ C. Bourdarios,¹¹⁹ S. K. Boutle,⁵⁶ A. Boveia,¹¹³
J. Boyd,³² I. R. Boyko,⁶⁸ J. Bracinik,¹⁹ A. Brandt,⁸ G. Brandt,⁵⁷ O. Brandt,^{60a} U. Bratzler,¹⁵⁸ B. Brau,⁸⁹ J. E. Brau,¹¹⁸
W. D. Breaden Madden,⁵⁶ K. Brendlinger,⁴⁵ A. J. Brennan,⁹¹ L. Brenner,¹⁰⁹ R. Brenner,¹⁶⁸ S. Bressler,¹⁷⁵ D. L. Briglin,¹⁹
T. M. Bristow,⁴⁹ D. Britton,⁵⁶ D. Britzger,⁴⁵ F. M. Brochu,³⁰ I. Brock,²³ R. Brock,⁹³ G. Brooijmans,³⁸ T. Brooks,⁸⁰
W. K. Brooks,^{34b} J. Brosamer,¹⁶ E. Brost,¹¹⁰ J. H. Broughton,¹⁹ P. A. Bruckman de Renstrom,⁴² D. Bruncko,^{146b} A. Bruni,^{22a}
G. Bruni,^{22a} L. S. Bruni,¹⁰⁹ B. H. Brunt,³⁰ M. Bruschi,^{22a} N. Bruscinò,²³ P. Bryant,³³ L. Bryngemark,⁴⁵ T. Buanes,¹⁵
Q. Buat,¹⁴⁴ P. Buchholz,¹⁴³ A. G. Buckley,⁵⁶ I. A. Budagov,⁶⁸ F. Buehrer,⁵¹ M. K. Bugge,¹²¹ O. Bulekov,¹⁰⁰ D. Bullock,⁸
T. J. Burch,¹¹⁰ H. Burckhart,³² S. Burdin,⁷⁷ C. D. Burgard,⁵¹ A. M. Burger,⁵ B. Burghgrave,¹¹⁰ K. Burka,⁴² S. Burke,¹³³
I. Burmeister,⁴⁶ J. T. P. Burr,¹²² E. Busato,³⁷ D. Büscher,⁵¹ V. Büscher,⁸⁶ P. Bussey,⁵⁶ J. M. Butler,²⁴ C. M. Buttar,⁵⁶
J. M. Butterworth,⁸¹ P. Butti,³² W. Buttinger,²⁷ A. Buzatu,^{35c} A. R. Buzykaev,^{111,d} S. Cabrera Urbán,¹⁷⁰ D. Caforio,¹³⁰
V. M. Cairo,^{40a,40b} O. Cakir,^{4a} N. Calace,⁵² P. Calafiura,¹⁶ A. Calandri,⁸⁸ G. Calderini,⁸³ P. Calfayan,⁶⁴ G. Callea,^{40a,40b}
L. P. Caloba,^{26a} S. Calvente Lopez,⁸⁵ D. Calvet,³⁷ S. Calvet,³⁷ T. P. Calvet,⁸⁸ R. Camacho Toro,³³ S. Camarda,³²
P. Camarri,^{135a,135b} D. Cameron,¹²¹ R. Caminal Armadans,¹⁶⁹ C. Camincher,⁵⁸ S. Campana,³² M. Campanelli,⁸¹
A. Camplani,^{94a,94b} A. Campoverde,¹⁴³ V. Canale,^{106a,106b} M. Cano Bret,^{36c} J. Cantero,¹¹⁶ T. Cao,¹⁵⁵
M. D. M. Capeans Garrido,³² I. Caprini,^{28b} M. Caprini,^{28b} M. Capua,^{40a,40b} R. M. Carbone,³⁸ R. Cardarelli,^{135a} F. Cardillo,⁵¹
I. Carli,¹³¹ T. Carli,³² G. Carlino,^{106a} B. T. Carlson,¹²⁷ L. Carminati,^{94a,94b} R. M. D. Carney,^{148a,148b} S. Caron,¹⁰⁸
E. Carquin,^{34b} S. Carrá,^{94a,94b} G. D. Carrillo-Montoya,³² J. Carvalho,^{128a,128c} D. Casadei,¹⁹ M. P. Casado,^{13,k} M. Casolino,¹³
D. W. Casper,¹⁶⁶ R. Castelijns,¹⁰⁹ V. Castillo Gimenez,¹⁷⁰ N. F. Castro,^{128a,l} A. Catinaccio,³² J. R. Catmore,¹²¹ A. Cattai,³²
J. Caudron,²³ V. Cavaliere,¹⁶⁹ E. Cavallaro,¹³ D. Cavalli,^{94a} M. Cavalli-Sforza,¹³ V. Cavasinni,^{126a,126b} E. Celebi,^{20a}
F. Ceradini,^{136a,136b} L. Cerda Alberich,¹⁷⁰ A. S. Cerqueira,^{26b} A. Cerri,¹⁵¹ L. Cerrito,^{135a,135b} F. Cerutti,¹⁶ A. Cervelli,¹⁸
S. A. Cetin,^{20d} A. Chafaq,^{137a} D. Chakraborty,¹¹⁰ S. K. Chan,⁵⁹ W. S. Chan,¹⁰⁹ Y. L. Chan,^{62a} P. Chang,¹⁶⁹ J. D. Chapman,³⁰
D. G. Charlton,¹⁹ C. C. Chau,¹⁶¹ C. A. Chavez Barajas,¹⁵¹ S. Che,¹¹³ S. Cheatham,^{167a,167c} A. Chegwidan,⁹³ S. Chekanov,⁶
S. V. Chekulaev,^{163a} G. A. Chelkov,^{68,m} M. A. Chelstowska,³² C. Chen,⁶⁷ H. Chen,²⁷ S. Chen,^{35b} S. Chen,¹⁵⁷ X. Chen,^{35c,n}
Y. Chen,⁷⁰ H. C. Cheng,⁹² H. J. Cheng,^{35a} A. Cheplakov,⁶⁸ E. Cheremushkina,¹³² R. Cherkaoui El Moursli,^{137e}
V. Chernyatin,^{27,a} E. Cheu,⁷ L. Chevalier,¹³⁸ V. Chiarella,⁵⁰ G. Chiarelli,^{126a,126b} G. Chiodini,^{76a} A. S. Chisholm,³²

A. Chitan,^{28b} Y. H. Chiu,¹⁷² M. V. Chizhov,⁶⁸ K. Choi,⁶⁴ A. R. Chomont,³⁷ S. Chouridou,¹⁵⁶ V. Christodoulou,⁸¹
D. Chromek-Burckhart,³² M. C. Chu,^{62a} J. Chudoba,¹²⁹ A. J. Chuinard,⁹⁰ J. J. Chwastowski,⁴² L. Chytka,¹¹⁷ A. K. Ciftci,^{4a}
D. Cinca,⁴⁶ V. Cindro,⁷⁸ I. A. Cioara,²³ C. Ciocca,^{22a,22b} A. Ciochio,¹⁶ F. Ciroto,^{106a,106b} Z. H. Citron,¹⁷⁵ M. Citterio,^{94a}
M. Ciubancan,^{28b} A. Clark,⁵² B. L. Clark,⁵⁹ M. R. Clark,³⁸ P. J. Clark,⁴⁹ R. N. Clarke,¹⁶ C. Clement,^{148a,148b} Y. Coadou,⁸⁸
M. Cobal,^{167a,167c} A. Cocco, ⁵² J. Cochran,⁶⁷ L. Colasurdo,¹⁰⁸ B. Cole,³⁸ A. P. Colijn,¹⁰⁹ J. Collot,⁵⁸ T. Colombo,¹⁶⁶
P. Conde Muiño,^{128a,128b} E. Coniavitis,⁵¹ S. H. Connell,^{147b} I. A. Connelly,⁸⁷ S. Constantinescu,^{28b} G. Conti,³²
F. Conventi,^{106a,o} M. Cooke,¹⁶ A. M. Cooper-Sarkar,¹²² F. Cormier,¹⁷¹ K. J. R. Cormier,¹⁶¹ M. Corradi,^{134a,134b}
F. Corriveau,^{90,p} A. Cortes-Gonzalez,³² G. Cortiana,¹⁰³ G. Costa,^{94a} M. J. Costa,¹⁷⁰ D. Costanzo,¹⁴¹ G. Cottin,³⁰ G. Cowan,⁸⁰
B. E. Cox,⁸⁷ K. Cranmer,¹¹² S. J. Crawley,⁵⁶ R. A. Creager,¹²⁴ G. Cree,³¹ S. Crépe-Renaudin,⁵⁸ F. Crescioli,⁸³
W. A. Cribbs,^{148a,148b} M. Cristinziani,²³ V. Croft,¹⁰⁸ G. Crosetti,^{40a,40b} A. Cueto,⁸⁵ T. Cuhadar Donszelmann,¹⁴¹
A. R. Cukierman,¹⁴⁵ J. Cummings,¹⁷⁹ M. Curatolo,⁵⁰ J. Cúth,⁸⁶ H. Czirr,¹⁴³ P. Czodrowski,³² G. D'amen,^{22a,22b} S. D'Auria,⁵⁶
L. D'eraimo,⁸³ M. D'Onofrio,⁷⁷ M. J. Da Cunha Sargedas De Sousa,^{128a,128b} C. Da Via,⁸⁷ W. Dabrowski,^{41a} T. Dado,^{146a}
T. Dai,⁹² O. Dale,¹⁵ F. Dallaire,⁹⁷ C. Dallapiccola,⁸⁹ M. Dam,³⁹ J. R. Dandoy,¹²⁴ M. F. Daneri,²⁹ N. P. Dang,¹⁷⁶
A. C. Daniells,¹⁹ N. S. Dann,⁸⁷ M. Danninger,¹⁷¹ M. Dano Hoffmann,¹³⁸ V. Dao,¹⁵⁰ G. Darbo,^{53a} S. Darmora,⁸ J. Dassoulas,³
A. Dattagupta,¹¹⁸ T. Daubney,⁴⁵ W. Davey,²³ C. David,⁴⁵ T. Davidek,¹³¹ M. Davies,¹⁵⁵ D. R. Davis,⁴⁸ P. Davison,⁸¹
E. Dawe,⁹¹ I. Dawson,¹⁴¹ K. De,⁸ R. de Asmundis,^{106a} A. De Benedetti,¹¹⁵ S. De Castro,^{22a,22b} S. De Cecco,⁸³
N. De Groot,¹⁰⁸ P. de Jong,¹⁰⁹ H. De la Torre,⁹³ F. De Lorenzi,⁶⁷ A. De Maria,⁵⁷ D. De Pedis,^{134a} A. De Salvo,^{134a}
U. De Sanctis,^{135a,135b} A. De Santo,¹⁵¹ K. De Vasconcelos Corga,⁸⁸ J. B. De Vivie De Regie,¹¹⁹ W. J. Dearnaley,⁷⁵
R. Debbe,²⁷ C. Debenedetti,¹³⁹ D. V. Dedovich,⁶⁸ N. Dehghanian,³ I. Deigaard,¹⁰⁹ M. Del Gaudio,^{40a,40b} J. Del Peso,⁸⁵
T. Del Prete,^{126a,126b} D. Delgove,¹¹⁹ F. Deliot,¹³⁸ C. M. Delitzsch,⁵² A. Dell'Acqua,³² L. Dell'Asta,²⁴ M. Dell'Orso,^{126a,126b}
M. Della Pietra,^{106a,106b} D. della Volpe,⁵² M. Delmastro,⁵ C. Delporte,¹¹⁹ P. A. Delsart,⁵⁸ D. A. DeMarco,¹⁶¹ S. Demers,¹⁷⁹
M. Demichev,⁶⁸ A. Demilly,⁸³ S. P. Denisov,¹³² D. Denysiuk,¹³⁸ D. Derendarz,⁴² J. E. Derkaoui,^{137d} F. Derue,⁸³ P. Dervan,⁷⁷
K. Desch,²³ C. Deterre,⁴⁵ K. Dette,⁴⁶ M. R. Devesa,²⁹ P. O. Deviveiros,³² A. Dewhurst,¹³³ S. Dhaliwal,²⁵ F. A. Di Bello,⁵²
A. Di Ciaccio,^{135a,135b} L. Di Ciaccio,⁵ W. K. Di Clemente,¹²⁴ C. Di Donato,^{106a,106b} A. Di Girolamo,³² B. Di Girolamo,³²
B. Di Micco,^{136a,136b} R. Di Nardo,³² K. F. Di Petrillo,⁵⁹ A. Di Simone,⁵¹ R. Di Sipio,¹⁶¹ D. Di Valentino,³¹ C. Diaconu,⁸⁸
M. Diamond,¹⁶¹ F. A. Dias,³⁹ M. A. Diaz,^{34a} E. B. Diehl,⁹² J. Dietrich,¹⁷ S. Díez Cornell,⁴⁵ A. Dimitrievska,¹⁴
J. Dingfelder,²³ P. Dita,^{28b} S. Dita,^{28b} F. Dittus,³² F. Djama,⁸⁸ T. Djobava,^{54b} J. I. Djuvsland,^{60a} M. A. B. do Vale,^{26c}
D. Dobos,³² M. Dobre,^{28b} C. Doglioni,⁸⁴ J. Dolejsi,¹³¹ Z. Dolezal,¹³¹ M. Donadelli,^{26d} S. Donati,^{126a,126b} P. Dondero,^{123a,123b}
J. Donini,³⁷ J. Dopke,¹³³ A. Doria,^{106a} M. T. Dova,⁷⁴ A. T. Doyle,⁵⁶ E. Drechsler,⁵⁷ M. Dris,¹⁰ Y. Du,^{36b}
J. Duarte-Camperderros,¹⁵⁵ A. Dubreuil,⁵² E. Duchovni,¹⁷⁵ G. Duckeck,¹⁰² A. Ducourthial,⁸³ O. A. Ducu,^{97,q} D. Duda,¹⁰⁹
A. Dudarev,³² A. Chr. Dudder,⁸⁶ E. M. Duffield,¹⁶ L. Dufлот,¹¹⁹ M. Dürrsen,³² M. Dumancic,¹⁷⁵ A. E. Dumitriu,^{28b}
A. K. Duncan,⁵⁶ M. Dunford,^{60a} H. Duran Yildiz,^{4a} M. Düren,⁵⁵ A. Durglishvili,^{54b} D. Duschinger,⁴⁷ B. Dutta,⁴⁵
M. Dyndal,⁴⁵ C. Eckardt,⁴⁵ K. M. Ecker,¹⁰³ R. C. Edgar,⁹² T. Eifert,³² G. Eigen,¹⁵ K. Einsweiler,¹⁶ T. Ekelof,¹⁶⁸
M. El Kacimi,^{137c} R. El Kosseifi,⁸⁸ V. Ellajosyula,⁸⁸ M. Ellert,¹⁶⁸ S. Elles,⁵ F. Ellinghaus,¹⁷⁸ A. A. Elliot,¹⁷² N. Ellis,³²
J. Elmsheuser,²⁷ M. Elsing,³² D. Emeliyanov,¹³³ Y. Enari,¹⁵⁷ O. C. Endner,⁸⁶ J. S. Ennis,¹⁷³ J. Erdmann,⁴⁶ A. Ereditato,¹⁸
G. Ernis,¹⁷⁸ M. Ernst,²⁷ S. Errede,¹⁶⁹ M. Escalier,¹¹⁹ C. Escobar,¹²⁷ B. Esposito,⁵⁰ O. Estrada Pastor,¹⁷⁰ A. I. Etiennevre,¹³⁸
E. Etzion,¹⁵⁵ H. Evans,⁶⁴ A. Ezhilov,¹²⁵ M. Ezzi,^{137e} F. Fabbri,^{22a,22b} L. Fabbri,^{22a,22b} G. Facini,³³ R. M. Fakhruddinov,¹³²
S. Falciano,^{134a} R. J. Falla,⁸¹ J. Faltova,³² Y. Fang,^{35a} M. Fanti,^{94a,94b} A. Farbin,⁸ A. Farilla,^{136a} C. Farina,¹²⁷
E. M. Farina,^{123a,123b} T. Farooque,⁹³ S. Farrell,¹⁶ S. M. Farrington,¹⁷³ P. Farthouat,³² F. Fassi,^{137e} P. Fassnacht,³²
D. Fassouliotis,⁹ M. Fauci Giannelli,⁸⁰ A. Favareto,^{53a,53b} W. J. Fawcett,¹²² L. Fayard,¹¹⁹ O. L. Fedin,^{125,r} W. Fedorko,¹⁷¹
S. Feigl,¹²¹ L. Feligioni,⁸⁸ C. Feng,^{36b} E. J. Feng,³² H. Feng,⁹² M. J. Fenton,⁵⁶ A. B. Fenyuk,¹³² L. Feremenga,⁸
P. Fernandez Martinez,¹⁷⁰ S. Fernandez Perez,¹³ J. Ferrando,⁴⁵ A. Ferrari,¹⁶⁸ P. Ferrari,¹⁰⁹ R. Ferrari,^{123a}
D. E. Ferreira de Lima,^{60b} A. Ferrer,¹⁷⁰ D. Ferrere,⁵² C. Ferretti,⁹² F. Fiedler,⁸⁶ A. Filipčič,⁷⁸ M. Filipuzzi,⁴⁵ F. Filthaut,¹⁰⁸
M. Fincke-Keeler,¹⁷² K. D. Finelli,¹⁵² M. C. N. Fiolhais,^{128a,128c,s} L. Fiorini,¹⁷⁰ A. Fischer,² C. Fischer,¹³ J. Fischer,¹⁷⁸
W. C. Fisher,⁹³ N. Flaschel,⁴⁵ I. Fleck,¹⁴³ P. Fleischmann,⁹² R. R. M. Fletcher,¹²⁴ T. Flick,¹⁷⁸ B. M. Flierl,¹⁰²
L. R. Flores Castillo,^{62a} M. J. Flowerdew,¹⁰³ G. T. Forcolin,⁸⁷ A. Formica,¹³⁸ F. A. Förster,¹³ A. Forti,⁸⁷ A. G. Foster,¹⁹
D. Fournier,¹¹⁹ H. Fox,⁷⁵ S. Fracchia,¹⁴¹ P. Francavilla,⁸³ M. Franchini,^{22a,22b} S. Franchino,^{60a} D. Francis,³² L. Franconi,¹²¹
M. Franklin,⁵⁹ M. Frate,¹⁶⁶ M. Fraternali,^{123a,123b} D. Freeborn,⁸¹ S. M. Fressard-Batraneanu,³² B. Freund,⁹⁷ D. Froidevaux,³²
J. A. Frost,¹²² C. Fukunaga,¹⁵⁸ T. Fusayasu,¹⁰⁴ J. Fuster,¹⁷⁰ C. Gabaldon,⁵⁸ O. Gabizon,¹⁵⁴ A. Gabrielli,^{22a,22b} A. Gabrielli,¹⁶

G. P. Gach,^{41a} S. Gadatsch,³² S. Gadomski,⁸⁰ G. Gagliardi,^{53a,53b} L. G. Gagnon,⁹⁷ C. Galea,¹⁰⁸ B. Galhardo,^{128a,128c}
 E. J. Gallas,¹²² B. J. Gallop,¹³³ P. Gallus,¹³⁰ G. Galster,³⁹ K. K. Gan,¹¹³ S. Ganguly,³⁷ Y. Gao,⁷⁷ Y. S. Gao,^{145,h}
 F. M. Garay Walls,⁴⁹ C. García,¹⁷⁰ J. E. García Navarro,¹⁷⁰ M. Garcia-Sciveres,¹⁶ R. W. Gardner,³³ N. Garelli,¹⁴⁵
 V. Garonne,¹²¹ A. Gascon Bravo,⁴⁵ K. Gasnikova,⁴⁵ C. Gatti,⁵⁰ A. Gaudiello,^{53a,53b} G. Gaudio,^{123a} I. L. Gavrilenko,⁹⁸
 C. Gay,¹⁷¹ G. Gaycken,²³ E. N. Gazis,¹⁰ C. N. P. Gee,¹³³ J. Geisen,⁵⁷ M. Geisen,⁸⁶ M. P. Geisler,^{60a} K. Gellerstedt,^{148a,148b}
 C. Gemme,^{53a} M. H. Genest,⁵⁸ C. Geng,⁹² S. Gentile,^{134a,134b} C. Gentsos,¹⁵⁶ S. George,⁸⁰ D. Gerbaudo,¹³ A. Gershon,¹⁵⁵
 G. Geßner,⁴⁶ S. Ghasemi,¹⁴³ M. Ghneimat,²³ B. Giacobbe,^{22a} S. Giagu,^{134a,134b} P. Giannetti,^{126a,126b} S. M. Gibson,⁸⁰
 M. Gignac,¹⁷¹ M. Gilchriese,¹⁶ D. Gillberg,³¹ G. Gilles,¹⁷⁸ D. M. Gingrich,^{3,e} N. Giokaris,^{9,a} M. P. Giordani,^{167a,167c}
 F. M. Giorgi,^{22a} P. F. Giraud,¹³⁸ P. Giromini,⁵⁹ D. Giugni,^{94a} F. Giuli,¹²² C. Giuliani,¹⁰³ M. Giulini,^{60b} B. K. Gjelsten,¹²¹
 S. Gkaitatzis,¹⁵⁶ I. Gkialas,⁹ E. L. Gkoukousis,¹³⁹ P. Gkoutoumis,¹⁰ L. K. Gladilin,¹⁰¹ C. Glasman,⁸⁵ J. Glatzer,¹³
 P. C. F. Glaysher,⁴⁵ A. Glazov,⁴⁵ M. Goblirsch-Kolb,²⁵ J. Godlewski,⁴² S. Goldfarb,⁹¹ T. Golling,⁵² D. Golubkov,¹³²
 A. Gomes,^{128a,128b,128d} R. Gonçalves,^{128a} R. Goncalves Gama,^{26a} J. Goncalves Pinto Firmino Da Costa,¹³⁸ G. Gonella,⁵¹
 L. Gonella,¹⁹ A. Gongadze,⁶⁸ S. González de la Hoz,¹⁷⁰ S. Gonzalez-Sevilla,⁵² L. Goossens,³² P. A. Gorbounov,⁹⁹
 H. A. Gordon,²⁷ I. Gorelov,¹⁰⁷ B. Gorini,³² E. Gorini,^{76a,76b} A. Gorišek,⁷⁸ A. T. Goshaw,⁴⁸ C. Gössling,⁴⁶ M. I. Gostkin,⁶⁸
 C. A. Gottardo,²³ C. R. Goudet,¹¹⁹ D. Goujdami,^{137c} A. G. Goussiou,¹⁴⁰ N. Govender,^{147b,t} E. Gozani,¹⁵⁴ L. Graber,⁵⁷
 I. Grabowska-Bold,^{41a} P. O. J. Gradin,¹⁶⁸ J. Gramling,¹⁶⁶ E. Gramstad,¹²¹ S. Grancagnolo,¹⁷ V. Gratchev,¹²⁵ P. M. Gravila,^{28f}
 C. Gray,⁵⁶ H. M. Gray,¹⁶ Z. D. Greenwood,^{82,u} C. Grefe,²³ K. Gregersen,⁸¹ I. M. Gregor,⁴⁵ P. Grenier,¹⁴⁵ K. Grevtsov,⁵
 J. Griffiths,⁸ A. A. Grillo,¹³⁹ K. Grimm,⁷⁵ S. Grinstein,^{13,v} Ph. Gris,³⁷ J.-F. Grivaz,¹¹⁹ S. Groh,⁸⁶ E. Gross,¹⁷⁵
 J. Grosse-Knetter,⁵⁷ G. C. Grossi,⁸² Z. J. Grout,⁸¹ A. Grummer,¹⁰⁷ L. Guan,⁹² W. Guan,¹⁷⁶ J. Guenther,⁶⁵ F. Guescini,^{163a}
 D. Guest,¹⁶⁶ O. Gueta,¹⁵⁵ B. Gui,¹¹³ E. Guido,^{53a,53b} T. Guillemain,⁵ S. Guindon,² U. Gul,⁵⁶ C. Gumpert,³² J. Guo,^{36c}
 W. Guo,⁹² Y. Guo,^{36a} R. Gupta,⁴³ S. Gupta,¹²² G. Gustavino,^{134a,134b} P. Gutierrez,¹¹⁵ N. G. Gutierrez Ortiz,⁸¹ C. Gutsche,⁸¹
 C. Guyot,¹³⁸ M. P. Guzik,^{41a} C. Gwenlan,¹²² C. B. Gwilliam,⁷⁷ A. Haas,¹¹² C. Haber,¹⁶ H. K. Hadavand,⁸ N. Haddad,^{137e}
 A. Hafez,⁸⁸ S. Hageböck,²³ M. Hagihara,¹⁶⁴ H. Hakobyan,^{180,a} M. Haleem,⁴⁵ J. Haley,¹¹⁶ G. Halladjian,⁹³ G. D. Hallowell,⁸⁸
 K. Hamacher,¹⁷⁸ P. Hamal,¹¹⁷ K. Hamano,¹⁷² A. Hamilton,^{147a} G. N. Hamity,¹⁴¹ P. G. Hamnett,⁴⁵ L. Han,^{36a} S. Han,^{35a}
 K. Hanagaki,^{69,w} K. Hanawa,¹⁵⁷ M. Hance,¹³⁹ B. Haney,¹²⁴ P. Hanke,^{60a} J. B. Hansen,³⁹ J. D. Hansen,³⁹ M. C. Hansen,²³
 P. H. Hansen,³⁹ K. Hara,¹⁶⁴ A. S. Hard,¹⁷⁶ T. Harenberg,¹⁷⁸ F. Hariri,¹¹⁹ S. Harkusha,⁹⁵ R. D. Harrington,⁴⁹ P. F. Harrison,¹⁷³
 N. M. Hartmann,¹⁰² M. Hasegawa,⁷⁰ Y. Hasegawa,¹⁴² A. Hasib,⁴⁹ S. Hassani,¹³⁸ S. Haug,¹⁸ R. Hauser,⁹³ L. Hauswald,⁴⁷
 L. B. Havener,³⁸ M. Havranek,¹³⁰ C. M. Hawkes,¹⁹ R. J. Hawkins,³² D. Hayakawa,¹⁵⁹ D. Hayden,⁹³ C. P. Hays,¹²²
 J. M. Hays,⁷⁹ H. S. Hayward,⁷⁷ S. J. Haywood,¹³³ S. J. Head,¹⁹ T. Heck,⁸⁶ V. Hedberg,⁸⁴ L. Heelan,⁸ K. K. Heidegger,⁵¹
 S. Heim,⁴⁵ T. Heim,¹⁶ B. Heinemann,^{45,x} J. J. Heinrich,¹⁰² L. Heinrich,¹¹² C. Heinz,⁵⁵ J. Hejbal,¹²⁹ L. Helary,³² A. Held,¹⁷¹
 S. Hellman,^{148a,148b} C. Helsens,³² R. C. W. Henderson,⁷⁵ Y. Heng,¹⁷⁶ S. Henkelmann,¹⁷¹ A. M. Henriques Correia,³²
 S. Henrot-Versille,¹¹⁹ G. H. Herbert,¹⁷ H. Herde,²⁵ V. Herget,¹⁷⁷ Y. Hernández Jiménez,^{147c} G. Herten,⁵¹ R. Hertenberger,¹⁰²
 L. Hervas,³² T. C. Herwig,¹²⁴ G. G. Hesketh,⁸¹ N. P. Hessey,^{163a} J. W. Hetherly,⁴³ S. Higashino,⁶⁹ E. Higón-Rodríguez,¹⁷⁰
 E. Hill,¹⁷² J. C. Hill,³⁰ K. H. Hiller,⁴⁵ S. J. Hillier,¹⁹ M. Hils,⁴⁷ I. Hinchliffe,¹⁶ M. Hirose,⁵¹ D. Hirschbuehl,¹⁷⁸ B. Hiti,⁷⁸
 O. Hladik,¹²⁹ X. Hoad,⁴⁹ J. Hobbs,¹⁵⁰ N. Hod,^{163a} M. C. Hodgkinson,¹⁴¹ P. Hodgson,¹⁴¹ A. Hoecker,³² M. R. Hoferkamp,¹⁰⁷
 F. Hoenig,¹⁰² D. Hohn,²³ T. R. Holmes,³³ M. Homann,⁴⁶ S. Honda,¹⁶⁴ T. Honda,⁶⁹ T. M. Hong,¹²⁷ B. H. Hooberman,¹⁶⁹
 W. H. Hopkins,¹¹⁸ Y. Horii,¹⁰⁵ A. J. Horton,¹⁴⁴ J.-Y. Hostachy,⁵⁸ S. Hou,¹⁵³ A. Hoummada,^{137a} J. Howarth,⁸⁷ J. Hoya,⁷⁴
 M. Hrabovsky,¹¹⁷ J. Hrdinka,³² I. Hristova,¹⁷ J. Hrivnac,¹¹⁹ T. Hryn'ova,⁵ A. Hrynevich,⁹⁶ P. J. Hsu,⁶³ S.-C. Hsu,¹⁴⁰ Q. Hu,^{36a}
 S. Hu,^{36c} Y. Huang,^{35a} Z. Hubacek,¹³⁰ F. Hubaut,⁸⁸ F. Huegging,²³ T. B. Huffman,¹²² E. W. Hughes,³⁸ G. Hughes,⁷⁵
 M. Huhtinen,³² P. Huo,¹⁵⁰ N. Huseynov,^{68,c} J. Huston,⁹³ J. Huth,⁵⁹ G. Iacobucci,⁵² G. Iakovidis,²⁷ I. Ibragimov,¹⁴³
 L. Iconomidou-Fayard,¹¹⁹ Z. Idrissi,^{137e} P. Iengo,³² O. Igonkina,^{109,y} T. Iizawa,¹⁷⁴ Y. Ikegami,⁶⁹ M. Ikeno,⁶⁹ Y. Ilchenko,^{11,z}
 D. Iliadis,¹⁵⁶ N. Ilic,¹⁴⁵ G. Introzzi,^{123a,123b} P. Ioannou,^{9,a} M. Iodice,^{136a} K. Iordanidou,³⁸ V. Ippolito,⁵⁹ M. F. Isacson,¹⁶⁸
 N. Ishijima,¹²⁰ M. Ishino,¹⁵⁷ M. Ishitsuka,¹⁵⁹ C. Issever,¹²² S. Istin,^{20a} F. Ito,¹⁶⁴ J. M. Iturbe Ponce,⁸⁷ R. Iuppa,^{162a,162b}
 H. Iwasaki,⁶⁹ J. M. Izen,⁴⁴ V. Izzo,^{106a} S. Jabbar,³ P. Jackson,¹ R. M. Jacobs,²³ V. Jain,² K. B. Jakobi,⁸⁶ K. Jakobs,⁵¹
 S. Jakobsen,⁶⁵ T. Jakoubek,¹²⁹ D. O. Jamin,¹¹⁶ D. K. Jana,⁸² R. Jansky,⁵² J. Janssen,²³ M. Janus,⁵⁷ P. A. Janus,^{41a}
 G. Jarlskog,⁸⁴ N. Javadov,^{68,c} T. Javůrek,⁵¹ M. Javurkova,⁵¹ F. Jeanneau,¹³⁸ L. Jeanty,¹⁶ J. Jejelava,^{54a,aa} A. Jelinskas,¹⁷³
 P. Jenni,^{51,bb} C. Jeske,¹⁷³ S. Jézéquel,⁵ H. Ji,¹⁷⁶ J. Jia,¹⁵⁰ H. Jiang,⁶⁷ Y. Jiang,^{36a} Z. Jiang,¹⁴⁵ S. Jiggins,⁸¹ J. Jimenez Pena,¹⁷⁰
 S. Jin,^{35a} A. Jinaru,^{28b} O. Jinnouchi,¹⁵⁹ H. Jivan,^{147c} P. Johansson,¹⁴¹ K. A. Johns,⁷ C. A. Johnson,⁶⁴ W. J. Johnson,¹⁴⁰
 K. Jon-And,^{148a,148b} R. W. L. Jones,⁷⁵ S. D. Jones,¹⁵¹ S. Jones,⁷ T. J. Jones,⁷⁷ J. Jongmanns,^{60a} P. M. Jorge,^{128a,128b}

J. Jovicevic,^{163a} X. Ju,¹⁷⁶ A. Juste Rozas,^{13,v} M. K. Köhler,¹⁷⁵ A. Kaczmarek,⁴² M. Kado,¹¹⁹ H. Kagan,¹¹³ M. Kagan,¹⁴⁵ S. J. Kahn,⁸⁸ T. Kaji,¹⁷⁴ E. Kajomovitz,⁴⁸ C. W. Kalderon,⁸⁴ A. Kaluza,⁸⁶ S. Kama,⁴³ A. Kamenshchikov,¹³² N. Kanaya,¹⁵⁷ L. Kanjir,⁷⁸ V. A. Kantserov,¹⁰⁰ J. Kanzaki,⁶⁹ B. Kaplan,¹¹² L. S. Kaplan,¹⁷⁶ D. Kar,^{147c} K. Karakostas,¹⁰ N. Karastathis,¹³² M. J. Kareem,⁵⁷ E. Karentzos,¹⁰ S. N. Karpov,⁶⁸ Z. M. Karpova,⁶⁸ K. Karthik,¹¹² V. Kartvelishvili,⁷⁵ A. N. Karyukhin,¹³² K. Kasahara,¹⁶⁴ L. Kashif,¹⁷⁶ R. D. Kass,¹¹³ A. Kastanas,¹⁴⁹ Y. Kataoka,¹⁵⁷ C. Kato,¹⁵⁷ A. Katre,⁵² J. Katzy,⁴⁵ K. Kawade,⁷⁰ K. Kawagoe,⁷³ T. Kawamoto,¹⁵⁷ G. Kawamura,⁵⁷ E. F. Kay,⁷⁷ V. F. Kazanin,^{111,d} R. Keeler,¹⁷² R. Kehoe,⁴³ J. S. Keller,³¹ J. J. Kempster,⁸⁰ J. Kendrick,¹⁹ H. Keoshkerian,¹⁶¹ O. Kepka,¹²⁹ B. P. Kerševan,⁷⁸ S. Kersten,¹⁷⁸ R. A. Keyes,⁹⁰ M. Khader,¹⁶⁹ F. Khalil-zada,¹² A. Khanov,¹¹⁶ A. G. Kharlamov,^{111,d} T. Kharlamova,^{111,d} A. Khodinov,¹⁶⁰ T. J. Khoo,⁵² V. Khovanskiy,^{99,a} E. Khrarov,⁶⁸ J. Khubua,^{54b,cc} S. Kido,⁷⁰ C. R. Kilby,⁸⁰ H. Y. Kim,⁸ S. H. Kim,¹⁶⁴ Y. K. Kim,³³ N. Kimura,¹⁵⁶ O. M. Kind,¹⁷ B. T. King,⁷⁷ D. Kirchmeier,⁴⁷ J. Kirk,¹³³ A. E. Kiryunin,¹⁰³ T. Kishimoto,¹⁵⁷ D. Kisielewska,^{41a} K. Kiuchi,¹⁶⁴ O. Kivernyk,⁵ E. Kladiva,^{146b} T. Klapdor-Kleingrothaus,⁵¹ M. H. Klein,³⁸ M. Klein,⁷⁷ U. Klein,⁷⁷ K. Kleinknecht,⁸⁶ P. Klimek,¹¹⁰ A. Klimentov,²⁷ R. Klingenberg,⁴⁶ T. Klingl,²³ T. Klioutchnikova,³² E.-E. Kluge,^{60a} P. Kluit,¹⁰⁹ S. Kluth,¹⁰³ E. Kneringer,⁶⁵ E. B. F. G. Knoops,⁸⁸ A. Knue,¹⁰³ A. Kobayashi,¹⁵⁷ D. Kobayashi,¹⁵⁹ T. Kobayashi,¹⁵⁷ M. Kobel,⁴⁷ M. Kocian,¹⁴⁵ P. Kodys,¹³¹ T. Koffas,³¹ E. Koffeman,¹⁰⁹ N. M. Köhler,¹⁰³ T. Koi,¹⁴⁵ M. Kolb,^{60b} I. Koletsou,⁵ A. A. Komar,^{98,a} Y. Komori,¹⁵⁷ T. Kondo,⁶⁹ N. Kondrashova,^{36c} K. Köneke,⁵¹ A. C. König,¹⁰⁸ T. Kono,^{69,dd} R. Konoplich,^{112,ee} N. Konstantinidis,⁸¹ R. Kopeliansky,⁶⁴ S. Koperny,^{41a} A. K. Kopp,⁵¹ K. Korcyl,⁴² K. Kordas,¹⁵⁶ A. Korn,⁸¹ A. A. Korol,^{111,d} I. Korolkov,¹³ E. V. Korolkova,¹⁴¹ O. Kortner,¹⁰³ S. Kortner,¹⁰³ T. Kosek,¹³¹ V. V. Kostyukhin,²³ A. Kotwal,⁴⁸ A. Koulouris,¹⁰ A. Kourkoumeli-Charalampidi,^{123a,123b} C. Kourkoumelis,⁹ E. Kourlitis,¹⁴¹ V. Kouskoura,²⁷ A. B. Kowalewska,⁴² R. Kowalewski,¹⁷² T. Z. Kowalski,^{41a} C. Kozakai,¹⁵⁷ W. Kozanecki,¹³⁸ A. S. Kozhin,¹³² V. A. Kramarenko,¹⁰¹ G. Kramberger,⁷⁸ D. Krasnopevtsev,¹⁰⁰ M. W. Krasny,⁸³ A. Krasznahorkay,³² D. Krauss,¹⁰³ J. A. Kremer,^{41a} J. Kretzschmar,⁷⁷ K. Kreutzfeldt,⁵⁵ P. Krieger,¹⁶¹ K. Krizka,³³ K. Kroeninger,⁴⁶ H. Kroha,¹⁰³ J. Kroll,¹²⁹ J. Kroll,¹²⁴ J. Kroseberg,²³ J. Krstic,¹⁴ U. Kruchonak,⁶⁸ H. Krüger,²³ N. Krumnack,⁶⁷ M. C. Kruse,⁴⁸ T. Kubota,⁹¹ H. Kucuk,⁸¹ S. Kuday,^{4b} J. T. Kuechler,¹⁷⁸ S. Kuehn,³² A. Kugel,^{60c} F. Kuger,¹⁷⁷ T. Kuhl,⁴⁵ V. Kukhtin,⁶⁸ R. Kukla,⁸⁸ Y. Kulchitsky,⁹⁵ S. Kuleshov,^{34b} Y. P. Kulinich,¹⁶⁹ M. Kuna,^{134a,134b} T. Kunigo,⁷¹ A. Kupco,¹²⁹ T. Kupfer,⁴⁶ O. Kuprash,¹⁵⁵ H. Kurashige,⁷⁰ L. L. Kurchaninov,^{163a} Y. A. Kurochkin,⁹⁵ M. G. Kurth,^{35a} V. Kus,¹²⁹ E. S. Kuwertz,¹⁷² M. Kuze,¹⁵⁹ J. Kvita,¹¹⁷ T. Kwan,¹⁷² D. Kyriazopoulos,¹⁴¹ A. La Rosa,¹⁰³ J. L. La Rosa Navarro,^{26d} L. La Rotonda,^{40a,40b} C. Lacasta,¹⁷⁰ F. Lacava,^{134a,134b} J. Lacey,⁴⁵ H. Lacker,¹⁷ D. Lacour,⁸³ E. Ladygin,⁶⁸ R. Lafaye,⁵ B. Laforge,⁸³ T. Lagouri,¹⁷⁹ S. Lai,⁵⁷ S. Lammers,⁶⁴ W. Lampl,⁷ E. Lançon,²⁷ U. Landgraf,⁵¹ M. P. J. Landon,⁷⁹ M. C. Lanfermann,⁵² V. S. Lang,^{60a} J. C. Lange,¹³ R. J. Langenberg,³² A. J. Lankford,¹⁶⁶ F. Lanni,²⁷ K. Lantzsck,²³ A. Lanza,^{123a} A. Lapertosa,^{53a,53b} S. Laplace,⁸³ J. F. Laporte,¹³⁸ T. Lari,^{94a} F. Lasagni Manghi,^{22a,22b} M. Lassnig,³² P. Laurelli,⁵⁰ W. Lavrijsen,¹⁶ A. T. Law,¹³⁹ P. Laycock,⁷⁷ T. Lazovich,⁵⁹ M. Lazzaroni,^{94a,94b} B. Le,⁹¹ O. Le Dortz,⁸³ E. Le Guirriec,⁸⁸ E. P. Le Quilleuc,¹³⁸ M. LeBlanc,¹⁷² T. LeCompte,⁶ F. Ledroit-Guillon,⁵⁸ C. A. Lee,²⁷ G. R. Lee,^{133,ff} S. C. Lee,¹⁵³ L. Lee,⁵⁹ B. Lefebvre,⁹⁰ G. Lefebvre,⁸³ M. Lefebvre,¹⁷² F. Legger,¹⁰² C. Leggett,¹⁶ A. Lehan,⁷⁷ G. Lehmann Miotto,³² X. Lei,⁷ W. A. Leight,⁴⁵ M. A. L. Leite,^{26d} R. Leitner,¹³¹ D. Lellouch,¹⁷⁵ B. Lemmer,⁵⁷ K. J. C. Leney,⁸¹ T. Lenz,²³ B. Lenzi,³² R. Leone,⁷ S. Leone,^{126a,126b} C. Leonidopoulos,⁴⁹ G. Lerner,¹⁵¹ C. Leroy,⁹⁷ A. A. J. Lesage,¹³⁸ C. G. Lester,³⁰ M. Levchenko,¹²⁵ J. Levêque,⁵ D. Levin,⁹² L. J. Levinson,¹⁷⁵ M. Levy,¹⁹ D. Lewis,⁷⁹ B. Li,^{36a,gg} C. Li,^{36a} H. Li,¹⁵⁰ L. Li,^{36c} Q. Li,^{35a} S. Li,⁴⁸ X. Li,^{36c} Y. Li,¹⁴³ Z. Liang,^{35a} B. Liberti,^{135a} A. Liblong,¹⁶¹ K. Lie,^{62c} J. Liebal,²³ W. Liebig,¹⁵ A. Limosani,¹⁵² S. C. Lin,¹⁸³ T. H. Lin,⁸⁶ B. E. Lindquist,¹⁵⁰ A. E. Lioni,⁵² E. Lipeles,¹²⁴ A. Lipniacka,¹⁵ M. Lisovyi,^{60b} T. M. Liss,¹⁶⁹ A. Lister,¹⁷¹ A. M. Litke,¹³⁹ B. Liu,^{153,hh} H. Liu,⁹² H. Liu,²⁷ J. K. K. Liu,¹²² J. Liu,^{36b} J. B. Liu,^{36a} K. Liu,⁸⁸ L. Liu,¹⁶⁹ M. Liu,^{36a} Y. L. Liu,^{36a} Y. Liu,^{36a} M. Livan,^{123a,123b} A. Lleres,⁵⁸ J. Llorente Merino,^{35a} S. L. Lloyd,⁷⁹ C. Y. Lo,^{62b} F. Lo Sterzo,¹⁵³ E. M. Lobodzinska,⁴⁵ P. Loch,⁷ F. K. Loebinger,⁸⁷ A. Loesle,⁵¹ K. M. Loew,²⁵ A. Loginov,^{179,a} T. Lohse,¹⁷ K. Lohwasser,⁴⁵ M. Lokajicek,¹²⁹ B. A. Long,²⁴ J. D. Long,¹⁶⁹ R. E. Long,⁷⁵ L. Longo,^{76a,76b} K. A.Looper,¹¹³ J. A. Lopez,^{34b} D. Lopez Mateos,⁵⁹ I. Lopez Paz,¹³ A. Lopez Solis,⁸³ J. Lorenz,¹⁰² N. Lorenzo Martinez,⁵ M. Losada,²¹ P. J. Lösel,¹⁰² X. Lou,^{35a} A. Lounis,¹¹⁹ J. Love,⁶ P. A. Love,⁷⁵ H. Lu,^{62a} N. Lu,⁹² Y. J. Lu,⁶³ H. J. Lubatti,¹⁴⁰ C. Luci,^{134a,134b} A. Lucotte,⁵⁸ C. Luedtke,⁵¹ F. Luehring,⁶⁴ W. Lukas,⁶⁵ L. Luminari,^{134a} O. Lundberg,^{148a,148b} B. Lund-Jensen,¹⁴⁹ P. M. Luzi,⁸³ D. Lynn,²⁷ R. Lysak,¹²⁹ E. Lytken,⁸⁴ V. Lyubushkin,⁶⁸ H. Ma,²⁷ L. L. Ma,^{36b} Y. Ma,^{36b} G. Maccarrone,⁵⁰ A. Macchiolo,¹⁰³ C. M. Macdonald,¹⁴¹ B. Maček,⁷⁸ J. Machado Miguens,^{124,128b} D. Madaffari,⁸⁸ R. Madar,³⁷ W. F. Mader,⁴⁷ A. Madsen,⁴⁵ J. Maeda,⁷⁰ S. Maeland,¹⁵ T. Maeno,²⁷ A. S. Maevskiy,¹⁰¹ E. Magradze,⁵⁷ J. Mahlstedt,¹⁰⁹ C. Maiani,¹¹⁹ C. Maidantchik,^{26a} A. A. Maier,¹⁰³ T. Maier,¹⁰² A. Maio,^{128a,128b,128d} O. Majersky,^{146a} S. Majewski,¹¹⁸ Y. Makida,⁶⁹ N. Makovec,¹¹⁹

B. Malaescu,⁸³ Pa. Malecki,⁴² V. P. Maleev,¹²⁵ F. Malek,⁵⁸ U. Mallik,⁶⁶ D. Malon,⁶ C. Malone,³⁰ S. Maltezos,¹⁰
 S. Malyukov,³² J. Mamuzic,¹⁷⁰ G. Mancini,⁵⁰ L. Mandelli,^{94a} I. Mandić,⁷⁸ J. Maneira,^{128a,128b}
 L. Manhaes de Andrade Filho,^{26b} J. Manjarres Ramos,⁴⁷ A. Mann,¹⁰² A. Manousos,³² B. Mansoulie,¹³⁸ J. D. Mansour,^{35a}
 R. Mantifel,⁹⁰ M. Mantoani,⁵⁷ S. Manzoni,^{94a,94b} L. Mapelli,³² G. Marceca,²⁹ L. March,⁵² L. Marchese,¹²² G. Marchiori,⁸³
 M. Marcisovsky,¹²⁹ M. Marjanovic,³⁷ D. E. Marley,⁹² F. Marroquim,^{26a} S. P. Marsden,⁸⁷ Z. Marshall,¹⁶
 M. U. F. Martensson,¹⁶⁸ S. Marti-Garcia,¹⁷⁰ C. B. Martin,¹¹³ T. A. Martin,¹⁷³ V. J. Martin,⁴⁹ B. Martin dit Latour,¹⁵
 M. Martinez,^{13,v} V. I. Martinez Outschoorn,¹⁶⁹ S. Martin-Haugh,¹³³ V. S. Martoiu,^{28b} A. C. Martyniuk,⁸¹ A. Marzin,³²
 L. Masetti,⁸⁶ T. Mashimo,¹⁵⁷ R. Mashinistov,⁹⁸ J. Masik,⁸⁷ A. L. Maslennikov,^{111,d} L. Massa,^{135a,135b} P. Mastrandrea,⁵
 A. Mastroberardino,^{40a,40b} T. Masubuchi,¹⁵⁷ P. Mättig,¹⁷⁸ J. Maurer,^{28b} S. J. Maxfield,⁷⁷ D. A. Maximov,^{111,d} R. Mazini,¹⁵³
 I. Maznas,¹⁵⁶ S. M. Mazza,^{94a,94b} N. C. Mc Fadden,¹⁰⁷ G. Mc Goldrick,¹⁶¹ S. P. Mc Kee,⁹² A. McCarn,⁹² R. L. McCarthy,¹⁵⁰
 T. G. McCarthy,¹⁰³ L. I. McClymont,⁸¹ E. F. McDonald,⁹¹ J. A. Mcfayden,⁸¹ G. Mchedlidze,⁵⁷ S. J. McMahon,¹³³
 P. C. McNamara,⁹¹ R. A. McPherson,^{172,p} S. Meehan,¹⁴⁰ T. J. Megy,⁵¹ S. Mehlhase,¹⁰² A. Mehta,⁷⁷ T. Meideck,⁵⁸
 K. Meier,^{60a} B. Meirose,⁴⁴ D. Melini,^{170,ii} B. R. Mellado Garcia,^{147c} J. D. Mellenthin,⁵⁷ M. Melo,^{146a} F. Meloni,¹⁸
 S. B. Menary,⁸⁷ L. Meng,⁷⁷ X. T. Meng,⁹² A. Mengarelli,^{22a,22b} S. Menke,¹⁰³ E. Meoni,^{40a,40b} S. Mergelmeyer,¹⁷
 P. Mermod,⁵² L. Merola,^{106a,106b} C. Meroni,^{94a} F. S. Merritt,³³ A. Messina,^{134a,134b} J. Metcalfe,⁶ A. S. Mete,¹⁶⁶ C. Meyer,¹²⁴
 J-P. Meyer,¹³⁸ J. Meyer,¹⁰⁹ H. Meyer Zu Theenhausen,^{60a} F. Miano,¹⁵¹ R. P. Middleton,¹³³ S. Miglioranza,^{53a,53b} L. Mijović,⁴⁹
 G. Mikenberg,¹⁷⁵ M. Mikestikova,¹²⁹ M. Mikuž,⁷⁸ M. Milesi,⁹¹ A. Milic,¹⁶¹ D. W. Miller,³³ C. Mills,⁴⁹ A. Milov,¹⁷⁵
 D. A. Milstead,^{148a,148b} A. A. Minaenko,¹³² Y. Minami,¹⁵⁷ I. A. Minashvili,⁶⁸ A. I. Mincer,¹¹² B. Mindur,^{41a} M. Mineev,⁶⁸
 Y. Minegishi,¹⁵⁷ Y. Ming,¹⁷⁶ L. M. Mir,¹³ K. P. Mistry,¹²⁴ T. Mitani,¹⁷⁴ J. Mitrevski,¹⁰² V. A. Mitsou,¹⁷⁰ A. Miucci,¹⁸
 P. S. Miyagawa,¹⁴¹ A. Mizukami,⁶⁹ J. U. Mjörnmark,⁸⁴ T. Mkrtychyan,¹⁸⁰ M. Mlynarikova,¹³¹ T. Moa,^{148a,148b}
 K. Mochizuki,⁹⁷ P. Mogg,⁵¹ S. Mohapatra,³⁸ S. Molander,^{148a,148b} R. Moles-Valls,²³ R. Monden,⁷¹ M. C. Mondragon,⁹³
 K. Mönig,⁴⁵ J. Monk,³⁹ E. Monnier,⁸⁸ A. Montalbano,¹⁵⁰ J. Montejo Berlingen,³² F. Monticelli,⁷⁴ S. Monzani,^{94a,94b}
 R. W. Moore,³ N. Morange,¹¹⁹ D. Moreno,²¹ M. Moreno Llácer,³² P. Morettini,^{53a} S. Morgenstern,³² D. Mori,¹⁴⁴ T. Mori,¹⁵⁷
 M. Morii,⁵⁹ M. Morinaga,¹⁵⁷ V. Morisbak,¹²¹ A. K. Morley,¹⁵² G. Mornacchi,³² J. D. Morris,⁷⁹ L. Morvaj,¹⁵⁰
 P. Moschovakos,¹⁰ M. Mosidze,^{54b} H. J. Moss,¹⁴¹ J. Moss,^{145,ij} K. Motohashi,¹⁵⁹ R. Mount,¹⁴⁵ E. Mountricha,²⁷
 E. J. W. Moyse,⁸⁹ S. Muanza,⁸⁸ R. D. Mudd,¹⁹ F. Mueller,¹⁰³ J. Mueller,¹²⁷ R. S. P. Mueller,¹⁰² D. Muenstermann,⁷⁵
 P. Mullen,⁵⁶ G. A. Mullier,¹⁸ F. J. Munoz Sanchez,⁸⁷ W. J. Murray,^{173,133} H. Musheghyan,¹⁸¹ M. Muškinja,⁷⁸
 A. G. Myagkov,^{132,kk} M. Myska,¹³⁰ B. P. Nachman,¹⁶ O. Nackenhorst,⁵² K. Nagai,¹²² R. Nagai,^{69,dd} K. Nagano,⁶⁹
 Y. Nagasaka,⁶¹ K. Nagata,¹⁶⁴ M. Nagel,⁵¹ E. Nagy,⁸⁸ A. M. Nairz,³² Y. Nakahama,¹⁰⁵ K. Nakamura,⁶⁹ T. Nakamura,¹⁵⁷
 I. Nakano,¹¹⁴ R. F. Naranjo Garcia,⁴⁵ R. Narayan,¹¹ D. I. Narrias Villar,^{60a} I. Naryshkin,¹²⁵ T. Naumann,⁴⁵ G. Navarro,²¹
 R. Nayyar,⁷ H. A. Neal,⁹² P. Yu. Nechaeva,⁹⁸ T. J. Neep,¹³⁸ A. Negri,^{123a,123b} M. Negrini,^{22a} S. Nektarijevic,¹⁰⁸ C. Nellist,¹¹⁹
 A. Nelson,¹⁶⁶ M. E. Nelson,¹²² S. Nemecek,¹²⁹ P. Nemethy,¹¹² M. Nessi,^{32,ll} M. S. Neubauer,¹⁶⁹ M. Neumann,¹⁷⁸
 P. R. Newman,¹⁹ T. Y. Ng,^{62c} T. Nguyen Manh,⁹⁷ R. B. Nickerson,¹²² R. Nicolaidou,¹³⁸ J. Nielsen,¹³⁹ V. Nikolaenko,^{132,kk}
 I. Nikolic-Audit,⁸³ K. Nikolopoulos,¹⁹ J. K. Nilsen,¹²¹ P. Nilsson,²⁷ Y. Ninomiya,¹⁵⁷ A. Nisati,^{134a} N. Nishu,^{35c} R. Nisius,¹⁰³
 I. Nitsche,⁴⁶ T. Nobe,¹⁵⁷ Y. Noguchi,⁷¹ M. Nomachi,¹²⁰ I. Nomidis,³¹ M. A. Nomura,²⁷ T. Nooney,⁷⁹ M. Nordberg,³²
 N. Norjoharuddeen,¹²² O. Novgorodova,⁴⁷ S. Nowak,¹⁰³ M. Nozaki,⁶⁹ L. Nozka,¹¹⁷ K. Ntekas,¹⁶⁶ E. Nurse,⁸¹ F. Nuti,⁹¹
 K. O'connor,²⁵ D. C. O'Neil,¹⁴⁴ A. A. O'Rourke,⁴⁵ V. O'Shea,⁵⁶ F. G. Oakham,^{31,e} H. Oberlack,¹⁰³ T. Obermann,²³
 J. Ocariz,⁸³ A. Ochi,⁷⁰ I. Ochoa,³⁸ J. P. Ochoa-Ricoux,^{34a} S. Oda,⁷³ S. Odaka,⁶⁹ H. Ogren,⁶⁴ A. Oh,⁸⁷ S. H. Oh,⁴⁸
 C. C. Ohm,¹⁶ H. Ohman,¹⁶⁸ H. Oide,^{53a,53b} H. Okawa,¹⁶⁴ Y. Okumura,¹⁵⁷ T. Okuyama,⁶⁹ A. Olariu,^{28b} L. F. Oleiro Seabra,^{128a}
 S. A. Olivares Pino,⁴⁹ D. Oliveira Damazio,²⁷ A. Olszewski,⁴² J. Olszowska,⁴² A. Onofre,^{128a,128e} K. Onogi,¹⁰⁵
 P. U. E. Onyisi,^{11,z} M. J. Oreglia,³³ Y. Oren,¹⁵⁵ D. Orestano,^{136a,136b} N. Orlando,^{62b} R. S. Orr,¹⁶¹ B. Osculati,^{53a,53b,a}
 R. Ospanov,^{36a} G. Otero y Garzon,²⁹ H. Otono,⁷³ M. Ouchrif,^{137d} F. Ould-Saada,¹²¹ A. Ouraou,¹³⁸ K. P. Oussoren,¹⁰⁹
 Q. Ouyang,^{35a} M. Owen,⁵⁶ R. E. Owen,¹⁹ V. E. Ozcan,^{20a} N. Ozturk,⁸ K. Pachal,¹⁴⁴ A. Pacheco Pages,¹³
 L. Pacheco Rodriguez,¹³⁸ C. Padilla Aranda,¹³ S. Pagan Griso,¹⁶ M. Paganini,¹⁷⁹ F. Paige,²⁷ G. Palacino,⁶⁴ S. Palazzo,^{40a,40b}
 S. Palestini,³² M. Palka,^{41b} D. Pallin,³⁷ E. St. Panagiotopoulou,¹⁰ I. Panagoulas,¹⁰ C. E. Pandini,⁸³ J. G. Panduro Vazquez,⁸⁰
 P. Pani,³² S. Panitkin,²⁷ D. Pantea,^{28b} L. Paolozzi,⁵² Th. D. Papadopoulou,¹⁰ K. Papageorgiou,⁹ A. Paramonov,⁶
 D. Paredes Hernandez,¹⁷⁹ A. J. Parker,⁷⁵ M. A. Parker,³⁰ K. A. Parker,⁴⁵ F. Parodi,^{53a,53b} J. A. Parsons,³⁸ U. Parzefall,⁵¹
 V. R. Pascuzzi,¹⁶¹ J. M. Pasner,¹³⁹ E. Pasqualucci,^{134a} S. Passaggio,^{53a} Fr. Pastore,⁸⁰ S. Patariaia,¹⁷⁸ J. R. Pater,⁸⁷ T. Pauly,³²
 B. Pearson,¹⁰³ S. Pedraza Lopez,¹⁷⁰ R. Pedro,^{128a,128b} S. V. Peleganchuk,^{111,d} O. Penc,¹²⁹ C. Peng,^{35a} H. Peng,^{36a} J. Penwell,⁶⁴

B. S. Peralva,^{26b} M. M. Perego,¹³⁸ D. V. Perepelitsa,²⁷ L. Perini,^{94a,94b} H. Pernegger,³² S. Perrella,^{106a,106b} R. Peschke,⁴⁵ V. D. Peshekhonov,^{68,a} K. Peters,⁴⁵ R. F. Y. Peters,⁸⁷ B. A. Petersen,³² T. C. Petersen,³⁹ E. Petit,⁵⁸ A. Petridis,¹ C. Petridou,¹⁵⁶ P. Petroff,¹¹⁹ E. Petrolu,^{134a} M. Petrov,¹²² F. Petrucci,^{136a,136b} N. E. Pettersson,⁸⁹ A. Peyaud,¹³⁸ R. Pezoa,^{34b} F. H. Phillips,⁹³ P. W. Phillips,¹³³ G. Piacquadio,¹⁵⁰ E. Pianori,¹⁷³ A. Picazio,⁸⁹ E. Piccaro,⁷⁹ M. A. Pickering,¹²² R. Piegaiia,²⁹ J. E. Pilcher,³³ A. D. Pilkington,⁸⁷ A. W. J. Pin,⁸⁷ M. Pinamonti,^{135a,135b} J. L. Pinfold,³ H. Pirumov,⁴⁵ M. Pitt,¹⁷⁵ L. Plazak,^{146a} M.-A. Pleier,²⁷ V. Pleskot,⁸⁶ E. Plotnikova,⁶⁸ D. Pluth,⁶⁷ P. Podberezko,¹¹¹ R. Poettgen,^{148a,148b} R. Poggi,^{123a,123b} L. Poggioli,¹¹⁹ D. Pohl,²³ G. Polesello,^{123a} A. Poley,⁴⁵ A. Policicchio,^{40a,40b} R. Polifka,³² A. Polini,^{22a} C. S. Pollard,⁵⁶ V. Polychronakos,²⁷ K. Pommès,³² D. Ponomarenko,¹⁰⁰ L. Pontecorvo,^{134a} B. G. Pope,⁹³ G. A. Popeneciu,^{28d} A. Poppleton,³² S. Pospisil,¹³⁰ K. Potamianos,¹⁶ I. N. Potrap,⁶⁸ C. J. Potter,³⁰ G. Poulard,³² T. Poulsen,⁸⁴ J. Poveda,³² M. E. Pozo Astigarraga,³² P. Pralavorio,⁸⁸ A. Pranko,¹⁶ S. Prell,⁶⁷ D. Price,⁸⁷ L. E. Price,⁶ M. Primavera,^{76a} S. Prince,⁹⁰ N. Proklova,¹⁰⁰ K. Prokofiev,^{62c} F. Prokoshin,^{34b} S. Protopopescu,²⁷ J. Proudfoot,⁶ M. Przybycien,^{41a} A. Puri,¹⁶⁹ P. Puzo,¹¹⁹ J. Qian,⁹² G. Qin,⁵⁶ Y. Qin,⁸⁷ A. Quadt,⁵⁷ M. Queitsch-Maitland,⁴⁵ D. Quilty,⁵⁶ S. Raddum,¹²¹ V. Radeka,²⁷ V. Radescu,¹²² S. K. Radhakrishnan,¹⁵⁰ P. Radloff,¹¹⁸ P. Rados,⁹¹ F. Ragusa,^{94a,94b} G. Rahal,¹⁸² J. A. Raine,⁸⁷ S. Rajagopalan,²⁷ C. Rangel-Smith,¹⁶⁸ T. Rashid,¹¹⁹ S. Raspopov,⁵ M. G. Ratti,^{94a,94b} D. M. Rauch,⁴⁵ F. Rauscher,¹⁰² S. Rave,⁸⁶ I. Ravinovich,¹⁷⁵ J. H. Rawling,⁸⁷ M. Raymond,³² A. L. Read,¹²¹ N. P. Readioff,⁵⁸ M. Reale,^{76a,76b} D. M. Rebuzzi,^{123a,123b} A. Redelbach,¹⁷⁷ G. Redlinger,²⁷ R. Reece,¹³⁹ R. G. Reed,^{147c} K. Reeves,⁴⁴ L. Rehnisch,¹⁷ J. Reichert,¹²⁴ A. Reiss,⁸⁶ C. Rembser,³² H. Ren,^{35a} M. Rescigno,^{134a} S. Resconi,^{94a} E. D. Resseguie,¹²⁴ S. Rettie,¹⁷¹ E. Reynolds,¹⁹ O. L. Rezanova,^{111,d} P. Reznicek,¹³¹ R. Rezvani,⁹⁷ R. Richter,¹⁰³ S. Richter,⁸¹ E. Richter-Was,^{41b} O. Ricken,²³ M. Ridel,⁸³ P. Rieck,¹⁰³ C. J. Riegel,¹⁷⁸ J. Rieger,⁵⁷ O. Rifki,¹¹⁵ M. Rijssenbeek,¹⁵⁰ A. Rimoldi,^{123a,123b} M. Rimoldi,¹⁸ L. Rinaldi,^{22a} G. Ripellino,¹⁴⁹ B. Ristić,³² E. Ritsch,³² I. Riu,¹³ F. Rizatdinova,¹¹⁶ E. Rizvi,⁷⁹ C. Rizzi,¹³ R. T. Roberts,⁸⁷ S. H. Robertson,^{90,p} A. Robichaud-Veronneau,⁹⁰ D. Robinson,³⁰ J. E. M. Robinson,⁴⁵ A. Robson,⁵⁶ E. Rocco,⁸⁶ C. Roda,^{126a,126b} Y. Rodina,^{88,mm} S. Rodriguez Bosca,¹⁷⁰ A. Rodriguez Perez,¹³ D. Rodriguez Rodriguez,¹⁷⁰ S. Roe,³² C. S. Rogan,⁵⁹ O. Røhne,¹²¹ J. Roloff,⁵⁹ A. Romaniouk,¹⁰⁰ M. Romano,^{22a,22b} S. M. Romano Saez,³⁷ E. Romero Adam,¹⁷⁰ N. Rompotis,⁷⁷ M. Ronzani,⁵¹ L. Roos,⁸³ S. Rosati,^{134a} K. Rosbach,⁵¹ P. Rose,¹³⁹ N.-A. Rosien,⁵⁷ E. Rossi,^{106a,106b} L. P. Rossi,^{53a} J. H. N. Rosten,³⁰ R. Rosten,¹⁴⁰ M. Rotaru,^{28b} I. Roth,¹⁷⁵ J. Rothberg,¹⁴⁰ D. Rousseau,¹¹⁹ A. Rozanov,⁸⁸ Y. Rozen,¹⁵⁴ X. Ruan,^{147c} F. Rubbo,¹⁴⁵ F. Rühr,⁵¹ A. Ruiz-Martinez,³¹ Z. Rurikova,⁵¹ N. A. Rusakovich,⁶⁸ H. L. Russell,⁹⁰ J. P. Rutherford,⁷ N. Ruthmann,³² Y. F. Ryabov,¹²⁵ M. Rybar,¹⁶⁹ G. Rybkin,¹¹⁹ S. Ryu,⁶ A. Ryzhov,¹³² G. F. Rzehorz,⁵⁷ A. F. Saavedra,¹⁵² G. Sabato,¹⁰⁹ S. Sacerdoti,²⁹ H. F.-W. Sadrozinski,¹³⁹ R. Sadykov,⁶⁸ F. Safai Tehrani,^{134a} P. Saha,¹¹⁰ M. Sahinsoy,^{60a} M. Saimpert,⁴⁵ M. Saito,¹⁵⁷ T. Saito,¹⁵⁷ H. Sakamoto,¹⁵⁷ Y. Sakurai,¹⁷⁴ G. Salamanna,^{136a,136b} J. E. Salazar Loyola,^{34b} D. Salek,¹⁰⁹ P. H. Sales De Bruin,¹⁶⁸ D. Salihagic,¹⁰³ A. Salnikov,¹⁴⁵ J. Salt,¹⁷⁰ D. Salvatore,^{40a,40b} F. Salvatore,¹⁵¹ A. Salvucci,^{62a,62b,62c} A. Salzburger,³² D. Sammel,⁵¹ D. Sampsonidis,¹⁵⁶ D. Sampsonidou,¹⁵⁶ J. Sánchez,¹⁷⁰ V. Sanchez Martinez,¹⁷⁰ A. Sanchez Pineda,^{167a,167c} H. Sandaker,¹²¹ R. L. Sandbach,⁷⁹ C. O. Sander,⁴⁵ M. Sandhoff,¹⁷⁸ C. Sandoval,²¹ D. P. C. Sankey,¹³³ M. Sannino,^{53a,53b} A. Sansoni,⁵⁰ C. Santoni,³⁷ R. Santonico,^{135a,135b} H. Santos,^{128a} I. Santoyo Castillo,¹⁵¹ A. Sapronov,⁶⁸ J. G. Saraiva,^{128a,128d} B. Sarrazin,²³ O. Sasaki,⁶⁹ K. Sato,¹⁶⁴ E. Sauvan,⁵ G. Savage,⁸⁰ P. Savard,^{161,e} N. Savic,¹⁰³ C. Sawyer,¹³³ L. Sawyer,^{82,u} J. Saxon,³³ C. Sbarra,^{22a} A. Sbrizzi,^{22a,22b} T. Scanlon,⁸¹ D. A. Scannicchio,¹⁶⁶ M. Scarcella,¹⁵² V. Scarfone,^{40a,40b} J. Schaarschmidt,¹⁴⁰ P. Schacht,¹⁰³ B. M. Schachtner,¹⁰² D. Schaefer,³² L. Schaefer,¹²⁴ R. Schaefer,⁴⁵ J. Schaeffer,⁸⁶ S. Schaepe,²³ S. Schaezel,^{60b} U. Schäfer,⁸⁶ A. C. Schaffer,¹¹⁹ D. Schaile,¹⁰² R. D. Schamberger,¹⁵⁰ V. Scharf,^{60a} V. A. Schegelsky,¹²⁵ D. Scheirich,¹³¹ M. Schernau,¹⁶⁶ C. Schiavi,^{53a,53b} S. Schier,¹³⁹ L. K. Schildgen,²³ C. Schillo,⁵¹ M. Schioppa,^{40a,40b} S. Schlenker,³² K. R. Schmidt-Sommerfeld,¹⁰³ K. Schmieden,³² C. Schmitt,⁸⁶ S. Schmitt,⁴⁵ S. Schmitz,⁸⁶ U. Schnoor,⁵¹ L. Schoeffel,¹³⁸ A. Schoening,^{60b} B. D. Schoenrock,⁹³ E. Schopf,²³ M. Schott,⁸⁶ J. F. P. Schouwenberg,¹⁰⁸ J. Schovancova,¹⁸¹ S. Schramm,⁵² N. Schuh,⁸⁶ A. Schulte,⁸⁶ M. J. Schultens,²³ H.-C. Schultz-Coulon,^{60a} H. Schulz,¹⁷ M. Schumacher,⁵¹ B. A. Schumm,¹³⁹ Ph. Schune,¹³⁸ A. Schwartzman,¹⁴⁵ T. A. Schwarz,⁹² H. Schweiger,⁸⁷ Ph. Schwemling,¹³⁸ R. Schwienhorst,⁹³ J. Schwindling,¹³⁸ A. Sciandra,²³ G. Sciolla,²⁵ F. Scuri,^{126a,126b} F. Scutti,⁹¹ J. Searcy,⁹² P. Seema,²³ S. C. Seidel,¹⁰⁷ A. Seiden,¹³⁹ J. M. Seixas,^{26a} G. Sekhniaidze,^{106a} K. Sekhon,⁹² S. J. Sekula,⁴³ N. Semprini-Cesari,^{22a,22b} S. Senkin,³⁷ C. Serfon,¹²¹ L. Serin,¹¹⁹ L. Serkin,^{167a,167b} M. Sessa,^{136a,136b} R. Seuster,¹⁷² H. Severini,¹¹⁵ T. Sfiligoj,⁷⁸ F. Sforza,³² A. Sfyrla,⁵² E. Shabalina,⁵⁷ N. W. Shaikh,^{148a,148b} L. Y. Shan,^{35a} R. Shang,¹⁶⁹ J. T. Shank,²⁴ M. Shapiro,¹⁶ P. B. Shatalov,⁹⁹ K. Shaw,^{167a,167b} S. M. Shaw,⁸⁷ A. Shcherbakova,^{148a,148b} C. Y. Shehu,¹⁵¹ Y. Shen,¹¹⁵ N. Sherafati,³¹ P. Sherwood,⁸¹ L. Shi,^{153,nn} S. Shimizu,⁷⁰ C. O. Shimmmin,¹⁷⁹ M. Shimojima,¹⁰⁴ I. P. J. Shipsey,¹²² S. Shirabe,⁷³ M. Shiyakova,^{68,oo} J. Shlomi,¹⁷⁵ A. Shmeleva,⁹⁸

- D. Shoaleh Saadi,⁹⁷ M. J. Shochet,³³ S. Shojaii,^{94a} D. R. Shope,¹¹⁵ S. Shrestha,¹¹³ E. Shulga,¹⁰⁰ M. A. Shupe,⁷ P. Sicho,¹²⁹ A. M. Sickles,¹⁶⁹ P. E. Sidebo,¹⁴⁹ E. Sideras Haddad,^{147c} O. Sidiropoulou,¹⁷⁷ A. Sidoti,^{22a,22b} F. Siegert,⁴⁷ Dj. Sijacki,¹⁴ J. Silva,^{128a,128d} S. B. Silverstein,^{148a} V. Simak,¹³⁰ Lj. Simic,¹⁴ S. Simion,¹¹⁹ E. Simioni,⁸⁶ B. Simmons,⁸¹ M. Simon,⁸⁶ P. Sinervo,¹⁶¹ N. B. Sinev,¹¹⁸ M. Sioli,^{22a,22b} G. Siragusa,¹⁷⁷ I. Siral,⁹² S. Yu. Sivoklov,¹⁰¹ J. Sjölin,^{148a,148b} M. B. Skinner,⁷⁵ P. Skubic,¹¹⁵ M. Slater,¹⁹ T. Slavicek,¹³⁰ M. Slawinska,⁴² K. Sliwa,¹⁶⁵ R. Slovak,¹³¹ V. Smakhtin,¹⁷⁵ B. H. Smart,⁵ J. Smiesko,^{146a} N. Smirnov,¹⁰⁰ S. Yu. Smirnov,¹⁰⁰ Y. Smirnov,¹⁰⁰ L. N. Smirnova,^{101,pp} O. Smirnova,⁸⁴ J. W. Smith,⁵⁷ M. N. K. Smith,³⁸ R. W. Smith,³⁸ M. Smizanska,⁷⁵ K. Smolek,¹³⁰ A. A. Snesev,⁹⁸ I. M. Snyder,¹¹⁸ S. Snyder,²⁷ R. Sobie,^{172,p} F. Socher,⁴⁷ A. Soffer,¹⁵⁵ D. A. Soh,¹⁵³ G. Sokhrannyi,⁷⁸ C. A. Solans Sanchez,³² M. Solar,¹³⁰ E. Yu. Soldatov,¹⁰⁰ U. Soldevila,¹⁷⁰ A. A. Solodkov,¹³² A. Soloshenko,⁶⁸ O. V. Solovyanov,¹³² V. Solovyev,¹²⁵ P. Sommer,⁵¹ H. Son,¹⁶⁵ A. Sopczak,¹³⁰ D. Sosa,^{60b} C. L. Sotiropoulou,^{126a,126b} R. Soualah,^{167a,167c} A. M. Soukharev,^{111,d} D. South,⁴⁵ B. C. Sowden,⁸⁰ S. Spagnolo,^{76a,76b} M. Spalla,^{126a,126b} M. Spangenberg,¹⁷³ F. Spanò,⁸⁰ D. Sperlich,¹⁷ F. Spettel,¹⁰³ T. M. Spieker,^{60a} R. Spighi,^{22a} G. Spigo,³² L. A. Spiller,⁹¹ M. Spousta,¹³¹ R. D. St. Denis,^{56,a} A. Stabile,^{94a} R. Stamen,^{60a} S. Stamm,¹⁷ E. Stanecka,⁴² R. W. Stanek,⁶ C. Stanescu,^{136a} M. M. Stanitzki,⁴⁵ B. S. Stapf,¹⁰⁹ S. Stapnes,¹²¹ E. A. Starchenko,¹³² G. H. Stark,³³ J. Stark,⁵⁸ S. H. Stark,³⁹ P. Staroba,¹²⁹ P. Starovoitov,^{60a} S. Stärz,³² R. Staszewski,⁴² P. Steinberg,²⁷ B. Stelzer,¹⁴⁴ H. J. Stelzer,³² O. Stelzer-Chilton,^{163a} H. Stenzel,⁵⁵ G. A. Stewart,⁵⁶ M. C. Stockton,¹¹⁸ M. Stoebe,⁹⁰ G. Stoicea,^{28b} P. Stolte,⁵⁷ S. Stonjek,¹⁰³ A. R. Stradling,⁸ A. Straessner,⁴⁷ M. E. Stramaglia,¹⁸ J. Strandberg,¹⁴⁹ S. Strandberg,^{148a,148b} M. Strauss,¹¹⁵ P. Strizenec,^{146b} R. Ströhmer,¹⁷⁷ D. M. Strom,¹¹⁸ R. Stroynowski,⁴³ A. Strubig,¹⁰⁸ S. A. Stucci,²⁷ B. Stugu,¹⁵ N. A. Styles,⁴⁵ D. Su,¹⁴⁵ J. Su,¹²⁷ S. Suchek,^{60a} Y. Sugaya,¹²⁰ M. Suk,¹³⁰ V. V. Sulin,⁹⁸ DMS Sultan,^{162a,162b} S. Sultansoy,^{4c} T. Sumida,⁷¹ S. Sun,⁵⁹ X. Sun,³ K. Suruliz,¹⁵¹ C. J. E. Suster,¹⁵² M. R. Sutton,¹⁵¹ S. Suzuki,⁶⁹ M. Svatos,¹²⁹ M. Swiatlowski,³³ S. P. Swift,² I. Sykora,^{146a} T. Sykora,¹³¹ D. Ta,⁵¹ K. Tackmann,⁴⁵ J. Taenzer,¹⁵⁵ A. Taffard,¹⁶⁶ R. Tafirout,^{163a} N. Taiblum,¹⁵⁵ H. Takai,²⁷ R. Takashima,⁷² E. H. Takasugi,¹⁰³ T. Takeshita,¹⁴² Y. Takubo,⁶⁹ M. Talby,⁸⁸ A. A. Talyshev,^{111,d} J. Tanaka,¹⁵⁷ M. Tanaka,¹⁵⁹ R. Tanaka,¹¹⁹ S. Tanaka,⁶⁹ R. Tanioka,⁷⁰ B. B. Tannenwald,¹¹³ S. Tapia Araya,^{34b} S. Tapprogge,⁸⁶ S. Tarem,¹⁵⁴ G. F. Tartarelli,^{94a} P. Tas,¹³¹ M. Tasevsky,¹²⁹ T. Tashiro,⁷¹ E. Tassi,^{40a,40b} A. Tavares Delgado,^{128a,128b} Y. Tayalati,^{137e} A. C. Taylor,¹⁰⁷ G. N. Taylor,⁹¹ P. T. E. Taylor,⁹¹ W. Taylor,^{163b} P. Teixeira-Dias,⁸⁰ D. Temple,¹⁴⁴ H. Ten Kate,³² P. K. Teng,¹⁵³ J. J. Teoh,¹²⁰ F. Tepel,¹⁷⁸ S. Terada,⁶⁹ K. Terashi,¹⁵⁷ J. Terron,⁸⁵ S. Terzo,¹³ M. Testa,⁵⁰ R. J. Teuscher,^{161,p} T. Theveneaux-Pelzer,⁸⁸ J. P. Thomas,¹⁹ J. Thomas-Wilsker,⁸⁰ P. D. Thompson,¹⁹ A. S. Thompson,⁵⁶ L. A. Thomsen,¹⁷⁹ E. Thomson,¹²⁴ M. J. Tibbetts,¹⁶ R. E. Tice Torres,⁸⁸ V. O. Tikhomirov,^{98,qq} Yu. A. Tikhonov,^{111,d} S. Timoshenko,¹⁰⁰ P. Tipton,¹⁷⁹ S. Tisserant,⁸⁸ K. Todome,¹⁵⁹ S. Todorova-Nova,⁵ J. Tojo,⁷³ S. Tokár,^{146a} K. Tokushuku,⁶⁹ E. Tolley,⁵⁹ L. Tomlinson,⁸⁷ M. Tomoto,¹⁰⁵ L. Tompkins,^{145,rr} K. Toms,¹⁰⁷ B. Tong,⁵⁹ P. Tornambe,⁵¹ E. Torrence,¹¹⁸ H. Torres,¹⁴⁴ E. Torró Pastor,¹⁴⁰ J. Toth,^{88,ss} F. Touchard,⁸⁸ D. R. Tovey,¹⁴¹ C. J. Treado,¹¹² T. Trefzger,¹⁷⁷ F. Tresoldi,¹⁵¹ A. Tricoli,²⁷ I. M. Trigger,^{163a} S. Trincaz-Duvoid,⁸³ M. F. Tripiana,¹³ W. Trischuk,¹⁶¹ B. Trocmé,⁵⁸ A. Trofymov,⁴⁵ C. Troncon,^{94a} M. Trottier-McDonald,¹⁶ M. Trovatelli,¹⁷² L. Truong,^{167a,167c} M. Trzebinski,⁴² A. Trzupek,⁴² K. W. Tsang,^{62a} J. C.-L. Tseng,¹²² P. V. Tsiareshka,⁹⁵ G. Tsipolitis,¹⁰ N. Tsirintanis,⁹ S. Tsiskaridze,¹³ V. Tsiskaridze,⁵¹ E. G. Tskhadadze,^{54a} K. M. Tsui,^{62a} I. I. Tsukerman,⁹⁹ V. Tsulaia,¹⁶ S. Tsuno,⁶⁹ D. Tsybychev,¹⁵⁰ Y. Tu,^{62b} A. Tudorache,^{28b} V. Tudorache,^{28b} T. T. Tulbure,^{28a} A. N. Tuna,⁵⁹ S. A. Tuppiti,^{22a,22b} S. Turchikhin,⁶⁸ D. Turgeman,¹⁷⁵ I. Turk Cakir,^{4b,tt} R. Turra,^{94a,94b} P. M. Tuts,³⁸ G. Ucchielli,^{22a,22b} I. Ueda,⁶⁹ M. Ughetto,^{148a,148b} F. Ukegawa,¹⁶⁴ G. Unal,³² A. Undrus,²⁷ G. Unel,¹⁶⁶ F. C. Ungaro,⁹¹ Y. Unno,⁶⁹ C. Unverdorben,¹⁰² J. Urban,^{146b} P. Urquijo,⁹¹ P. Urrejola,⁸⁶ G. Usai,⁸ J. Usui,⁶⁹ L. Vacavant,⁸⁸ V. Vacek,¹³⁰ B. Vachon,⁹⁰ C. Valderanis,¹⁰² E. Valdes Santurio,^{148a,148b} S. Valentineti,^{22a,22b} A. Valero,¹⁷⁰ L. Valéry,¹³ S. Valkar,¹³¹ A. Vallier,⁵ J. A. Valls Ferrer,¹⁷⁰ W. Van Den Wollenberg,¹⁰⁹ H. van der Graaf,¹⁰⁹ P. van Gemmeren,⁶ J. Van Nieuwkoop,¹⁴⁴ I. van Vulpen,¹⁰⁹ M. C. van Woerden,¹⁰⁹ M. Vanadia,^{135a,135b} W. Vandelli,³² A. Vaniachine,¹⁶⁰ P. Vankov,¹⁰⁹ G. Vardanyan,¹⁸⁰ R. Vari,^{134a} E. W. Varnes,⁷ C. Varni,^{53a,53b} T. Varol,⁴³ D. Varouchas,¹¹⁹ A. Vartapetian,⁸ K. E. Varvell,¹⁵² J. G. Vasquez,¹⁷⁹ G. A. Vasquez,^{34b} F. Vazeille,³⁷ T. Vazquez Schroeder,⁹⁰ J. Veatch,⁵⁷ V. Veeraraghavan,⁷ L. M. Veloce,¹⁶¹ F. Veloso,^{128a,128c} S. Veneziano,^{134a} A. Ventura,^{76a,76b} M. Venturi,¹⁷² N. Venturi,³² A. Venturini,²⁵ V. Vercesi,^{123a} M. Verducci,^{136a,136b} W. Verkerke,¹⁰⁹ A. T. Vermeulen,¹⁰⁹ J. C. Vermeulen,¹⁰⁹ M. C. Vetterli,^{144,e} N. Viaux Maira,^{34b} O. Viazlo,⁸⁴ I. Vichou,^{169,a} T. Vickey,¹⁴¹ O. E. Vickey Boeriu,¹⁴¹ G. H. A. Viehhauser,¹²² S. Viel,¹⁶ L. Vigani,¹²² M. Villa,^{22a,22b} M. Villaplana Perez,^{94a,94b} E. Vilucchi,⁵⁰ M. G. Vincter,³¹ V. B. Vinogradov,⁶⁸ A. Vishwakarma,⁴⁵ C. Vittori,^{22a,22b} I. Vivarelli,¹⁵¹ S. Vlachos,¹⁰ M. Vlasak,¹³⁰ M. Vogel,¹⁷⁸ P. Vokac,¹³⁰ G. Volpi,^{126a,126b} H. von der Schmitt,¹⁰³ E. von Toerne,²³ V. Vorobel,¹³¹ K. Vorobev,¹⁰⁰ M. Vos,¹⁷⁰ R. Voss,³² J. H. Vosseveld,⁷⁷ N. Vranjes,¹⁴ M. Vranjes Milosavljevic,¹⁴ V. Vrba,¹³⁰

M. Vreeswijk,¹⁰⁹ R. Vuillermet,³² I. Vukotic,³³ P. Wagner,²³ W. Wagner,¹⁷⁸ J. Wagner-Kuhr,¹⁰² H. Wahlberg,⁷⁴ S. WAhrmund,⁴⁷ J. Wakabayashi,¹⁰⁵ J. Walder,⁷⁵ R. Walker,¹⁰² W. Walkowiak,¹⁴³ V. Wallangen,^{148a,148b} C. Wang,^{35b} C. Wang,^{36b,uu} F. Wang,¹⁷⁶ H. Wang,¹⁶ H. Wang,³ J. Wang,⁴⁵ J. Wang,¹⁵² Q. Wang,¹¹⁵ R. Wang,⁶ S. M. Wang,¹⁵³ T. Wang,³⁸ W. Wang,^{153,vv} W. Wang,^{36a} Z. Wang,^{36c} C. Wanotayaroj,¹¹⁸ A. Warburton,⁹⁰ C. P. Ward,³⁰ D. R. Wardrope,⁸¹ A. Washbrook,⁴⁹ P. M. Watkins,¹⁹ A. T. Watson,¹⁹ M. F. Watson,¹⁹ G. Watts,¹⁴⁰ S. Watts,⁸⁷ B. M. Waugh,⁸¹ A. F. Webb,¹¹ S. Webb,⁸⁶ M. S. Weber,¹⁸ S. W. Weber,¹⁷⁷ S. A. Weber,³¹ J. S. Webster,⁶ A. R. Weidberg,¹²² B. Weinert,⁶⁴ J. Weingarten,⁵⁷ M. Weirich,⁸⁶ C. Weiser,⁵¹ H. Weits,¹⁰⁹ P. S. Wells,³² T. Wenaus,²⁷ T. Wengler,³² S. Wenig,³² N. Vermes,²³ M. D. Werner,⁶⁷ P. Werner,³² M. Wessels,^{60a} K. Whalen,¹¹⁸ N. L. Whallon,¹⁴⁰ A. M. Wharton,⁷⁵ A. S. White,⁹² A. White,⁸ M. J. White,¹ R. White,^{34b} D. Whiteson,¹⁶⁶ B. W. Whitmore,⁷⁵ F. J. Wickens,¹³³ W. Wiedenmann,¹⁷⁶ M. Wielers,¹³³ C. Wiglesworth,³⁹ L. A. M. Wiik-Fuchs,²³ A. Wildauer,¹⁰³ F. Wilk,⁸⁷ H. G. Wilkens,³² H. H. Williams,¹²⁴ S. Williams,¹⁰⁹ C. Willis,⁹³ S. Willocq,⁸⁹ J. A. Wilson,¹⁹ I. Wingerter-Seez,⁵ E. Winkels,¹⁵¹ F. Winklmeier,¹¹⁸ O. J. Winston,¹⁵¹ B. T. Winter,²³ M. Wittgen,¹⁴⁵ M. Wobisch,^{82,u} T. M. H. Wolf,¹⁰⁹ R. Wolff,⁸⁸ M. W. Wolter,⁴² H. Wolters,^{128a,128c} V. W. S. Wong,¹⁷¹ S. D. Worm,¹⁹ B. K. Wosiek,⁴² J. Wotschack,³² K. W. Wozniak,⁴² M. Wu,³³ S. L. Wu,¹⁷⁶ X. Wu,⁵² Y. Wu,⁹² T. R. Wyatt,⁸⁷ B. M. Wynne,⁴⁹ S. Xella,³⁹ Z. Xi,⁹² L. Xia,^{35c} D. Xu,^{35a} L. Xu,²⁷ B. Yabsley,¹⁵² S. Yacoob,^{147a} D. Yamaguchi,¹⁵⁹ Y. Yamaguchi,¹²⁰ A. Yamamoto,⁶⁹ S. Yamamoto,¹⁵⁷ T. Yamanaka,¹⁵⁷ M. Yamatani,¹⁵⁷ K. Yamauchi,¹⁰⁵ Y. Yamazaki,⁷⁰ Z. Yan,²⁴ H. Yang,^{36c} H. Yang,¹⁶ Y. Yang,¹⁵³ Z. Yang,¹⁵ W-M. Yao,¹⁶ Y. C. Yap,⁸³ Y. Yasu,⁶⁹ E. Yatsenko,⁵ K. H. Yau Wong,²³ J. Ye,⁴³ S. Ye,²⁷ I. Yeletsikh,⁶⁸ E. Yigitbasi,²⁴ E. Yildirim,⁸⁶ K. Yorita,¹⁷⁴ K. Yoshihara,¹²⁴ C. Young,¹⁴⁵ C. J. S. Young,³² J. Yu,⁸ J. Yu,⁶⁷ S. P. Y. Yuen,²³ I. Yusuf,^{30,ww} B. Zabinski,⁴² G. Zacharis,¹⁰ R. Zaidan,¹³ A. M. Zaitsev,^{132,kk} N. Zakharchuk,⁴⁵ J. Zalieckas,¹⁵ A. Zaman,¹⁵⁰ S. Zambito,⁵⁹ D. Zanzi,⁹¹ C. Zeitnitz,¹⁷⁸ A. Zemla,^{41a} J. C. Zeng,¹⁶⁹ Q. Zeng,¹⁴⁵ O. Zenin,¹³² T. Ženiš,^{146a} D. Zerwas,¹¹⁹ D. Zhang,⁹² F. Zhang,¹⁷⁶ G. Zhang,^{36a,xx} H. Zhang,^{35b} J. Zhang,⁶ L. Zhang,⁵¹ L. Zhang,^{36a} M. Zhang,¹⁶⁹ P. Zhang,^{35b} R. Zhang,²³ R. Zhang,^{36a,uu} X. Zhang,^{36b} Y. Zhang,^{35a} Z. Zhang,¹¹⁹ X. Zhao,⁴³ Y. Zhao,^{36b,yy} Z. Zhao,^{36a} A. Zhemchugov,⁶⁸ B. Zhou,⁹² C. Zhou,¹⁷⁶ L. Zhou,⁴³ M. Zhou,^{35a} M. Zhou,¹⁵⁰ N. Zhou,^{35c} C. G. Zhu,^{36b} H. Zhu,^{35a} J. Zhu,⁹² Y. Zhu,^{36a} X. Zhuang,^{35a} K. Zhukov,⁹⁸ A. Zibell,¹⁷⁷ D. Zieminska,⁶⁴ N. I. Zimine,⁶⁸ C. Zimmermann,⁸⁶ S. Zimmermann,⁵¹ Z. Zinonos,¹⁰³ M. Zinser,⁸⁶ M. Ziolkowski,¹⁴³ L. Živković,¹⁴ G. Zoernig,¹⁷⁶ A. Zoccoli,^{22a,22b} R. Zou,³³ M. zur Nedden,¹⁷ and L. Zwalinski³²

(ATLAS Collaboration)

¹*Department of Physics, University of Adelaide, Adelaide, Australia*²*Physics Department, SUNY Albany, Albany New York, USA*³*Department of Physics, University of Alberta, Edmonton Alberta, Canada*^{4a}*Department of Physics, Ankara University, Ankara, Turkey*^{4b}*Istanbul Aydin University, Istanbul, Turkey*^{4c}*Division of Physics, TOBB University of Economics and Technology, Ankara, Turkey*⁵*LAPP, CNRS/IN2P3 and Université Savoie Mont Blanc, Annecy-le-Vieux, France*⁶*High Energy Physics Division, Argonne National Laboratory, Argonne Illinois, USA*⁷*Department of Physics, University of Arizona, Tucson Arizona, USA*⁸*Department of Physics, The University of Texas at Arlington, Arlington Texas, USA*⁹*Physics Department, National and Kapodistrian University of Athens, Athens, Greece*¹⁰*Physics Department, National Technical University of Athens, Zografou, Greece*¹¹*Department of Physics, The University of Texas at Austin, Austin Texas, USA*¹²*Institute of Physics, Azerbaijan Academy of Sciences, Baku, Azerbaijan*¹³*Institut de Física d'Altes Energies (IFAE), The Barcelona Institute of Science and Technology, Barcelona, Spain*¹⁴*Institute of Physics, University of Belgrade, Belgrade, Serbia*¹⁵*Department for Physics and Technology, University of Bergen, Bergen, Norway*¹⁶*Physics Division, Lawrence Berkeley National Laboratory and University of California, Berkeley California, USA*¹⁷*Department of Physics, Humboldt University, Berlin, Germany*¹⁸*Albert Einstein Center for Fundamental Physics and Laboratory for High Energy Physics, University of Bern, Bern, Switzerland*¹⁹*School of Physics and Astronomy, University of Birmingham, Birmingham, United Kingdom*^{20a}*Department of Physics, Bogazici University, Istanbul, Turkey*

- ^{20b}*Department of Physics Engineering, Gaziantep University, Gaziantep, Turkey*
- ^{20d}*Istanbul Bilgi University, Faculty of Engineering and Natural Sciences, Istanbul, Turkey*
- ^{20c}*Bahcesehir University, Faculty of Engineering and Natural Sciences, Istanbul, Turkey*
- ²¹*Centro de Investigaciones, Universidad Antonio Narino, Bogota, Colombia*
- ^{22a}*INFN Sezione di Bologna, Bologna, Italy*
- ^{22b}*Dipartimento di Fisica e Astronomia, Università di Bologna, Bologna, Italy*
- ²³*Physikalisches Institut, University of Bonn, Bonn, Germany*
- ²⁴*Department of Physics, Boston University, Boston Massachusetts, USA*
- ²⁵*Department of Physics, Brandeis University, Waltham Massachusetts, USA*
- ^{26a}*Universidade Federal do Rio De Janeiro COPPE/EE/IF, Rio de Janeiro, Brazil*
- ^{26b}*Electrical Circuits Department, Federal University of Juiz de Fora (UFJF), Juiz de Fora, Brazil*
- ^{26c}*Federal University of Sao Joao del Rei (UFSJ), Sao Joao del Rei, Brazil*
- ^{26d}*Instituto de Fisica, Universidade de Sao Paulo, Sao Paulo, Brazil*
- ²⁷*Physics Department, Brookhaven National Laboratory, Upton New York, USA*
- ^{28a}*Transilvania University of Brasov, Brasov, Romania*
- ^{28b}*Horia Hulubei National Institute of Physics and Nuclear Engineering, Bucharest, Romania*
- ^{28c}*Department of Physics, Alexandru Ioan Cuza University of Iasi, Iasi, Romania*
- ^{28d}*National Institute for Research and Development of Isotopic and Molecular Technologies, Physics Department, Cluj Napoca, Romania*
- ^{28e}*University Politehnica Bucharest, Bucharest, Romania*
- ^{28f}*West University in Timisoara, Timisoara, Romania*
- ²⁹*Departamento de Física, Universidad de Buenos Aires, Buenos Aires, Argentina*
- ³⁰*Cavendish Laboratory, University of Cambridge, Cambridge, United Kingdom*
- ³¹*Department of Physics, Carleton University, Ottawa Ontario, Canada*
- ³²*CERN, Geneva, Switzerland*
- ³³*Enrico Fermi Institute, University of Chicago, Chicago Illinois, USA*
- ^{34a}*Departamento de Física, Pontificia Universidad Católica de Chile, Santiago, Chile*
- ^{34b}*Departamento de Física, Universidad Técnica Federico Santa María, Valparaíso, Chile*
- ^{35a}*Institute of High Energy Physics, Chinese Academy of Sciences, Beijing, China*
- ^{35b}*Department of Physics, Nanjing University, Jiangsu, China*
- ^{35c}*Physics Department, Tsinghua University, Beijing 100084, China*
- ^{36a}*Department of Modern Physics and State Key Laboratory of Particle Detection and Electronics, University of Science and Technology of China, Anhui, China*
- ^{36b}*School of Physics, Shandong University, Shandong, China*
- ^{36c}*Department of Physics and Astronomy, Key Laboratory for Particle Physics, Astrophysics and Cosmology, Ministry of Education; Shanghai Key Laboratory for Particle Physics and Cosmology, Shanghai Jiao Tong University, Shanghai(also at PKU-CHEP), China*
- ³⁷*Université Clermont Auvergne, CNRS/IN2P3, LPC, Clermont-Ferrand, France*
- ³⁸*Nevis Laboratory, Columbia University, Irvington New York, USA*
- ³⁹*Niels Bohr Institute, University of Copenhagen, Kobenhavn, Denmark*
- ^{40a}*INFN Gruppo Collegato di Cosenza, Laboratori Nazionali di Frascati, Italy*
- ^{40b}*Dipartimento di Fisica, Università della Calabria, Rende, Italy*
- ^{41a}*AGH University of Science and Technology, Faculty of Physics and Applied Computer Science, Krakow, Poland*
- ^{41b}*Marian Smoluchowski Institute of Physics, Jagiellonian University, Krakow, Poland*
- ⁴²*Institute of Nuclear Physics Polish Academy of Sciences, Krakow, Poland*
- ⁴³*Physics Department, Southern Methodist University, Dallas Texas, USA*
- ⁴⁴*Physics Department, University of Texas at Dallas, Richardson Texas, USA*
- ⁴⁵*DESY, Hamburg and Zeuthen, Germany*
- ⁴⁶*Lehrstuhl für Experimentelle Physik IV, Technische Universität Dortmund, Dortmund, Germany*
- ⁴⁷*Institut für Kern- und Teilchenphysik, Technische Universität Dresden, Dresden, Germany*
- ⁴⁸*Department of Physics, Duke University, Durham North Carolina, USA*
- ⁴⁹*SUPA - School of Physics and Astronomy, University of Edinburgh, Edinburgh, United Kingdom*
- ⁵⁰*INFN Laboratori Nazionali di Frascati, Frascati, Italy*
- ⁵¹*Fakultät für Mathematik und Physik, Albert-Ludwigs-Universität, Freiburg, Germany*
- ⁵²*Departement de Physique Nucleaire et Corpusculaire, Université de Genève, Geneva, Switzerland*
- ^{53a}*INFN Sezione di Genova, Genova, Italy*
- ^{53b}*Dipartimento di Fisica, Università di Genova, Genova, Italy*
- ^{54a}*E. Andronikashvili Institute of Physics, Iv. Javakhishvili Tbilisi State University, Tbilisi, Georgia*

- ^{54b}*High Energy Physics Institute, Tbilisi State University, Tbilisi, Georgia*
- ⁵⁵*II Physikalisches Institut, Justus-Liebig-Universität Giessen, Giessen, Germany*
- ⁵⁶*SUPA - School of Physics and Astronomy, University of Glasgow, Glasgow, United Kingdom*
- ⁵⁷*II Physikalisches Institut, Georg-August-Universität, Göttingen, Germany*
- ⁵⁸*Laboratoire de Physique Subatomique et de Cosmologie, Université Grenoble-Alpes, CNRS/IN2P3, Grenoble, France*
- ⁵⁹*Laboratory for Particle Physics and Cosmology, Harvard University, Cambridge Massachusetts, USA*
- ^{60a}*Kirchhoff-Institut für Physik, Ruprecht-Karls-Universität Heidelberg, Heidelberg, Germany*
- ^{60b}*Physikalisches Institut, Ruprecht-Karls-Universität Heidelberg, Heidelberg, Germany*
- ^{60c}*ZITI Institut für technische Informatik, Ruprecht-Karls-Universität Heidelberg, Mannheim, Germany*
- ⁶¹*Faculty of Applied Information Science, Hiroshima Institute of Technology, Hiroshima, Japan*
- ^{62a}*Department of Physics, The Chinese University of Hong Kong, Shatin, N.T., Hong Kong, China*
- ^{62b}*Department of Physics, The University of Hong Kong, Hong Kong, China*
- ^{62c}*Department of Physics and Institute for Advanced Study, The Hong Kong University of Science and Technology, Clear Water Bay, Kowloon, Hong Kong, China*
- ⁶³*Department of Physics, National Tsing Hua University, Taiwan, Taiwan*
- ⁶⁴*Department of Physics, Indiana University, Bloomington Indiana, USA*
- ⁶⁵*Institut für Astro- und Teilchenphysik, Leopold-Franzens-Universität, Innsbruck, Austria*
- ⁶⁶*University of Iowa, Iowa City Iowa, USA*
- ⁶⁷*Department of Physics and Astronomy, Iowa State University, Ames Iowa, USA*
- ⁶⁸*Joint Institute for Nuclear Research, JINR Dubna, Dubna, Russia*
- ⁶⁹*KEK, High Energy Accelerator Research Organization, Tsukuba, Japan*
- ⁷⁰*Graduate School of Science, Kobe University, Kobe, Japan*
- ⁷¹*Faculty of Science, Kyoto University, Kyoto, Japan*
- ⁷²*Kyoto University of Education, Kyoto, Japan*
- ⁷³*Research Center for Advanced Particle Physics and Department of Physics, Kyushu University, Fukuoka, Japan*
- ⁷⁴*Instituto de Física La Plata, Universidad Nacional de La Plata and CONICET, La Plata, Argentina*
- ⁷⁵*Physics Department, Lancaster University, Lancaster, United Kingdom*
- ^{76a}*INFN Sezione di Lecce, Lecce, Italy*
- ^{76b}*Dipartimento di Matematica e Fisica, Università del Salento, Lecce, Italy*
- ⁷⁷*Oliver Lodge Laboratory, University of Liverpool, Liverpool, United Kingdom*
- ⁷⁸*Department of Experimental Particle Physics, Jožef Stefan Institute and Department of Physics, University of Ljubljana, Ljubljana, Slovenia*
- ⁷⁹*School of Physics and Astronomy, Queen Mary University of London, London, United Kingdom*
- ⁸⁰*Department of Physics, Royal Holloway University of London, Surrey, United Kingdom*
- ⁸¹*Department of Physics and Astronomy, University College London, London, United Kingdom*
- ⁸²*Louisiana Tech University, Ruston Louisiana, USA*
- ⁸³*Laboratoire de Physique Nucléaire et de Hautes Energies, UPMC and Université Paris-Diderot and CNRS/IN2P3, Paris, France*
- ⁸⁴*Fysiska institutionen, Lunds universitet, Lund, Sweden*
- ⁸⁵*Departamento de Física Teórica C-15, Universidad Autónoma de Madrid, Madrid, Spain*
- ⁸⁶*Institut für Physik, Universität Mainz, Mainz, Germany*
- ⁸⁷*School of Physics and Astronomy, University of Manchester, Manchester, United Kingdom*
- ⁸⁸*CPPM, Aix-Marseille Université and CNRS/IN2P3, Marseille, France*
- ⁸⁹*Department of Physics, University of Massachusetts, Amherst Massachusetts, USA*
- ⁹⁰*Department of Physics, McGill University, Montreal Quebec, Canada*
- ⁹¹*School of Physics, University of Melbourne, Victoria, Australia*
- ⁹²*Department of Physics, The University of Michigan, Ann Arbor Michigan, USA*
- ⁹³*Department of Physics and Astronomy, Michigan State University, East Lansing Michigan, USA*
- ^{94a}*INFN Sezione di Milano, Italy*
- ^{94b}*Dipartimento di Fisica, Università di Milano, Milano, Italy*
- ⁹⁵*B.I. Stepanov Institute of Physics, National Academy of Sciences of Belarus, Minsk, Republic of Belarus*
- ⁹⁶*Research Institute for Nuclear Problems of Byelorussian State University, Minsk, Republic of Belarus*
- ⁹⁷*Group of Particle Physics, University of Montreal, Montreal Quebec, Canada*
- ⁹⁸*P.N. Lebedev Physical Institute of the Russian Academy of Sciences, Moscow, Russia*
- ⁹⁹*Institute for Theoretical and Experimental Physics (ITEP), Moscow, Russia*
- ¹⁰⁰*National Research Nuclear University MEPhI, Moscow, Russia*
- ¹⁰¹*D.V. Skobeltsyn Institute of Nuclear Physics, M.V. Lomonosov Moscow State University, Moscow, Russia*

- ¹⁰²*Fakultät für Physik, Ludwig-Maximilians-Universität München, München, Germany*
- ¹⁰³*Max-Planck-Institut für Physik (Werner-Heisenberg-Institut), München, Germany*
- ¹⁰⁴*Nagasaki Institute of Applied Science, Nagasaki, Japan*
- ¹⁰⁵*Graduate School of Science and Kobayashi-Maskawa Institute, Nagoya University, Nagoya, Japan*
- ^{106a}*INFN Sezione di Napoli, Italy*
- ^{106b}*Dipartimento di Fisica, Università di Napoli, Napoli, Italy*
- ¹⁰⁷*Department of Physics and Astronomy, University of New Mexico, Albuquerque New Mexico, USA*
- ¹⁰⁸*Institute for Mathematics, Astrophysics and Particle Physics, Radboud University Nijmegen/Nikhef, Nijmegen, Netherlands*
- ¹⁰⁹*Nikhef National Institute for Subatomic Physics and University of Amsterdam, Amsterdam, Netherlands*
- ¹¹⁰*Department of Physics, Northern Illinois University, DeKalb Illinois, USA*
- ¹¹¹*Budker Institute of Nuclear Physics, SB RAS, Novosibirsk, Russia*
- ¹¹²*Department of Physics, New York University, New York New York, USA*
- ¹¹³*Ohio State University, Columbus Ohio, USA*
- ¹¹⁴*Faculty of Science, Okayama University, Okayama, Japan*
- ¹¹⁵*Homer L. Dodge Department of Physics and Astronomy, University of Oklahoma, Norman Oklahoma, USA*
- ¹¹⁶*Department of Physics, Oklahoma State University, Stillwater Oklahoma, USA*
- ¹¹⁷*Palacký University, RCPTM, Olomouc, Czech Republic*
- ¹¹⁸*Center for High Energy Physics, University of Oregon, Eugene Oregon, USA*
- ¹¹⁹*LAL, Univ. Paris-Sud, CNRS/IN2P3, Université Paris-Saclay, Orsay, France*
- ¹²⁰*Graduate School of Science, Osaka University, Osaka, Japan*
- ¹²¹*Department of Physics, University of Oslo, Oslo, Norway*
- ¹²²*Department of Physics, Oxford University, Oxford, United Kingdom*
- ^{123a}*INFN Sezione di Pavia, Pavia, Italy*
- ^{123b}*Dipartimento di Fisica, Università di Pavia, Pavia, Italy*
- ¹²⁴*Department of Physics, University of Pennsylvania, Philadelphia Pennsylvania, USA*
- ¹²⁵*National Research Centre "Kurchatov Institute"*
- B.P.Konstantinov Petersburg Nuclear Physics Institute, Saint Petersburg, Russia*
- ^{126a}*INFN Sezione di Pisa, Italy*
- ^{126b}*Dipartimento di Fisica E. Fermi, Università di Pisa, Pisa, Italy*
- ¹²⁷*Department of Physics and Astronomy, University of Pittsburgh, Pittsburgh Pennsylvania, USA*
- ^{128a}*Laboratório de Instrumentação e Física Experimental de Partículas - LIP, Lisboa, Portugal*
- ^{128b}*Faculdade de Ciências, Universidade de Lisboa, Lisboa, Portugal*
- ^{128c}*Department of Physics, University of Coimbra, Coimbra, Portugal*
- ^{128d}*Centro de Física Nuclear da Universidade de Lisboa, Lisboa, Portugal*
- ^{128e}*Departamento de Física, Universidade do Minho, Braga, Portugal*
- ^{128f}*Departamento de Física Teórica y del Cosmos and CAFPE, Universidad de Granada, Granada, Portugal*
- ^{128g}*Dep Física and CEFITEC of Faculdade de Ciências e Tecnologia, Universidade Nova de Lisboa, Caparica, Portugal*
- ¹²⁹*Institute of Physics, Academy of Sciences of the Czech Republic, Praha, Czech Republic*
- ¹³⁰*Czech Technical University in Prague, Praha, Czech Republic*
- ¹³¹*Charles University, Faculty of Mathematics and Physics, Prague, Czech Republic*
- ¹³²*State Research Center Institute for High Energy Physics (Protvino), NRC KI, Russia*
- ¹³³*Particle Physics Department, Rutherford Appleton Laboratory, Didcot, United Kingdom*
- ^{134a}*INFN Sezione di Roma, Italy*
- ^{134b}*Dipartimento di Fisica, Sapienza Università di Roma, Roma, Italy*
- ^{135a}*INFN Sezione di Roma Tor Vergata, Italy*
- ^{135b}*Dipartimento di Fisica, Università di Roma Tor Vergata, Roma, Italy*
- ^{136a}*INFN Sezione di Roma Tre, Italy*
- ^{136b}*Dipartimento di Matematica e Fisica, Università Roma Tre, Roma, Italy*
- ^{137a}*Faculté des Sciences Ain Chock, Réseau Universitaire de Physique des Hautes Energies - Université Hassan II, Casablanca, Morocco*
- ^{137b}*Centre National de l'Energie des Sciences Techniques Nucleaires, Rabat, Morocco*
- ^{137c}*Faculté des Sciences Semlalia, Université Cadi Ayyad, LPHEA-Marrakech, Morocco*
- ^{137d}*Faculté des Sciences, Université Mohamed Premier and LPTPM, Oujda, Morocco*
- ^{137e}*Faculté des sciences, Université Mohammed V, Rabat, Morocco*
- ¹³⁸*DSM/IRFU (Institut de Recherches sur les Lois Fondamentales de l'Univers), CEA Saclay (Commissariat à l'Energie Atomique et aux Energies Alternatives), Gif-sur-Yvette, France*

- ¹³⁹*Santa Cruz Institute for Particle Physics, University of California Santa Cruz, Santa Cruz California, USA*
- ¹⁴⁰*Department of Physics, University of Washington, Seattle Washington, USA*
- ¹⁴¹*Department of Physics and Astronomy, University of Sheffield, Sheffield, United Kingdom*
- ¹⁴²*Department of Physics, Shinshu University, Nagano, Japan*
- ¹⁴³*Department Physik, Universität Siegen, Siegen, Germany*
- ¹⁴⁴*Department of Physics, Simon Fraser University, Burnaby British Columbia, Canada*
- ¹⁴⁵*SLAC National Accelerator Laboratory, Stanford California, USA*
- ^{146a}*Faculty of Mathematics, Physics & Informatics, Comenius University, Bratislava, Slovak Republic*
- ^{146b}*Department of Subnuclear Physics, Institute of Experimental Physics of the Slovak Academy of Sciences, Kosice, Slovak Republic*
- ^{147a}*Department of Physics, University of Cape Town, Cape Town, South Africa*
- ^{147b}*Department of Physics, University of Johannesburg, Johannesburg, South Africa*
- ^{147c}*School of Physics, University of the Witwatersrand, Johannesburg, South Africa*
- ^{148a}*Department of Physics, Stockholm University, Stockholm, Sweden*
- ^{148b}*The Oskar Klein Centre, Stockholm, Sweden*
- ¹⁴⁹*Physics Department, Royal Institute of Technology, Stockholm, Sweden*
- ¹⁵⁰*Departments of Physics & Astronomy and Chemistry, Stony Brook University, Stony Brook New York, USA*
- ¹⁵¹*Department of Physics and Astronomy, University of Sussex, Brighton, United Kingdom*
- ¹⁵²*School of Physics, University of Sydney, Sydney, Australia*
- ¹⁵³*Institute of Physics, Academia Sinica, Taipei, Taiwan*
- ¹⁵⁴*Department of Physics, Technion: Israel Institute of Technology, Haifa, Israel*
- ¹⁵⁵*Raymond and Beverly Sackler School of Physics and Astronomy, Tel Aviv University, Tel Aviv, Israel*
- ¹⁵⁶*Department of Physics, Aristotle University of Thessaloniki, Thessaloniki, Greece*
- ¹⁵⁷*International Center for Elementary Particle Physics and Department of Physics, The University of Tokyo, Tokyo, Japan*
- ¹⁵⁸*Graduate School of Science and Technology, Tokyo Metropolitan University, Tokyo, Japan*
- ¹⁵⁹*Department of Physics, Tokyo Institute of Technology, Tokyo, Japan*
- ¹⁶⁰*Tomsk State University, Tomsk, Russia*
- ¹⁶¹*Department of Physics, University of Toronto, Toronto Ontario, Canada*
- ^{162a}*INFN-TIFPA, Trento, Italy*
- ^{162b}*University of Trento, Trento, Italy*
- ^{163a}*TRIUMF, Vancouver British Columbia, Canada*
- ^{163b}*Department of Physics and Astronomy, York University, Toronto Ontario, Canada*
- ¹⁶⁴*Faculty of Pure and Applied Sciences, and Center for Integrated Research in Fundamental Science and Engineering, University of Tsukuba, Tsukuba, Japan*
- ¹⁶⁵*Department of Physics and Astronomy, Tufts University, Medford Massachusetts, USA*
- ¹⁶⁶*Department of Physics and Astronomy, University of California Irvine, Irvine California, USA*
- ^{167a}*INFN Gruppo Collegato di Udine, Sezione di Trieste, Udine, Italy*
- ^{167b}*ICTP, Trieste, Italy*
- ^{167c}*Dipartimento di Chimica, Fisica e Ambiente, Università di Udine, Udine, Italy*
- ¹⁶⁸*Department of Physics and Astronomy, University of Uppsala, Uppsala, Sweden*
- ¹⁶⁹*Department of Physics, University of Illinois, Urbana Illinois, USA*
- ¹⁷⁰*Instituto de Física Corpuscular (IFIC) and Departamento de Física Atomica, Molecular y Nuclear and Departamento de Ingeniería Electrónica and Instituto de Microelectrónica de Barcelona (IMB-CNM), University of Valencia and CSIC, Valencia, Spain*
- ¹⁷¹*Department of Physics, University of British Columbia, Vancouver British Columbia, Canada*
- ¹⁷²*Department of Physics and Astronomy, University of Victoria, Victoria British Columbia, Canada*
- ¹⁷³*Department of Physics, University of Warwick, Coventry, United Kingdom*
- ¹⁷⁴*Waseda University, Tokyo, Japan*
- ¹⁷⁵*Department of Particle Physics, The Weizmann Institute of Science, Rehovot, Israel*
- ¹⁷⁶*Department of Physics, University of Wisconsin, Madison Wisconsin, USA*
- ¹⁷⁷*Fakultät für Physik und Astronomie, Julius-Maximilians-Universität, Würzburg, Germany*
- ¹⁷⁸*Fakultät für Mathematik und Naturwissenschaften, Fachgruppe Physik, Bergische Universität Wuppertal, Wuppertal, Germany*
- ¹⁷⁹*Department of Physics, Yale University, New Haven Connecticut, USA*
- ¹⁸⁰*Yerevan Physics Institute, Yerevan, Armenia*
- ¹⁸¹*CH-1211 Geneva 23, Switzerland*

¹⁸²*Centre de Calcul de l'Institut National de Physique Nucléaire et de Physique des Particules (IN2P3),
Villeurbanne, France*

¹⁸³*Academia Sinica Grid Computing, Institute of Physics, Academia Sinica, Taipei, Taiwan*

^aDeceased.

^bAlso at Department of Physics, King's College London, London, United Kingdom.

^cAlso at Institute of Physics, Azerbaijan Academy of Sciences, Baku, Azerbaijan.

^dAlso at Novosibirsk State University, Novosibirsk, Russia.

^eAlso at TRIUMF, Vancouver BC, Canada.

^fAlso at Department of Physics & Astronomy, University of Louisville, Louisville, Kentucky, USA.

^gAlso at Physics Department, An-Najah National University, Nablus, Palestine.

^hAlso at Department of Physics, California State University, Fresno California, USA.

ⁱAlso at Department of Physics, University of Fribourg, Fribourg, Switzerland.

^jAlso at II Physikalisches Institut, Georg-August-Universität, Göttingen, Germany.

^kAlso at Departament de Física de la Universitat Autònoma de Barcelona, Barcelona, Spain.

^lAlso at Departamento de Física e Astronomia, Faculdade de Ciências, Universidade do Porto, Portugal.

^mAlso at Tomsk State University, Tomsk, Russia.

ⁿAlso at The Collaborative Innovation Center of Quantum Matter (CICQM), Beijing, China.

^oAlso at Università di Napoli Parthenope, Napoli, Italy.

^pAlso at Institute of Particle Physics (IPP), Canada.

^qAlso at Horia Hulubei National Institute of Physics and Nuclear Engineering, Bucharest, Romania.

^rAlso at Department of Physics, Saint Petersburg State Polytechnical University, Saint Petersburg, Russia.

^sAlso at Borough of Manhattan Community College, City University of New York, New York City, USA.

^tAlso at Centre for High Performance Computing, CSIR Campus, Rosebank, Cape Town, South Africa.

^uAlso at Louisiana Tech University, Ruston Louisiana, USA.

^vAlso at Institutio Catalana de Recerca i Estudis Avancats, ICREA, Barcelona, Spain.

^wAlso at Graduate School of Science, Osaka University, Osaka, Japan.

^xAlso at Fakultät für Mathematik und Physik, Albert-Ludwigs-Universität, Freiburg, Germany.

^yAlso at Institute for Mathematics, Astrophysics and Particle Physics, Radboud University Nijmegen/Nikhef, Nijmegen, Netherlands.

^zAlso at Department of Physics, The University of Texas at Austin, Austin Texas, USA.

^{aa}Also at Institute of Theoretical Physics, Ilia State University, Tbilisi, Georgia.

^{bb}Also at CERN, Geneva, Switzerland.

^{cc}Also at Georgian Technical University (GTU), Tbilisi, Georgia.

^{dd}Also at Ochadai Academic Production, Ochanomizu University, Tokyo, Japan.

^{ee}Also at Manhattan College, New York New York, USA.

^{ff}Also at Departamento de Física, Pontificia Universidad Católica de Chile, Santiago, Chile.

^{gg}Also at Department of Physics, The University of Michigan, Ann Arbor Michigan, USA.

^{hh}Also at School of Physics, Shandong University, Shandong, China.

ⁱⁱAlso at Departamento de Física Teórica y del Cosmos and CAFPE, Universidad de Granada, Granada, Portugal.

^{jj}Also at Department of Physics, California State University, Sacramento California, USA.

^{kk}Also at Moscow Institute of Physics and Technology State University, Dolgoprudny, Russia.

^{ll}Also at Departement de Physique Nucléaire et Corpusculaire, Université de Genève, Geneva, Switzerland.

^{mm}Also at Institut de Física d'Altes Energies (IFAE), The Barcelona Institute of Science and Technology, Barcelona, Spain

ⁿⁿAlso at School of Physics, Sun Yat-sen University, Guangzhou, China.

^{oo}Also at Institute for Nuclear Research and Nuclear Energy (INRNE) of the Bulgarian Academy of Sciences, Sofia, Bulgaria.

^{pp}Also at Faculty of Physics, M.V.Lomonosov Moscow State University, Moscow, Russia.

^{qq}Also at National Research Nuclear University MEPhI, Moscow, Russia.

^{rr}Also at Department of Physics, Stanford University, Stanford California, USA.

^{ss}Also at Institute for Particle and Nuclear Physics, Wigner Research Centre for Physics, Budapest, Hungary.

^{tt}Also at Giresun University, Faculty of Engineering, Turkey.

^{uu}Also at CPPM, Aix-Marseille Université and CNRS/IN2P3, Marseille, France.

^{vv}Also at Department of Physics, Nanjing University, Jiangsu, China.

^{ww}Also at University of Malaya, Department of Physics, Kuala Lumpur, Malaysia.

^{xx}Also at Institute of Physics, Academia Sinica, Taipei, Taiwan.

^{yy}Also at LAL, Univ. Paris-Sud, CNRS/IN2P3, Université Paris-Saclay, Orsay, France.